



MASTERS RACING LEGENDS

For 1966-1985 F1 Cars



MSVR Masters Historic Festival
Brands Hatch GP
30th / 31st May 2026



SPORTS TIMING

TIMING SOLUTIONS LTD

Timing & Results Provided by Timing Solutions Ltd

www.tsl-timing.com



BrandsHatch

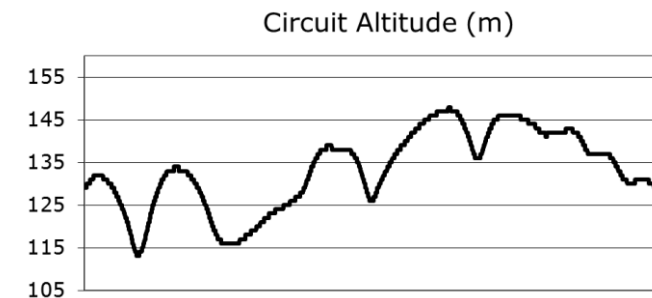
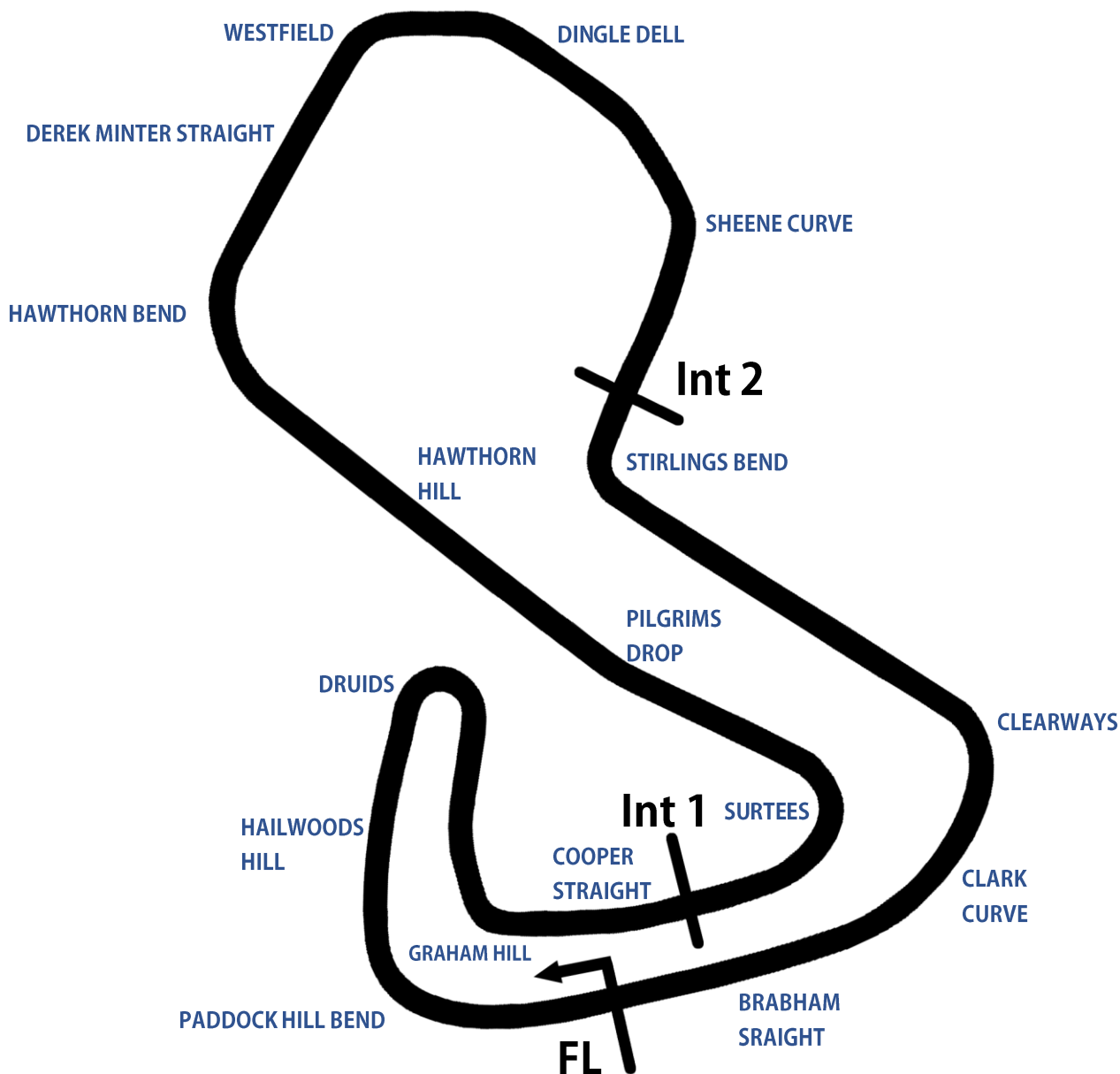
Brands Hatch Grand Prix Circuit

Fawkham, Longfield, Kent, UK



SPORTS TIMING

TIMING SOLUTIONS LTD



Length	2.4332 miles 3.916 km 3916.0 m		
FL		51.36032 N	0.26032 E
Int 1	1116m	51.35934 N	0.25955 E
Int 2	2928m	51.35532 N	0.26250 E
Pit Entry	3646m	51.35911 N	0.25743 E
Pit Exit	26m after FL	51.36027 N	0.26078 E
Pit Entry - Pit Exit	277m, 19.9s @ 50kph, 16.6s @ 60kph		

Results & Live Timing available at – www.tsl-timing.com

Updated - 24/01/2024 10:10

MSVR Masters Historic Festival - Brands Hatch - 30th/31st May 2026

Masters Racing Legends for 1966-1985 F1 Cars

FREE PRACTICE - CLASSIFICATION

POS	NO	CL	PIC	NAME	NAT	ENTRY	TIME	ON	LAPS	GAP	DIFF	MPH
1	77	Head	1	Tom BRADSHAW	GBR	McLaren MP4/1(1982)	1:20.432	12	12			108.90
2	37	Head	2	Werner D'ANSEMBOURG	BEL	Williams FW07C (1980)	1:21.987	14	15	1.555	1.555	106.84
3	27	Head	3	Yutaka TORIBA	JPN	Williams FW07C (1981)	1:22.806	9	12	2.374	0.819	105.78
4	78	Head	4	Warren BRIGGS	NZL	McLaren M29C (1979)	1:23.368	7	12	2.936	0.562	105.07
5	99	Head	5	Jamie CONSTABLE	GBR	Tyrrell 011 (1982)	1:23.721	6	11	3.289	0.353	104.63
6	29	Lauda	1	Valerio LEONE	ITA	Arrows A6 (1983)	1:24.959	11	12	4.527	1.238	103.10
7	3	Lauda	2	James HAGAN	GBR	Tyrrell 011B (1983)	1:25.756	8	11	5.324	0.797	102.14
8	10	Fittipaldi	1	John SPIERS	GBR	March 761 (1976)	1:26.230	12	12	5.798	0.474	101.58
9	57	Fittipaldi	2	Martin BULLOCK	AUS	Williams FW06 (1978)	1:26.555	8	10	6.123	0.325	101.20
10	30	Head	6	Simon FISH	GBR	Arrows A4 (1982)	1:26.842	14	14	6.410	0.287	100.87
11	26	Head	7	Mark HAZELL	GBR	Williams FW07B (1980)	1:27.296	11	11	6.864	0.454	100.34
12	11	Head	8	Michael FITZGERALD	USA	Tyrrell 011 (1982)	1:28.890	12	13	8.458	1.594	98.54
13	69	Fittipaldi	3	Oliver CHAPMAN	GBR	March 761 (1977)	1:29.010	2	5	8.578	0.120	98.41
14	4	Lauda	3	Ian SIMMONDS	GBR	Tyrrell 012 (1983)	1:29.126	6	9	8.694	0.116	98.28
15	59	Fittipaldi	4	Nick COLYVAS	USA	Shadow DN5 (1975)	1:30.272	10	11	9.840	1.146	97.03
16	28	Head	9	Nick PINK	GBR	Arrows A5 (1982)	1:30.278	8	10	9.846	0.006	97.03
17	93*	Head	10	Marc SYDOW	DEU	Shadow DN9 (1979)	1:31.068	7	11	10.636	0.790	96.19
18	41	Fittipaldi	5	Paul Andrew HAGGAR	USA	March 761 (1976)	1:43.568	8	10	23.136	12.500	84.58

No. 93 - no working transponder, please rectify before your next session Ch.12 App.6, Art.2.2

Weather / Track : Sunny / Dry

These results are provisional until the conclusion of any judicial and technical matters.

Date: 30/05/2026 Start: 10:45 Finish: 11:07

Brands Hatch GP: 2.4332 miles

Race Director: Bas Hennink

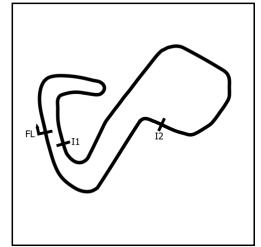
Timekeeper: Stewart Burr



MSVR Masters Historic Festival - Brands Hatch - 30th/31st May 2026

Masters Racing Legends for 1966-1985 F1 Cars

FREE PRACTICE - SECTOR ANALYSIS



SECTOR 1 = FL to I1, SECTOR 2 = I1 to I2, SECTOR 3 = I2 to FL, DIFF = Difference To Personal Best Lap, P = Crossed Finish Line in Pit Lane, D = Time Disallowed

P1 77 Head Tom BRADSHAW		McLaren MP4/1(1982)					
IDEAL LAP TIME : 1:20.432		BEST LAP TIME : 1:20.432		DIFFERENCE : 0.000			
LAP	SECTOR 1	SECTOR 2	SECTOR 3	LAP TIME	MPH	DIFF	TIME OF DAY
1 -	OUTLAP	41.834	20.862	1:42.407	85.53	21.975	10:46:45.184
2 -	27.945	37.264	19.994	1:25.203	102.81	4.771	10:48:10.387
3 -	26.185	37.507	20.482	1:24.174	104.06	3.742	10:49:34.561
4 -	27.240	38.767	19.783	1:25.790	102.10	5.358	10:51:00.351
5 -	27.747	36.778	19.597	1:24.122	104.13	3.690	10:52:24.473
6 -	26.035	36.092	19.378	1:21.505 (3)	107.47	1.073	10:53:45.978
7 -	26.023	36.155	IN PIT	4:43.105 P	30.94	3:22.673	10:58:29.083
8 -	OUTLAP	36.254	19.924	1:27.015	100.67	6.583	10:59:56.098
9 -	26.417	37.323	20.305	1:24.045	104.22	3.613	11:01:20.143
10 -	25.917	35.675	19.604	1:21.196 (2)	107.88	0.764	11:02:41.339
11 -	25.838	38.338	19.740	1:23.916	104.38	3.484	11:04:05.255
12 -	25.670	35.533	19.229	1:20.432 (1)	108.90		11:05:25.687
13 -	26.038	36.244					

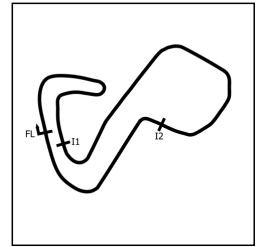
P2 37 Head Werner D'ANSEBOURG		Williams FW07C (1980)					
IDEAL LAP TIME : 1:21.452		BEST LAP TIME : 1:21.987		DIFFERENCE : 0.535			
LAP	SECTOR 1	SECTOR 2	SECTOR 3	LAP TIME	MPH	DIFF	TIME OF DAY
1 -	OUTLAP	42.980	21.616	1:41.113	86.63	19.126	10:46:57.042
2 -	27.529	38.506	20.109	1:26.144	101.68	4.157	10:48:23.186
3 -	26.739	37.820	19.853	1:24.412	103.77	2.425	10:49:47.598
4 -	26.802	39.819	20.101	1:26.722	101.01	4.735	10:51:14.320
5 -	26.328	37.017	22.356	1:25.701	102.21	3.714	10:52:40.021
6 -	26.246	37.320	20.108	1:23.674	104.69	1.687	10:54:03.695
7 -	25.995	36.605	19.516	1:22.116 (3)	106.67	0.129	10:55:25.811
8 -	25.812	37.877	19.790	1:23.479	104.93	1.492	10:56:49.290
9 -	26.039	39.913	19.552	1:25.504	102.44	3.517	10:58:14.794
10 -	26.418	37.527	19.537	1:23.482	104.93	1.495	10:59:38.276
11 -	25.786	37.061	19.463	1:22.310	106.42	0.323	11:01:00.586
12 -	26.104	36.453	19.477	1:22.034 (2)	106.78	0.047	11:02:22.620
13 -	25.859	38.469	19.813	1:24.141	104.10	2.154	11:03:46.761
14 -	26.321	36.224	19.442	1:21.987 (1)	106.84		11:05:08.748
15 -	27.691	36.680	19.518	1:23.889	104.42	1.902	11:06:32.637
16 -	26.187	42.473					

P3 27 Head Yutaka TORIBA		Williams FW07C (1981)					
IDEAL LAP TIME : 1:22.291		BEST LAP TIME : 1:22.806		DIFFERENCE : 0.515			
LAP	SECTOR 1	SECTOR 2	SECTOR 3	LAP TIME	MPH	DIFF	TIME OF DAY
1 -	OUTLAP	41.627	21.225	1:43.606	84.54	20.800	10:46:46.937
2 -	28.316	37.307	IN PIT	2:42.180 P	54.01	1:19.374	10:49:29.117
3 -	OUTLAP	40.667	20.259	1:35.413	91.80	12.607	10:51:04.530
4 -	26.741	37.538	19.703	1:23.982 (3)	104.30	1.176	10:52:28.512
5 -	26.473	38.088	20.149	1:24.710	103.40	1.904	10:53:53.222
6 -	31.008	39.700	19.834	1:30.542	96.74	7.736	10:55:23.764
7 -	26.362	38.200	19.817	1:24.379	103.81	1.573	10:56:48.143
8 -	26.790	39.504	19.764	1:26.058	101.78	3.252	10:58:14.201
9 -	26.770	36.472	19.564	1:22.806 (1)	105.78		10:59:37.007
10 -	26.425	37.079	19.457	1:22.961 (2)	105.58	0.155	11:00:59.968
11 -	26.746	40.532	IN PIT	4:03.483 P	35.97	2:40.677	11:05:03.451
12 -	OUTLAP	38.631	20.502	1:35.234	91.98	12.428	11:06:38.685
13 -	26.563	50.280					

MSVR Masters Historic Festival - Brands Hatch - 30th/31st May 2026

Masters Racing Legends for 1966-1985 F1 Cars

FREE PRACTICE - SECTOR ANALYSIS



SECTOR 1 = FL to I1, SECTOR 2 = I1 to I2, SECTOR 3 = I2 to FL, DIFF = Difference To Personal Best Lap, P = Crossed Finish Line in Pit Lane, D = Time Disallowed

P4 78 Head Warren BRIGGS		McLaren M29C (1979)					
IDEAL LAP TIME : 1:22.743		BEST LAP TIME : 1:23.368		DIFFERENCE : 0.625			
LAP	SECTOR 1	SECTOR 2	SECTOR 3	LAP TIME	MPH	DIFF	TIME OF DAY
1 -	OUTLAP	41.051	21.280	1:39.571	87.97	16.203	10:48:18.777
2 -	27.649	37.824	20.088	1:25.561	102.38	2.193	10:49:44.338
3 -	26.708	38.188	20.092	1:24.988	103.07	1.620	10:51:09.326
4 -	26.824	38.482	19.971	1:25.277	102.72	1.909	10:52:34.603
5 -	26.408	37.808	IN PIT	3:55.767 P	37.15	2:32.399	10:56:30.370
6 -	OUTLAP	37.710	20.810	1:31.246	96.00	7.878	10:58:01.616
7 -	26.424	36.901	20.043	1:23.368 (1)	105.07		10:59:24.984
8 -	26.478	37.738	19.812	1:24.028	104.24	0.660	11:00:49.012
9 -	26.472	36.873	20.041	1:23.386 (2)	105.05	0.018	11:02:12.398
10 -	28.856	44.726	20.535	1:34.117	93.07	10.749	11:03:46.515
11 -	26.243	37.700	19.635	1:23.578 (3)	104.81	0.210	11:05:10.093
12 -	26.978	37.337	19.627	1:23.942	104.35	0.574	11:06:34.035
13 -	30.279	58.860					

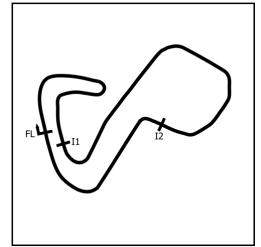
P5 99 Head Jamie CONSTABLE		Tyrrell 011 (1982)					
IDEAL LAP TIME : 1:23.466		BEST LAP TIME : 1:23.721		DIFFERENCE : 0.255			
LAP	SECTOR 1	SECTOR 2	SECTOR 3	LAP TIME	MPH	DIFF	TIME OF DAY
1 -	OUTLAP	42.423	20.715	1:37.956	89.42	14.235	10:49:36.635
2 -	28.961	39.425	20.728	1:29.114	98.29	5.393	10:51:05.749
3 -	26.915	37.425	19.825	1:24.165	104.07	0.444	10:52:29.914
4 -	26.418	39.722	21.419	1:27.559	100.04	3.838	10:53:57.473
5 -	27.176	37.348	19.827	1:24.351	103.84	0.630	10:55:21.824
6 -	26.512	37.323	19.886	1:23.721 (1)	104.63		10:56:45.545
7 -	28.059	42.256	IN PIT	4:09.392 P	35.12	2:45.671	11:00:54.937
8 -	OUTLAP	37.330	20.397	1:31.437	95.80	7.716	11:02:26.374
9 -	26.544	37.223	20.149	1:23.916 (2)	104.38	0.195	11:03:50.290
10 -	26.447	37.809	19.849	1:24.105 (3)	104.15	0.384	11:05:14.395
11 -	26.469	37.559	20.878	1:24.906	103.17	1.185	11:06:39.301
12 -	26.859	51.451					

P6 29 Lauda Valerio LEONE		Arrows A6 (1983)					
IDEAL LAP TIME : 1:23.969		BEST LAP TIME : 1:24.959		DIFFERENCE : 0.990			
LAP	SECTOR 1	SECTOR 2	SECTOR 3	LAP TIME	MPH	DIFF	TIME OF DAY
1 -	OUTLAP	49.385	23.721	1:53.980	76.85	29.021	10:47:11.899
2 -	29.836	39.107	21.491	1:30.434	96.86	5.475	10:48:42.333
3 -	27.643	38.544	21.352	1:27.539	100.06	2.580	10:50:09.872
4 -	27.256	37.721	20.972	1:25.949 (3)	101.91	0.990	10:51:35.821
5 -	27.134	40.013	22.371	1:29.518	97.85	4.559	10:53:05.339
6 -	27.670	37.928	23.891	1:29.489	97.88	4.530	10:54:34.828
7 -	27.268	37.899	20.397	1:25.564 (2)	102.37	0.605	10:56:00.392
8 -	27.668	37.983	IN PIT	3:48.306 P	38.36	2:23.347	10:59:48.698
9 -	OUTLAP	38.258	21.085	1:34.704	92.49	9.745	11:01:23.402
10 -	26.703	39.703	21.181	1:27.587	100.01	2.628	11:02:50.989
11 -	27.133	36.904	20.922	1:24.959 (1)	103.10		11:04:15.948
12 -	27.905	40.058	21.434	1:29.397	97.98	4.438	11:05:45.345
13 -	26.668	39.618					

MSVR Masters Historic Festival - Brands Hatch - 30th/31st May 2026

Masters Racing Legends for 1966-1985 F1 Cars

FREE PRACTICE - SECTOR ANALYSIS



SECTOR 1 = FL to I1, SECTOR 2 = I1 to I2, SECTOR 3 = I2 to FL, DIFF = Difference To Personal Best Lap, P = Crossed Finish Line in Pit Lane, D = Time Disallowed

P7		3 Lauda James HAGAN		Tyrrell 011B (1983)			
IDEAL LAP TIME : 1:25.461		BEST LAP TIME : 1:25.756		DIFFERENCE : 0.295			
LAP	SECTOR 1	SECTOR 2	SECTOR 3	LAP TIME	MPH	DIFF	TIME OF DAY
1 -	OUTLAP	45.243	23.676	1:45.473	83.05	19.717	10:46:58.740
2 -	28.488	40.168	25.658	1:34.314	92.87	8.558	10:48:33.054
3 -	28.093	38.862	20.694	1:27.649	99.94	1.893	10:50:00.703
4 -	27.412	38.048	20.626	1:26.086 (3)	101.75	0.330	10:51:26.789
5 -	30.979	41.156	26.036	1:38.171	89.23	12.415	10:53:04.960
6 -	27.412	38.328	20.211	1:25.951 (2)	101.91	0.195	10:54:30.911
7 -	37.471	49.134	21.548	1:48.153	80.99	22.397	10:56:19.064
8 -	27.224	38.026	20.506	1:25.756 (1)	102.14		10:57:44.820
9 -	30.796	45.482	21.529	1:37.807	89.56	12.051	10:59:22.627
10 -	27.789	39.847	20.280	1:27.916	99.63	2.160	11:00:50.543
11 -	33.823	55.189	IN PIT	4:38.803 P	31.41	3:13.047	11:05:29.346
12 -	OUTLAP	47.973					

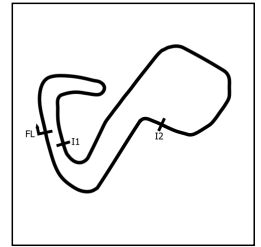
P8		10 Fittipaldi John SPIERS		March 761 (1976)			
IDEAL LAP TIME : 1:25.710		BEST LAP TIME : 1:26.230		DIFFERENCE : 0.520			
LAP	SECTOR 1	SECTOR 2	SECTOR 3	LAP TIME	MPH	DIFF	TIME OF DAY
1 -	OUTLAP	44.914	24.085	1:48.859	80.46	22.629	10:47:08.322
2 -	28.982	38.863	21.621	1:29.466	97.91	3.236	10:48:37.788
3 -	28.930	39.755	21.424	1:30.109	97.21	3.879	10:50:07.897
4 -	28.637	39.925	21.242	1:29.804	97.54	3.574	10:51:37.701
5 -	27.849	40.570	23.140	1:31.559	95.67	5.329	10:53:09.260
6 -	27.982	37.668	21.213	1:26.863	100.84	0.633	10:54:36.123
7 -	27.929	37.342	20.986	1:26.257 (2)	101.55	0.027	10:56:02.380
8 -	27.605	37.453	21.506	1:26.564 (3)	101.19	0.334	10:57:28.944
9 -	27.489	37.872	IN PIT	4:23.077 P	33.29	2:56.847	11:01:52.021
10 -	OUTLAP	39.826	23.015	1:42.603	85.37	16.373	11:03:34.624
11 -	28.509	37.917	21.207	1:27.633	99.96	1.403	11:05:02.257
12 -	27.967	37.384	20.879	1:26.230 (1)	101.58		11:06:28.487
13 -	28.509	42.563					

P9		57 Fittipaldi Martin BULLOCK		Williams FW06 (1978)			
IDEAL LAP TIME : 1:26.555		BEST LAP TIME : 1:26.555		DIFFERENCE : 0.000			
LAP	SECTOR 1	SECTOR 2	SECTOR 3	LAP TIME	MPH	DIFF	TIME OF DAY
1 -	OUTLAP	44.358	22.463	1:49.653	79.88	23.098	10:46:54.761
2 -	30.561	40.385	21.615	1:32.561	94.63	6.006	10:48:27.322
3 -	28.335	39.171	21.655	1:29.161 (3)	98.24	2.606	10:49:56.483
4 -	28.613	38.420	21.525	1:28.558 (2)	98.91	2.003	10:51:25.041
5 -	28.031	38.525	24.077	1:30.633	96.65	4.078	10:52:55.674
6 -	27.842	40.091	23.079	1:31.012	96.24	4.457	10:54:26.686
7 -	31.355	39.271	21.315	1:31.941	95.27	5.386	10:55:58.627
8 -	27.797	37.784	20.974	1:26.555 (1)	101.20		10:57:25.182
9 -	28.577	40.372	23.761	1:32.710	94.48	6.155	10:58:57.892
10 -	28.179	39.294	22.975	1:30.448	96.84	3.893	11:00:28.340
11 -	32.115	38.418					

MSVR Masters Historic Festival - Brands Hatch - 30th/31st May 2026

Masters Racing Legends for 1966-1985 F1 Cars

FREE PRACTICE - SECTOR ANALYSIS



SECTOR 1 = FL to I1, SECTOR 2 = I1 to I2, SECTOR 3 = I2 to FL, DIFF = Difference To Personal Best Lap, P = Crossed Finish Line in Pit Lane, D = Time Disallowed

P10 30 Head Simon FISH		Arrows A4 (1982)					
IDEAL LAP TIME : 1:26.420		BEST LAP TIME : 1:26.842		DIFFERENCE : 0.422			
LAP	SECTOR 1	SECTOR 2	SECTOR 3	LAP TIME	MPH	DIFF	TIME OF DAY
1 -	OUTLAP	46.935	21.946	1:48.901	80.43	22.059	10:47:09.837
2 -	28.730	39.191	20.836	1:28.757	98.69	1.915	10:48:38.594
3 -	28.459	39.234	20.940	1:28.633	98.83	1.791	10:50:07.227
4 -	27.910	39.071	20.818	1:27.799	99.77	0.957	10:51:35.026
5 -	29.333	49.798	23.595	1:42.726	85.27	15.884	10:53:17.752
6 -	28.258	38.999	20.863	1:28.120	99.40	1.278	10:54:45.872
7 -	28.278	38.944	20.881	1:28.103	99.42	1.261	10:56:13.975
8 -	28.210	38.624	23.128	1:29.962	97.37	3.120	10:57:43.937
9 -	27.699	38.605	21.053	1:27.357	100.27	0.515	10:59:11.294
10 -	27.842	38.491	20.599	1:26.932 (3)	100.76	0.090	11:00:38.226
11 -	28.091	42.314	21.264	1:31.669	95.55	4.827	11:02:09.895
12 -	27.987	38.179	20.714	1:26.880 (2)	100.82	0.038	11:03:36.775
13 -	28.736	39.773	20.711	1:29.220	98.18	2.378	11:05:05.995
14 -	27.682	38.139	21.021	1:26.842 (1)	100.87		11:06:32.837
15 -	38.489	1:02.993					

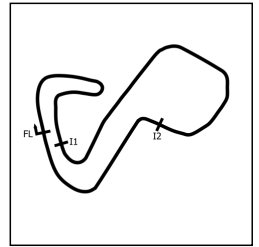
P11 26 Head Mark HAZELL		Williams FW07B (1980)					
IDEAL LAP TIME : 1:26.312		BEST LAP TIME : 1:27.296		DIFFERENCE : 0.984			
LAP	SECTOR 1	SECTOR 2	SECTOR 3	LAP TIME	MPH	DIFF	TIME OF DAY
1 -	OUTLAP	47.234	23.629	1:47.150	81.75	19.854	10:47:42.833
2 -	30.267	39.884	22.705	1:32.856	94.33	5.560	10:49:15.689
3 -	27.624	37.968	21.893	1:27.485 (3)	100.12	0.189	10:50:43.174
4 -	47.268	44.738	1:03.720	2:35.726	56.25	1:08.430	10:53:18.900
5 -	33.101	53.621	IN PIT	4:47.713 P	30.44	3:20.417	10:58:06.613
6 -	OUTLAP	39.905	22.882	1:37.611	89.74	10.315	10:59:44.224
7 -	28.295	38.490	21.823	1:28.608	98.86	1.312	11:01:12.832
8 -	28.184	38.648	22.840	1:29.672	97.68	2.376	11:02:42.504
9 -	28.350	37.817	21.970	1:28.137	99.38	0.841	11:04:10.641
10 -	27.922	38.532	20.924	1:27.378 (2)	100.25	0.082	11:05:38.019
11 -	27.571	38.310	21.415	1:27.296 (1)	100.34		11:07:05.315
12 -	30.982						

P12 11 Head Michael FITZGERALD		Tyrrell 011 (1982)					
IDEAL LAP TIME : 1:28.343		BEST LAP TIME : 1:28.890		DIFFERENCE : 0.547			
LAP	SECTOR 1	SECTOR 2	SECTOR 3	LAP TIME	MPH	DIFF	TIME OF DAY
1 -	OUTLAP	45.939	23.091	1:44.815	83.57	15.925	10:47:13.651
2 -	29.325	41.965	21.684	1:32.974	94.21	4.084	10:48:46.625
3 -	28.961	43.456	21.491	1:33.908	93.28	5.018	10:50:20.533
4 -	28.980	41.299	21.442	1:31.721	95.50	2.831	10:51:52.254
5 -	28.481	43.608	21.485	1:33.574	93.61	4.684	10:53:25.828
6 -	28.372	41.920	21.254	1:31.546	95.68	2.656	10:54:57.374
7 -	33.587	41.691	21.112	1:36.390	90.87	7.500	10:56:33.764
8 -	29.554	39.994	21.081	1:30.629	96.65	1.739	10:58:04.393
9 -	28.045	41.561	21.002	1:30.608	96.67	1.718	10:59:35.001
10 -	27.656	40.703	21.024	1:29.383 (3)	98.00	0.493	11:01:04.384
11 -	30.458	41.618	21.106	1:33.182	94.00	4.292	11:02:37.566
12 -	28.203	39.988	20.699	1:28.890 (1)	98.54		11:04:06.456
13 -	27.888	40.110	21.005	1:29.003 (2)	98.42	0.113	11:05:35.459
14 -	27.885						

MSVR Masters Historic Festival - Brands Hatch - 30th/31st May 2026

Masters Racing Legends for 1966-1985 F1 Cars

FREE PRACTICE - SECTOR ANALYSIS



SECTOR 1 = FL to I1, SECTOR 2 = I1 to I2, SECTOR 3 = I2 to FL, DIFF = Difference To Personal Best Lap, P = Crossed Finish Line in Pit Lane, D = Time Disallowed

P13 69 Fittipaldi Oliver CHAPMAN		March 761 (1977)					
IDEAL LAP TIME : 1:27.804		BEST LAP TIME : 1:29.010		DIFFERENCE : 1.206			
LAP	SECTOR 1	SECTOR 2	SECTOR 3	LAP TIME	MPH	DIFF	TIME OF DAY
1 -	OUTLAP	43.069	22.911	1:40.840	86.86	11.830	10:47:38.514
2 -	29.085	38.403	21.522	1:29.010 (1)	98.41		10:49:07.524
3 -	28.143	41.545	23.530	1:33.218 (2)	93.97	4.208	10:50:40.742
4 -	28.484	42.323	IN PIT	5:29.017 P	26.62	4:00.007	10:56:09.759
5 -	OUTLAP	38.867	21.278	1:31.096	96.16	2.086	10:57:40.855
6 -	28.123	41.045					

P14 4 Lauda Ian SIMMONDS		Tyrrell 012 (1983)					
IDEAL LAP TIME : 1:28.055		BEST LAP TIME : 1:29.126		DIFFERENCE : 1.071			
LAP	SECTOR 1	SECTOR 2	SECTOR 3	LAP TIME	MPH	DIFF	TIME OF DAY
1 -	OUTLAP	48.353	IN PIT	2:34.524 P	56.68	1:05.398	10:47:49.212
2 -	OUTLAP	45.930	22.059	1:41.638	86.18	12.512	10:49:30.850
3 -	29.480	44.594	22.235	1:36.309	90.95	7.183	10:51:07.159
4 -	28.319	41.105	25.461	1:34.885	92.32	5.759	10:52:42.044
5 -	29.723	40.703	22.708	1:33.134 (3)	94.05	4.008	10:54:15.178
6 -	27.755	39.933	21.438	1:29.126 (1)	98.28		10:55:44.304
7 -	28.227	39.550	21.514	1:29.291 (2)	98.10	0.165	10:57:13.595
8 -	30.618	41.406	IN PIT	7:31.534 P	19.40	6:02.408	11:04:45.129
9 -	OUTLAP	40.327	20.750	1:35.171	92.04	6.045	11:06:20.300
10 -	28.027	40.775					

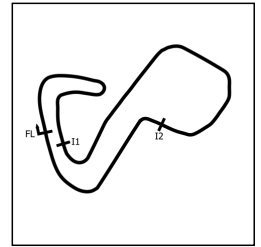
P15 59 Fittipaldi Nick COLYVAS		Shadow DN5 (1975)					
IDEAL LAP TIME : 1:29.470		BEST LAP TIME : 1:30.272		DIFFERENCE : 0.802			
LAP	SECTOR 1	SECTOR 2	SECTOR 3	LAP TIME	MPH	DIFF	TIME OF DAY
1 -	OUTLAP	48.339	23.263	1:52.120	78.12	21.848	10:47:30.657
2 -	30.014	44.480	23.591	1:38.085	89.30	7.813	10:49:08.742
3 -	29.682	41.599	23.363	1:34.644	92.55	4.372	10:50:43.386
4 -	31.551	42.935	21.821	1:36.307	90.95	6.035	10:52:19.693
5 -	29.254	46.646	24.527	1:40.427	87.22	10.155	10:54:00.120
6 -	33.072	43.262	22.402	1:38.736	88.71	8.464	10:55:38.856
7 -	29.226	41.849	22.116	1:33.191	93.99	2.919	10:57:12.047
8 -	29.337	40.979	21.459	1:31.775 (2)	95.44	1.503	10:58:43.822
9 -	29.680	40.930	21.227	1:31.837 (3)	95.38	1.565	11:00:15.659
10 -	28.910	40.470	20.892	1:30.272 (1)	97.03		11:01:45.931
11 -	28.510	40.068	IN PIT	3:35.347 P	40.67	2:05.075	11:05:21.278
12 -	OUTLAP	53.866					

P16 28 Head Nick PINK		Arrows A5 (1982)					
IDEAL LAP TIME : 1:30.059		BEST LAP TIME : 1:30.278		DIFFERENCE : 0.219			
LAP	SECTOR 1	SECTOR 2	SECTOR 3	LAP TIME	MPH	DIFF	TIME OF DAY
1 -	OUTLAP	46.659	23.772	1:49.825	79.76	19.547	10:47:14.305
2 -	30.025	40.448	22.415	1:32.888	94.30	2.610	10:48:47.193
3 -	29.286	41.178	22.200	1:32.664	94.53	2.386	10:50:19.857
4 -	29.085	39.720	22.078	1:30.883	96.38	0.605	10:51:50.740
5 -	28.635	43.441	IN PIT	4:51.688 P	30.03	3:21.410	10:56:42.428
6 -	OUTLAP	41.524	22.817	1:37.197	90.12	6.919	10:58:19.625
7 -	28.679	39.616	22.087	1:30.382 (2)	96.92	0.104	10:59:50.007
8 -	28.365	39.719	22.194	1:30.278 (1)	97.03		11:01:20.285
9 -	28.810	39.687	22.265	1:30.762 (3)	96.51	0.484	11:02:51.047
10 -	29.014	39.753	22.137	1:30.904	96.36	0.626	11:04:21.951
11 -	33.304	48.944					

MSVR Masters Historic Festival - Brands Hatch - 30th/31st May 2026

Masters Racing Legends for 1966-1985 F1 Cars

FREE PRACTICE - SECTOR ANALYSIS



SECTOR 1 = FL to I1, SECTOR 2 = I1 to I2, SECTOR 3 = I2 to FL, DIFF = Difference To Personal Best Lap, P = Crossed Finish Line in Pit Lane, D = Time Disallowed

P17 93 Head Marc SYDOW		Shadow DN9 (1979)					
IDEAL LAP TIME :		BEST LAP TIME : 1:31.068		DIFFERENCE :			
LAP	SECTOR 1	SECTOR 2	SECTOR 3	LAP TIME	MPH	DIFF	TIME OF DAY
1 -				1:59.769	73.13	28.701	10:47:13.780
2 -				1:37.061	90.25	5.993	10:48:50.841
3 -				1:33.802	93.38	2.734	10:50:24.643
4 -				1:32.053 (2)	95.16	0.985	10:51:56.696
5 -				1:32.771 (3)	94.42	1.703	10:53:29.467
6 -				1:35.954	91.29	4.886	10:55:05.421
7 -				1:31.068 (1)	96.19		10:56:36.489
8 -			<i>IN PIT</i>	5:16.924 P	27.64	3:45.856	11:01:53.413
9 -	<i>OUTLAP</i>			1:40.288	87.34	9.220	11:03:33.702
10 -				1:33.604	93.58	2.536	11:05:07.306
11 -				1:33.329	93.85	2.261	11:06:40.635

P18 41 Fittipaldi Paul Andrew HAGGAR		March 761 (1976)					
IDEAL LAP TIME : 1:42.344		BEST LAP TIME : 1:43.568		DIFFERENCE : 1.224			
LAP	SECTOR 1	SECTOR 2	SECTOR 3	LAP TIME	MPH	DIFF	TIME OF DAY
1 -	<i>OUTLAP</i>	56.584	26.833	2:04.449	70.38	20.881	10:47:41.812
2 -	33.618	53.904	26.367	1:53.889	76.91	10.321	10:49:35.701
3 -	33.698	49.763	26.056	1:49.517	79.98	5.949	10:51:25.218
4 -	34.328	49.971	30.136	1:54.435	76.54	10.867	10:53:19.653
5 -	33.867	53.829	25.388	1:53.084	77.46	9.516	10:55:12.737
6 -	31.911	49.694	24.390	1:45.995	82.64	2.427	10:56:58.732
7 -	32.723	47.537	24.462	1:44.722 (2)	83.64	1.154	10:58:43.454
8 -	32.535	46.706	24.327	1:43.568 (1)	84.58		11:00:27.022
9 -	34.186	47.053	23.988	1:45.227 (3)	83.24	1.659	11:02:12.249
10 -	31.993	46.445	<i>IN PIT</i>	4:11.345 P	34.85	2:27.777	11:06:23.594
11 -	<i>OUTLAP</i>	59.361					

MSVR Masters Historic Festival - Brands Hatch - 30th/31st May 2026

Masters Racing Legends for 1966-1985 F1 Cars

FREE PRACTICE - BEST SECTORS

POS	SECTOR 1		SECTOR 2		SECTOR 3		IDEAL / BEST COMPARISON						
	NO	TIME	NO	TIME	NO	TIME	POS	NO	NAME	IDEAL	BEST	DIFF	
										PERFECT LAP	1:20.432		
1	77	25.670	77	35.533	77	19.229	1	77	BRADSHAW	1:20.432	1:20.432	0.000	
2	37	25.786	37	36.224	37	19.442	2	37	D'ANSEMBOURG	1:21.452	1:21.987	0.535	
3	78	26.243	27	36.472	27	19.457	3	27	TORIBA	1:22.291	1:22.806	0.515	
4	27	26.362	78	36.873	78	19.627	4	78	BRIGGS	1:22.743	1:23.368	0.625	
5	99	26.418	29	36.904	99	19.825	5	99	CONSTABLE	1:23.466	1:23.721	0.255	
6	29	26.668	99	37.223	3	20.211	6	29	LEONE	1:23.969	1:24.959	0.990	
7	3	27.224	10	37.342	29	20.397	7	3	HAGAN	1:25.461	1:25.756	0.295	
8	10	27.489	57	37.784	30	20.599	8	10	SPIERS	1:25.710	1:26.230	0.520	
9	26	27.571	26	37.817	11	20.699	9	26	HAZELL	1:26.312	1:27.296	0.984	
10	11	27.656	3	38.026	4	20.750	10	30	FISH	1:26.420	1:26.842	0.422	
11	30	27.682	30	38.139	10	20.879	11	57	BULLOCK	1:26.555	1:26.555	0.000	
12	4	27.755	69	38.403	59	20.892	12	69	CHAPMAN	1:27.804	1:29.010	1.206	
13	57	27.797	4	39.550	26	20.924	13	4	SIMMONDS	1:28.055	1:29.126	1.071	
14	69	28.123	28	39.616	57	20.974	14	11	FITZGERALD	1:28.343	1:28.890	0.547	
15	28	28.365	11	39.988	69	21.278	15	59	COLYVAS	1:29.470	1:30.272	0.802	
16	59	28.510	59	40.068	28	22.078	16	28	PINK	1:30.059	1:30.278	0.219	
17	41	31.911	41	46.445	41	23.988	17	41	HAGGAR	1:42.344	1:43.568	1.224	
18							18	93	SYDOW		1:31.068		

MSVR Masters Historic Festival - Brands Hatch - 30th/31st May 2026

Masters Racing Legends for 1966-1985 F1 Cars

FREE PRACTICE - STATISTICS

Competitors Started 18
Planned Start 2026-05-30 @ 10:45:00.000
Actual Start 2026-05-30 @ 10:45:01.813
Finish Time 2026-05-30 @ 11:07:51.865
Track Length 2.4332mi.
Total Laps 201
Total Distance Covered 489.0912mi.

Session Fastest Lap History

NO	CL	NAME	LAP TIME	TIME OF DAY	LAP	VEHICLE
93	Head	Marc SYDOW	1:59.769	10:47:13.780	1	Shadow DN9 (1979)
77	Head	Tom BRADSHAW	1:25.203	10:48:10.390	2	McLaren MP4/1(1982)
77	Head	Tom BRADSHAW	1:24.174	10:49:34.563	3	McLaren MP4/1(1982)
77	Head	Tom BRADSHAW	1:24.122	10:52:24.476	5	McLaren MP4/1(1982)
27	Head	Yutaka TORIBA	1:23.982	10:52:28.512	4	Williams FW07C (1981)
77	Head	Tom BRADSHAW	1:21.505	10:53:45.981	6	McLaren MP4/1(1982)
77	Head	Tom BRADSHAW	1:21.196	11:02:41.343	10	McLaren MP4/1(1982)
77	Head	Tom BRADSHAW	1:20.432	11:05:25.690	12	McLaren MP4/1(1982)

Flag History

TYPE	TIME OF DAY
GREEN	10:45:01.813
RED	11:07:17.509
FINISH	11:07:51.865

Flag Statistics

TYPE	COUNT	TOTAL LAPS	TOTAL TIME
Green	1	15	22:15.695
Red	1	0	34.356
Safety Car	0	0	0.000
FCY	0	0	0.000

MSVR Masters Historic Festival - Brands Hatch - 30th/31st May 2026

Masters Racing Legends for 1966-1985 F1 Cars

FREE PRACTICE - STATISTICS

CLASS : Fittipaldi

5 Starters

Fastest Lap History

NO	NAME	LAP TIME	TIME OF DAY	LAP	VEHICLE
57	Martin BULLOCK	1:32.561	10:48:27.329	2	Williams FW06 (1978)
10	John SPIERS	1:29.466	10:48:37.798	2	March 761 (1976)
69	Oliver CHAPMAN	1:29.010	10:49:07.538	2	March 761 (1977)
57	Martin BULLOCK	1:28.558	10:51:25.047	4	Williams FW06 (1978)
10	John SPIERS	1:26.863	10:54:36.134	6	March 761 (1976)
10	John SPIERS	1:26.257	10:56:02.390	7	March 761 (1976)
10	John SPIERS	1:26.230	11:06:28.497	12	March 761 (1976)

MSVR Masters Historic Festival - Brands Hatch - 30th/31st May 2026

Masters Racing Legends for 1966-1985 F1 Cars

FREE PRACTICE - STATISTICS

CLASS : Head

10 Starters

Fastest Lap History

NO	NAME	LAP TIME	TIME OF DAY	LAP	VEHICLE
93	Marc SYDOW	1:59.769	10:47:13.780	1	Shadow DN9 (1979)
77	Tom BRADSHAW	1:25.203	10:48:10.390	2	McLaren MP4/1(1982)
77	Tom BRADSHAW	1:24.174	10:49:34.563	3	McLaren MP4/1(1982)
77	Tom BRADSHAW	1:24.122	10:52:24.476	5	McLaren MP4/1(1982)
27	Yutaka TORIBA	1:23.982	10:52:28.512	4	Williams FW07C (1981)
77	Tom BRADSHAW	1:21.505	10:53:45.981	6	McLaren MP4/1(1982)
77	Tom BRADSHAW	1:21.196	11:02:41.343	10	McLaren MP4/1(1982)
77	Tom BRADSHAW	1:20.432	11:05:25.690	12	McLaren MP4/1(1982)

MSVR Masters Historic Festival - Brands Hatch - 30th/31st May 2026

Masters Racing Legends for 1966-1985 F1 Cars

FREE PRACTICE - STATISTICS

CLASS : Lauda

3 Starters

Fastest Lap History

NO	NAME	LAP TIME	TIME OF DAY	LAP	VEHICLE
3	James HAGAN	1:34.314	10:48:33.096	2	Tyrrell 011B (1983)
29	Valerio LEONE	1:30.434	10:48:42.344	2	Arrows A6 (1983)
3	James HAGAN	1:27.649	10:50:00.742	3	Tyrrell 011B (1983)
29	Valerio LEONE	1:27.539	10:50:09.883	3	Arrows A6 (1983)
3	James HAGAN	1:26.086	10:51:26.828	4	Tyrrell 011B (1983)
29	Valerio LEONE	1:25.949	10:51:35.833	4	Arrows A6 (1983)
29	Valerio LEONE	1:25.564	10:56:00.402	7	Arrows A6 (1983)
29	Valerio LEONE	1:24.959	11:04:15.959	11	Arrows A6 (1983)

MSVR Masters Historic Festival - Brands Hatch - 30th/31st May 2026

Masters Racing Legends for 1966-1985 F1 Cars

QUALIFYING - RACE 5 - CLASSIFICATION - FINAL

POS	NO	CL	PIC	NAME	NAT	ENTRY	TIME	ON	LAPS	GAP	DIFF	MPH
1	37	Head	1	Werner D'ANSEMBOURG	BEL	Williams FW07C (1980)	1:20.938	12	15			108.22
2	27	Head	2	Yutaka TORIBA	JPN	Williams FW07C (1981)	1:21.043	13	13	0.105	0.105	108.08
3	99*	Head	3	Jamie CONSTABLE	GBR	Tyrrell 011 (1982)	1:20.905	15	15			108.27
4	78	Head	4	Warren BRIGGS	NZL	McLaren M29C (1979)	1:21.235	5	13	0.297		107.83
5	77	Head	5	Tom BRADSHAW	GBR	McLaren MP4/1(1982)	1:23.175	3	4	2.237	1.940	105.31
6	29	Lauda	1	Valerio LEONE	ITA	Arrows A6 (1983)	1:23.992	14	15	3.054	0.817	104.29
7	26	Head	6	Mark HAZELL	GBR	Williams FW07B (1980)	1:24.387	12	15	3.449	0.395	103.80
8	30	Head	7	Simon FISH	GBR	Arrows A4 (1982)	1:25.344	11	14	4.406	0.957	102.64
9	69	Fittipaldi	1	Oliver CHAPMAN	GBR	March 761 (1977)	1:25.825	16	17	4.887	0.481	102.06
10	10	Fittipaldi	2	John SPIERS	GBR	March 761 (1976)	1:26.115	11	13	5.177	0.290	101.72
11	3	Lauda	2	James HAGAN	GBR	Tyrrell 011B (1983)	1:26.194	14	15	5.256	0.079	101.62
12	57	Fittipaldi	3	Martin BULLOCK	AUS	Williams FW06 (1978)	1:26.451	3	8	5.513	0.257	101.32
13	4	Lauda	3	Ian SIMMONDS	GBR	Tyrrell 012 (1983)	1:27.529	12	14	6.591	1.078	100.07
14	59	Fittipaldi	4	Nick COLYVAS	USA	Shadow DN5 (1975)	1:28.556	8	9	7.618	1.027	98.91
15	11	Head	8	Michael FITZGERALD	USA	Tyrrell 011 (1982)	1:29.162	5	8	8.224	0.606	98.24
16	93	Head	9	Marc SYDOW	DEU	Shadow DN9 (1979)	1:30.026	8	17	9.088	0.864	97.30
17	28	Head	10	Nick PINK	GBR	Arrows A5 (1982)	1:30.047	13	14	9.109	0.021	97.28
18	41	Fittipaldi	5	Paul Andrew HAGGAR	USA	March 761 (1976)	1:39.608	5	9	18.670	9.561	87.94

CLASS "Fittipaldi" - QUALIFYING LAPTIME (130.0% of 1:25.825) = 1:51.572

CLASS "Head" - QUALIFYING LAPTIME (130.0% of 1:20.938) = 1:45.219

CLASS "Lauda" - QUALIFYING LAPTIME (130.0% of 1:23.992) = 1:49.189

Stewards Decision #1 - No. 99 2 place grid penalty

Weather / Track : Sunny / Dry

Date: 30/05/2026 Start: 14:39 Finish: 15:17
Brands Hatch GP: 2.4332 miles

Chief Steward: Marc Van Geel

Steward: David Simons

Steward: Tony Watts



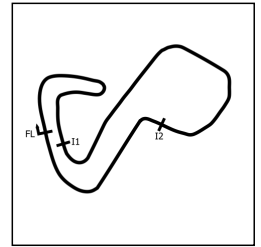
Results can be found at www.tsl-timing.com

Printed - 16:45 Saturday, 30 May 2026

MSVR Masters Historic Festival - Brands Hatch - 30th/31st May 2026

Masters Racing Legends for 1966-1985 F1 Cars

QUALIFYING - RACE 5 - SECTOR ANALYSIS



SECTOR 1 = FL to I1, SECTOR 2 = I1 to I2, SECTOR 3 = I2 to FL, DIFF = Difference To Personal Best Lap, P = Crossed Finish Line in Pit Lane, D = Time Disallowed

P1 99 Head Jamie CONSTABLE		Tyrrell 011 (1982)					
IDEAL LAP TIME : 1:20.765		BEST LAP TIME : 1:20.905		DIFFERENCE : 0.140			
LAP	SECTOR 1	SECTOR 2	SECTOR 3	LAP TIME	MPH	DIFF	TIME OF DAY
1 -	OUTLAP	39.789	20.174	1:33.019	94.17	12.114	14:40:40.886
2 -	26.975	36.784	19.696	1:23.455	104.96	2.550	14:42:04.341
3 -	26.483	37.470	19.926	1:23.879	104.43	2.974	14:43:28.220
4 -	26.203	36.568	19.527	1:22.298	106.44	1.393	14:44:50.518
5 -	26.624	36.496	IN PIT	5:10.350 P	28.22	3:49.445	14:50:00.868
6 -	OUTLAP	43.969	21.929	1:39.966	87.62	19.061	14:51:40.834
7 -	26.412	36.465	19.385	1:22.262	106.48	1.357	14:53:03.096
8 -	40.083	56.718	IN PIT	5:25.565 P	26.90	4:04.660	14:58:28.661
9 -	OUTLAP	41.659	19.543	1:40.287	87.34	19.382	15:00:08.948
10 -	25.848	36.598	IN PIT	10:00.276 P	14.59	8:39.371	15:10:09.224
11 -	OUTLAP	38.417	19.764	1:33.100	94.09	12.195	15:11:42.324
12 -	26.338	36.412	19.581	1:22.331	106.39	1.426	15:13:04.655
13 -	26.173	36.019	19.522	1:21.714 (3)	107.20	0.809	15:14:26.369
14 -	25.994	35.793	19.296	1:21.083 (2)	108.03	0.178	15:15:47.452
15 -	25.754	35.715	19.436	1:20.905 (1)	108.27		15:17:08.357
16 -	36.030	49.852					

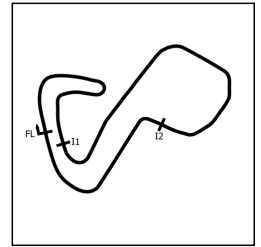
P2 37 Head Werner D'ANSEMBOURG		Williams FW07C (1980)					
IDEAL LAP TIME : 1:20.569		BEST LAP TIME : 1:20.938		DIFFERENCE : 0.369			
LAP	SECTOR 1	SECTOR 2	SECTOR 3	LAP TIME	MPH	DIFF	TIME OF DAY
1 -	OUTLAP	38.524	20.450	1:31.674	95.55	10.736	14:40:41.862
2 -	26.612	36.746	19.679	1:23.037	105.49	2.099	14:42:04.899
3 -	26.428	38.286	19.725	1:24.439	103.74	3.501	14:43:29.338
4 -	26.897	36.531	19.341	1:22.769	105.83	1.831	14:44:52.107
5 -	25.713	36.080	19.603	1:21.396 (3)	107.62	0.458	14:46:13.503
6 -	25.787	36.902	19.534	1:22.223	106.53	1.285	14:47:35.726
7 -	25.566	38.642	IN PIT	5:17.688 P	27.57	3:56.750	14:52:53.414
8 -	OUTLAP	52.651	IN PIT	5:32.329 P	26.35	4:11.391	14:58:25.743
9 -	OUTLAP	40.342	20.059	1:38.308	89.10	17.370	15:00:04.051
10 -	37.351		IN PIT	10:06.875 P	14.43	8:45.937	15:10:10.926
11 -	OUTLAP	40.864	19.805	1:34.581	92.61	13.643	15:11:45.507
12 -	25.636	35.929	19.373	1:20.938 (1)	108.22		15:13:06.445
13 -	25.789	40.544	19.570	1:25.903	101.97	4.965	15:14:32.348
14 -	25.827	40.054	19.802	1:25.683	102.23	4.745	15:15:58.031
15 -	25.947	35.890	19.392	1:21.229 (2)	107.84	0.291	15:17:19.260
16 -	25.696	39.943					

P3 27 Head Yutaka TORIBA		Williams FW07C (1981)					
IDEAL LAP TIME : 1:20.882		BEST LAP TIME : 1:21.043		DIFFERENCE : 0.161			
LAP	SECTOR 1	SECTOR 2	SECTOR 3	LAP TIME	MPH	DIFF	TIME OF DAY
1 -	OUTLAP	37.618	19.944	1:29.266	98.13	8.223	14:42:02.125
2 -	26.672	37.470	20.054	1:24.196	104.04	3.153	14:43:26.321
3 -	26.049	37.767	19.515	1:23.331	105.12	2.288	14:44:49.652
4 -	26.674	36.084	19.484	1:22.242	106.51	1.199	14:46:11.894
5 -	26.244	36.230	19.708	1:22.182 (3)	106.59	1.139	14:47:34.076
6 -	25.912	40.322	IN PIT	2:33.974 P	56.89	1:12.931	14:50:08.050
7 -	OUTLAP	41.927	21.372	1:35.570	91.65	14.527	14:51:43.620
8 -	25.989	35.886	19.316	1:21.191 (2)	107.89	0.148	14:53:04.811
9 -	41.214	1:05.337	IN PIT	5:55.024 P	24.67	4:33.981	14:58:59.835
10 -	OUTLAP	38.248	19.853	1:30.276	97.03	9.233	15:00:30.111
11 -	25.964	44.031	IN PIT	10:23.271 P	14.05	9:02.228	15:10:53.382
12 -	OUTLAP	41.845	23.128	1:35.142	92.07	14.099	15:12:28.524
13 -	25.838	35.728	19.477	1:21.043 (1)	108.08		15:13:49.567
14 -	26.761	43.442					

MSVR Masters Historic Festival - Brands Hatch - 30th/31st May 2026

Masters Racing Legends for 1966-1985 F1 Cars

QUALIFYING - RACE 5 - SECTOR ANALYSIS



SECTOR 1 = FL to I1, SECTOR 2 = I1 to I2, SECTOR 3 = I2 to FL, DIFF = Difference To Personal Best Lap, P = Crossed Finish Line in Pit Lane, D = Time Disallowed

P4 78 Head Warren BRIGGS		McLaren M29C (1979)					
IDEAL LAP TIME : 1:21.172		BEST LAP TIME : 1:21.235		DIFFERENCE : 0.063			
LAP	SECTOR 1	SECTOR 2	SECTOR 3	LAP TIME	MPH	DIFF	TIME OF DAY
1 -	OUTLAP	39.204	20.829	1:34.293	92.90	13.058	14:40:46.218
2 -	27.049	36.937	19.871	1:23.857	104.46	2.622	14:42:10.075
3 -	26.516	36.307	20.238	1:23.061	105.46	1.826	14:43:33.136
4 -	26.352	36.043	19.536	1:21.931 (3)	106.91	0.696	14:44:55.067
5 -	25.687	36.012	19.536	1:21.235 (1)	107.83		14:46:16.302
6 -	27.168	39.276	IN PIT	12:07.683 P	12.03	10:46.448	14:58:23.985
7 -	OUTLAP	36.962	20.004	1:29.137	98.27	7.902	14:59:53.122
8 -	39.512	52.844	IN PIT	10:37.152 P	13.74	9:15.917	15:10:30.274
9 -	OUTLAP	41.315	20.313	1:38.359	89.05	17.124	15:12:08.633
10 -	26.144	36.736	19.598	1:22.478	106.20	1.243	15:13:31.111
11 -	30.268	38.999	19.822	1:29.089	98.32	7.854	15:15:00.200
12 -	26.152	37.433	19.885	1:23.470	104.94	2.235	15:16:23.670
13 -	25.857	36.031	19.598	1:21.486 (2)	107.50	0.251	15:17:45.156
14 -	30.256	43.602					

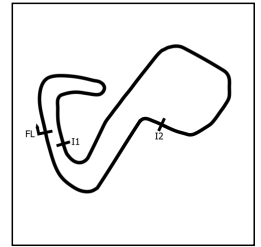
P5 77 Head Tom BRADSHAW		McLaren MP4/1(1982)					
IDEAL LAP TIME : 1:23.175		BEST LAP TIME : 1:23.175		DIFFERENCE : 0.000			
LAP	SECTOR 1	SECTOR 2	SECTOR 3	LAP TIME	MPH	DIFF	TIME OF DAY
1 -	OUTLAP	43.664	22.041	1:41.508	86.29	18.333	14:41:16.337
2 -	27.981	37.266	21.436	1:26.683 (2)	101.05	3.508	14:42:43.020
3 -	27.325	36.117	19.733	1:23.175 (1)	105.31		14:44:06.195
4 -	28.402	54.731	IN PIT	27:15.473 P	5.35	25:52.298	15:11:21.668
5 -	OUTLAP	43.277					

P6 29 Lauda Valerio LEONE		Arrows A6 (1983)					
IDEAL LAP TIME : 1:23.321		BEST LAP TIME : 1:23.992		DIFFERENCE : 0.671			
LAP	SECTOR 1	SECTOR 2	SECTOR 3	LAP TIME	MPH	DIFF	TIME OF DAY
1 -	OUTLAP	45.974	23.865	1:49.358	80.10	25.366	14:41:05.013
2 -	31.025	37.584	20.894	1:29.503	97.87	5.511	14:42:34.516
3 -	27.335	50.201	21.204	1:38.740	88.71	14.748	14:44:13.256
4 -	29.108	40.542	20.932	1:30.582	96.70	6.590	14:45:43.838
5 -	26.711	36.841	20.840	1:24.392	103.79	0.400	14:47:08.230
6 -	27.817	40.384	21.426	1:29.627	97.73	5.635	14:48:37.857
7 -	27.007	36.606	20.673	1:24.286 (3)	103.92	0.294	14:50:02.143
8 -	26.661	37.483	20.065	1:24.209 (2)	104.02	0.217	14:51:26.352
9 -	29.028	40.755	IN PIT	6:49.559 P	21.38	5:25.567	14:58:15.911
10 -	OUTLAP	37.626	20.586	1:33.125	94.06	9.133	14:59:49.036
11 -	37.155	50.192	IN PIT	10:26.621 P	13.97	9:02.629	15:10:15.657
12 -	OUTLAP	38.049	21.928	1:33.816	93.37	9.824	15:11:49.473
13 -	27.054	37.194	21.308	1:25.556	102.38	1.564	15:13:15.029
14 -	26.650	36.770	20.572	1:23.992 (1)	104.29		15:14:39.021
15 -	26.739	38.921	21.472	1:27.132	100.53	3.140	15:16:06.153
16 -	26.661	39.343					

MSVR Masters Historic Festival - Brands Hatch - 30th/31st May 2026

Masters Racing Legends for 1966-1985 F1 Cars

QUALIFYING - RACE 5 - SECTOR ANALYSIS



SECTOR 1 = FL to I1, SECTOR 2 = I1 to I2, SECTOR 3 = I2 to FL, DIFF = Difference To Personal Best Lap, P = Crossed Finish Line in Pit Lane, D = Time Disallowed

P7 26 Head Mark HAZELL		Williams FW07B (1980)					
IDEAL LAP TIME : 1:23.878		BEST LAP TIME : 1:24.387		DIFFERENCE : 0.509			
LAP	SECTOR 1	SECTOR 2	SECTOR 3	LAP TIME	MPH	DIFF	TIME OF DAY
1 -	OUTLAP	43.643	23.384	1:42.683	85.30	18.296	14:41:08.914
2 -	29.332	37.816	22.520	1:29.668	97.69	5.281	14:42:38.582
3 -	27.863	38.098	21.332	1:27.293	100.34	2.906	14:44:05.875
4 -	29.468	42.247	IN PIT	4:47.693 P	30.44	3:23.306	14:48:53.568
5 -	OUTLAP	45.232	23.804	1:45.749	82.83	21.362	14:50:39.317
6 -	28.180	38.020	21.036	1:27.236	100.41	2.849	14:52:06.553
7 -	27.204	37.373	IN PIT	6:22.746 P	22.88	4:58.359	14:58:29.299
8 -	OUTLAP	41.692	21.226	1:41.738	86.10	17.351	15:00:11.037
9 -	26.820	36.268	IN PIT	9:58.874 P	14.62	8:34.487	15:10:09.911
10 -	OUTLAP	39.602	21.641	1:36.962	90.34	12.575	15:11:46.873
11 -	26.912	36.620	21.833	1:25.365 (2)	102.61	0.978	15:13:12.238
12 -	26.807	36.777	20.803	1:24.387 (1)	103.80		15:14:36.625
13 -	27.506	41.863	21.724	1:31.093	96.16	6.706	15:16:07.718
14 -	26.942	37.809	20.988	1:25.739 (3)	102.16	1.352	15:17:33.457
15 -	35.862	39.860	23.540	1:39.262	88.24	14.875	15:19:12.719

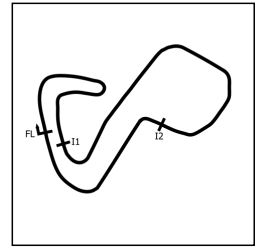
P8 30 Head Simon FISH		Arrows A4 (1982)					
IDEAL LAP TIME : 1:25.066		BEST LAP TIME : 1:25.344		DIFFERENCE : 0.278			
LAP	SECTOR 1	SECTOR 2	SECTOR 3	LAP TIME	MPH	DIFF	TIME OF DAY
1 -	OUTLAP	45.302	21.884	1:45.051	83.38	19.707	14:41:17.818
2 -	28.938	38.444	20.642	1:28.024	99.51	2.680	14:42:45.842
3 -	27.289	41.217	21.133	1:29.639	97.72	4.295	14:44:15.481
4 -	27.254	43.766	20.887	1:31.907	95.31	6.563	14:45:47.388
5 -	27.086	38.586	IN PIT	5:07.154 P	28.51	3:41.810	14:50:54.542
6 -	OUTLAP	39.345	20.687	1:32.995	94.19	7.651	14:52:27.537
7 -	27.851	47.746	IN PIT	6:17.286 P	23.21	4:51.942	14:58:44.823
8 -	OUTLAP	48.599	22.082	1:48.470	80.75	23.126	15:00:33.293
9 -	28.004	49.951	IN PIT	9:43.911 P	15.00	8:18.567	15:10:17.204
10 -	OUTLAP	57.897	21.311	2:02.208	71.67	36.864	15:12:19.412
11 -	27.364	37.708	20.272	1:25.344 (1)	102.64		15:13:44.756
12 -	27.885	37.740	20.290	1:25.915 (2)	101.95	0.571	15:15:10.671
13 -	27.903	38.338	20.501	1:26.742 (3)	100.98	1.398	15:16:37.413
14 -	27.343	39.042	20.645	1:27.030	100.65	1.686	15:18:04.443

P9 69 Fittipaldi Oliver CHAPMAN		March 761 (1977)					
IDEAL LAP TIME : 1:25.628		BEST LAP TIME : 1:25.825		DIFFERENCE : 0.197			
LAP	SECTOR 1	SECTOR 2	SECTOR 3	LAP TIME	MPH	DIFF	TIME OF DAY
1 -	OUTLAP	45.034	23.946	1:45.315	83.17	19.490	14:41:22.454
2 -	30.679	41.461	21.534	1:33.674	93.51	7.849	14:42:56.128
3 -	29.013	40.630	21.406	1:31.049	96.21	5.224	14:44:27.177
4 -	29.127	39.176	21.261	1:29.564	97.80	3.739	14:45:56.741
5 -	29.848	39.090	20.541	1:29.479	97.89	3.654	14:47:26.220
6 -	28.507	38.986	20.471	1:27.964	99.58	2.139	14:48:54.184
7 -	28.762	40.226	22.853	1:31.841	95.38	6.016	14:50:26.025
8 -	29.018	40.192	20.722	1:29.932	97.40	4.107	14:51:55.957
9 -	28.495	38.057	IN PIT	6:40.933 P	21.84	5:15.108	14:58:36.890
10 -	OUTLAP	42.473	21.196	1:35.936	91.30	10.111	15:00:12.826
11 -	28.334	39.239	IN PIT	9:58.989 P	14.62	8:33.164	15:10:11.815
12 -	OUTLAP	40.057	20.898	1:35.670	91.56	9.845	15:11:47.485
13 -	28.022	40.182	20.517	1:28.721	98.73	2.896	15:13:16.206
14 -	28.059	38.019	20.618	1:26.696 (3)	101.04	0.871	15:14:42.902
15 -	27.820	37.769	20.804	1:26.393 (2)	101.39	0.568	15:16:09.295
16 -	27.778	37.966	20.081	1:25.825 (1)	102.06		15:17:35.120
17 -	30.005	38.462	20.540	1:29.007	98.41	3.182	15:19:04.127

MSVR Masters Historic Festival - Brands Hatch - 30th/31st May 2026

Masters Racing Legends for 1966-1985 F1 Cars

QUALIFYING - RACE 5 - SECTOR ANALYSIS



SECTOR 1 = FL to I1, SECTOR 2 = I1 to I2, SECTOR 3 = I2 to FL, DIFF = Difference To Personal Best Lap, P = Crossed Finish Line in Pit Lane, D = Time Disallowed

P10 10 Fittipaldi John SPIERS		March 761 (1976)					
IDEAL LAP TIME : 1:25.883		BEST LAP TIME : 1:26.115		DIFFERENCE : 0.232			
LAP	SECTOR 1	SECTOR 2	SECTOR 3	LAP TIME	MPH	DIFF	TIME OF DAY
1 -	OUTLAP	43.504	23.458	1:45.729	82.85	19.614	14:41:10.842
2 -	29.453	39.588	IN PIT	2:58.199 P	49.15	1:32.084	14:44:09.041
3 -	OUTLAP	41.604	22.478	1:41.602	86.21	15.487	14:45:50.643
4 -	28.917	38.349	21.670	1:28.936	98.49	2.821	14:47:19.579
5 -	28.781	38.132	21.414	1:28.327	99.17	2.212	14:48:47.906
6 -	28.139	39.907	IN PIT	9:48.030 P	14.89	8:21.915	14:58:35.936
7 -	OUTLAP	41.846	21.824	1:38.315	89.09	12.200	15:00:14.251
8 -	27.937	38.928	IN PIT	9:59.323 P	14.61	8:33.208	15:10:13.574
9 -	OUTLAP	38.541	23.568	1:37.159	90.15	11.044	15:11:50.733
10 -	28.015	37.773	21.560	1:27.348	100.28	1.233	15:13:18.081
11 -	27.708	37.429	20.978	1:26.115 (1)	101.72		15:14:44.196
12 -	27.579	37.477	21.070	1:26.126 (2)	101.70	0.011	15:16:10.322
13 -	27.897	37.326	21.200	1:26.423 (3)	101.36	0.308	15:17:36.745
14 -	31.057	40.479					

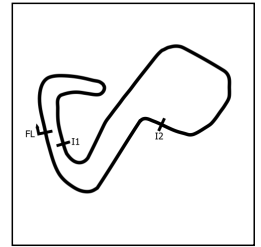
P11 3 Lauda James HAGAN		Tyrrell 011B (1983)					
IDEAL LAP TIME : 1:25.790		BEST LAP TIME : 1:26.194		DIFFERENCE : 0.404			
LAP	SECTOR 1	SECTOR 2	SECTOR 3	LAP TIME	MPH	DIFF	TIME OF DAY
1 -	OUTLAP	51.283	28.810	1:58.856	73.70	32.662	14:41:21.940
2 -	30.508	46.461	23.999	1:40.968	86.75	14.774	14:43:02.908
3 -	27.743	38.678	20.335	1:26.756 (2)	100.97	0.562	14:44:29.664
4 -	27.831	39.522	20.277	1:27.630	99.96	1.436	14:45:57.294
5 -	32.287	42.628	IN PIT	2:53.597 P	50.46	1:27.403	14:48:50.891
6 -	OUTLAP	50.150	26.138	1:56.835	74.97	30.641	14:50:47.726
7 -	27.998	39.320	20.197	1:27.515	100.09	1.321	14:52:15.241
8 -	27.051	42.401	IN PIT	7:10.332 P	20.35	5:44.138	14:59:25.573
9 -	OUTLAP	39.320	20.684	1:32.902	94.29	6.708	15:00:58.475
10 -	34.387	54.291	IN PIT	10:01.331 P	14.56	8:35.137	15:10:59.806
11 -	OUTLAP	39.982	20.928	1:34.998	92.21	8.804	15:12:34.804
12 -	27.859	38.564	20.506	1:26.929	100.77	0.735	15:14:01.733
13 -	27.974	38.773	20.534	1:27.281	100.36	1.087	15:15:29.014
14 -	27.431	38.542	20.221	1:26.194 (1)	101.62		15:16:55.208
15 -	27.489	39.098	20.319	1:26.906 (3)	100.79	0.712	15:18:22.114

P12 57 Fittipaldi Martin BULLOCK		Williams FW06 (1978)					
IDEAL LAP TIME : 1:25.971		BEST LAP TIME : 1:26.451		DIFFERENCE : 0.480			
LAP	SECTOR 1	SECTOR 2	SECTOR 3	LAP TIME	MPH	DIFF	TIME OF DAY
1 -	OUTLAP	46.505	26.772	1:51.416	78.62	24.965	14:41:13.356
2 -	33.604	40.927	21.600	1:36.131	91.12	9.680	14:42:49.487
3 -	27.750	37.638	21.063	1:26.451 (1)	101.32		14:44:15.938
4 -	27.763	43.677	20.795	1:32.235	94.97	5.784	14:45:48.173
5 -	27.687	38.211	21.275	1:27.173	100.48	0.722	14:47:15.346
6 -	27.552	39.287	21.289	1:28.128	99.39	1.677	14:48:43.474
7 -	27.538	38.330	21.040	1:26.908 (2)	100.79	0.457	14:50:10.382
8 -	28.003	38.038	21.023	1:27.064 (3)	100.61	0.613	14:51:37.446

MSVR Masters Historic Festival - Brands Hatch - 30th/31st May 2026

Masters Racing Legends for 1966-1985 F1 Cars

QUALIFYING - RACE 5 - SECTOR ANALYSIS



SECTOR 1 = FL to I1, SECTOR 2 = I1 to I2, SECTOR 3 = I2 to FL, DIFF = Difference To Personal Best Lap, P = Crossed Finish Line in Pit Lane, D = Time Disallowed

P13 4 Lauda Ian SIMMONDS		Tyrrell 012 (1983)					
IDEAL LAP TIME : 1:27.226		BEST LAP TIME : 1:27.529		DIFFERENCE : 0.303			
LAP	SECTOR 1	SECTOR 2	SECTOR 3	LAP TIME	MPH	DIFF	TIME OF DAY
1 -	OUTLAP	47.406	24.698	1:52.079	78.15	24.550	14:41:09.234
2 -	29.896	40.782	21.553	1:32.231	94.97	4.702	14:42:41.465
3 -	29.275	40.482	21.489	1:31.246	96.00	3.717	14:44:12.711
4 -	28.723	41.785	21.768	1:32.276	94.93	4.747	14:45:44.987
5 -	27.988	39.840	21.151	1:28.979 (3)	98.44	1.450	14:47:13.966
6 -	28.255	40.214	22.082	1:30.551	96.73	3.022	14:48:44.517
7 -	27.921	40.201	21.091	1:29.213	98.19	1.684	14:50:13.730
8 -	28.310	40.897	IN PIT	8:26.544 P	17.29	6:59.015	14:58:40.274
9 -	OUTLAP	43.127	21.155	1:40.653	87.03	13.124	15:00:20.927
10 -	27.450	42.001	IN PIT	9:58.139 P	14.64	8:30.610	15:10:19.066
11 -	OUTLAP	42.817	21.289	1:42.324	85.60	14.795	15:12:01.390
12 -	27.753	39.046	20.730	1:27.529 (1)	100.07		15:13:28.919
13 -	46.193	45.137	21.347	1:52.677	77.74	25.148	15:15:21.596
14 -	27.923	39.503	21.008	1:28.434 (2)	99.05	0.905	15:16:50.030
15 -	29.776	46.527					

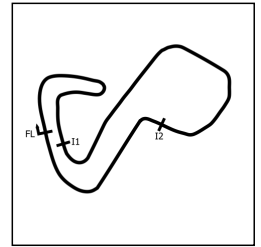
P14 59 Fittipaldi Nick COLYVAS		Shadow DN5 (1975)					
IDEAL LAP TIME : 1:28.379		BEST LAP TIME : 1:28.556		DIFFERENCE : 0.177			
LAP	SECTOR 1	SECTOR 2	SECTOR 3	LAP TIME	MPH	DIFF	TIME OF DAY
1 -	OUTLAP	47.339	22.741	1:49.024	80.34	20.468	14:41:45.473
2 -	29.954	50.124	23.036	1:43.114	84.95	14.558	14:43:28.587
3 -	29.175	41.964	21.382	1:32.521	94.67	3.965	14:45:01.108
4 -	28.407	40.918	20.998	1:30.323	96.98	1.767	14:46:31.431
5 -	28.821	40.231	21.077	1:30.129	97.19	1.573	14:48:01.560
6 -	28.246	40.256	20.883	1:29.385 (3)	98.00	0.829	14:49:30.945
7 -	28.373	39.883	20.996	1:29.252 (2)	98.14	0.696	14:51:00.197
8 -	28.423	39.544	20.589	1:28.556 (1)	98.91		14:52:28.753
9 -	28.301	52.283	IN PIT	7:09.809 P	20.38	5:41.253	14:59:38.562
10 -	OUTLAP	51.633					

P15 11 Head Michael FITZGERALD		Tyrrell 011 (1982)					
IDEAL LAP TIME : 1:28.569		BEST LAP TIME : 1:29.162		DIFFERENCE : 0.593			
LAP	SECTOR 1	SECTOR 2	SECTOR 3	LAP TIME	MPH	DIFF	TIME OF DAY
1 -	OUTLAP	40.199	20.722	1:34.387	92.80	5.225	14:40:47.542
2 -	28.943	49.173	IN PIT	19:38.799 P	7.43	18:09.637	15:00:26.341
3 -	OUTLAP	50.605	IN PIT	10:04.855 P	14.48	8:35.693	15:10:31.196
4 -	OUTLAP	42.628	20.805	1:39.723	87.84	10.561	15:12:10.919
5 -	27.648	40.323	21.191	1:29.162 (1)	98.24		15:13:40.081
6 -	28.661	40.230	20.922	1:29.813 (3)	97.53	0.651	15:15:09.894
7 -	28.378	40.339	20.875	1:29.592 (2)	97.77	0.430	15:16:39.486
8 -	28.595	40.874	21.173	1:30.642	96.64	1.480	15:18:10.128

MSVR Masters Historic Festival - Brands Hatch - 30th/31st May 2026

Masters Racing Legends for 1966-1985 F1 Cars

QUALIFYING - RACE 5 - SECTOR ANALYSIS



SECTOR 1 = FL to I1, SECTOR 2 = I1 to I2, SECTOR 3 = I2 to FL, DIFF = Difference To Personal Best Lap, P = Crossed Finish Line in Pit Lane, D = Time Disallowed

P16 93 Head Marc SYDOW		Shadow DN9 (1979)					
IDEAL LAP TIME : 1:29.659		BEST LAP TIME : 1:30.026		DIFFERENCE : 0.367			
LAP	SECTOR 1	SECTOR 2	SECTOR 3	LAP TIME	MPH	DIFF	TIME OF DAY
1 -	OUTLAP	41.863	22.294	1:37.965	89.41	7.939	14:40:47.123
2 -	30.221	42.067	21.863	1:34.151	93.04	4.125	14:42:21.274
3 -	28.782	40.678	21.721	1:31.181	96.07	1.155	14:43:52.455
4 -	28.457	40.197	21.471	1:30.125 (3)	97.19	0.099	14:45:22.580
5 -	28.730	41.001	21.415	1:31.146	96.10	1.120	14:46:53.726
6 -	28.857	40.347	21.660	1:30.864	96.40	0.838	14:48:24.590
7 -	29.070	40.344	21.581	1:30.995	96.26	0.969	14:49:55.585
8 -	28.696	39.953	21.377	1:30.026 (1)	97.30		14:51:25.611
9 -	31.619	42.886	21.583	1:36.088	91.16	6.062	14:53:01.699
10 -	33.946	51.104	IN PIT	5:37.041 P	25.99	4:07.015	14:58:38.740
11 -	OUTLAP	41.748	21.890	1:37.219	90.10	7.193	15:00:15.959
12 -	28.354	42.350	IN PIT	9:58.452 P	14.63	8:28.426	15:10:14.411
13 -	OUTLAP	40.470	21.760	1:37.759	89.60	7.733	15:11:52.170
14 -	28.966	40.957	22.249	1:32.172	95.03	2.146	15:13:24.342
15 -	29.154	40.623	21.455	1:31.232	96.01	1.206	15:14:55.574
16 -	28.561	41.340	21.490	1:31.391	95.85	1.365	15:16:26.965
17 -	28.642	39.928	21.540	1:30.110 (2)	97.21	0.084	15:17:57.075

P17 28 Head Nick PINK		Arrows A5 (1982)					
IDEAL LAP TIME : 1:29.514		BEST LAP TIME : 1:30.047		DIFFERENCE : 0.533			
LAP	SECTOR 1	SECTOR 2	SECTOR 3	LAP TIME	MPH	DIFF	TIME OF DAY
1 -	OUTLAP	45.195	24.277	1:45.622	82.93	15.575	14:41:21.381
2 -	29.775	41.131	22.771	1:33.677	93.51	3.630	14:42:55.058
3 -	29.017	40.333	22.625	1:31.975	95.24	1.928	14:44:27.033
4 -	28.799	41.587	22.272	1:32.658	94.53	2.611	14:45:59.691
5 -	28.694	40.577	22.244	1:31.515	95.72	1.468	14:47:31.206
6 -	28.455	40.547	22.297	1:31.299	95.94	1.252	14:49:02.505
7 -	28.990	40.856	IN PIT	10:03.312 P	14.51	8:33.265	14:59:05.817
8 -	OUTLAP	40.774	22.341	1:36.024	91.22	5.977	15:00:41.841
9 -	29.158	54.359	IN PIT	9:38.829 P	15.13	8:08.782	15:10:20.670
10 -	OUTLAP	42.915	22.497	1:42.563	85.40	12.516	15:12:03.233
11 -	28.587	40.102	22.074	1:30.763 (2)	96.51	0.716	15:13:33.996
12 -	29.242	40.607	21.490	1:31.339	95.90	1.292	15:15:05.335
13 -	28.455	39.611	21.981	1:30.047 (1)	97.28		15:16:35.382
14 -	28.413	40.363	22.148	1:30.924 (3)	96.34	0.877	15:18:06.306

P18 41 Fittipaldi Paul Andrew HAGGAR		March 761 (1976)					
IDEAL LAP TIME : 1:38.170		BEST LAP TIME : 1:39.608		DIFFERENCE : 1.438			
LAP	SECTOR 1	SECTOR 2	SECTOR 3	LAP TIME	MPH	DIFF	TIME OF DAY
1 -	OUTLAP	51.118	26.590	1:58.697	73.80	19.089	14:41:50.532
2 -	32.379	49.311	24.881	1:46.571	82.19	6.963	14:43:37.103
3 -	31.757	46.171	23.695	1:41.623	86.19	2.015	14:45:18.726
4 -	31.132	47.715	23.534	1:42.381	85.56	2.773	14:47:01.107
5 -	31.050	46.156	22.402	1:39.608 (1)	87.94		14:48:40.715
6 -	30.402	45.478	24.961	1:40.841 (3)	86.86	1.233	14:50:21.556
7 -	30.737	45.366	23.637	1:39.740 (2)	87.82	0.132	14:52:01.296
8 -	32.305	47.355	IN PIT	6:48.926 P	21.42	5:09.318	14:58:50.222
9 -	OUTLAP	46.703	23.604	1:49.667	79.87	10.059	15:00:39.889
10 -	20:22.276						

MSVR Masters Historic Festival - Brands Hatch - 30th/31st May 2026

Masters Racing Legends for 1966-1985 F1 Cars

QUALIFYING - RACE 5 - BEST SECTORS

POS	SECTOR 1		SECTOR 2		SECTOR 3		IDEAL / BEST COMPARISON						
	NO	TIME	NO	TIME	NO	TIME	POS	NO	NAME	IDEAL	BEST	DIFF	
										PERFECT LAP	1:20.484		
1	37	25.566	99	35.715	37	19.203	1	37	D'ANSEMBOURG	1:20.569	1:20.938	0.369	
2	78	25.687	27	35.728	99	19.296	2	99	CONSTABLE	1:20.765	1:20.905	0.140	
3	99	25.754	37	35.800	27	19.316	3	27	TORIBA	1:20.882	1:21.043	0.161	
4	27	25.838	78	35.949	78	19.536	4	78	BRIGGS	1:21.172	1:21.235	0.063	
5	29	26.650	77	36.117	77	19.733	5	77	BRADSHAW	1:23.175	1:23.175	0.000	
6	26	26.807	26	36.268	29	20.065	6	29	LEONE	1:23.321	1:23.992	0.671	
7	3	27.051	29	36.606	69	20.081	7	26	HAZELL	1:23.878	1:24.387	0.509	
8	30	27.086	10	37.326	3	20.197	8	30	FISH	1:25.066	1:25.344	0.278	
9	77	27.325	57	37.638	30	20.272	9	69	CHAPMAN	1:25.628	1:25.825	0.197	
10	4	27.450	30	37.708	59	20.589	10	3	HAGAN	1:25.790	1:26.194	0.404	
11	57	27.538	69	37.769	11	20.722	11	10	SPIERS	1:25.883	1:26.115	0.232	
12	10	27.579	3	38.542	4	20.730	12	57	BULLOCK	1:25.971	1:26.451	0.480	
13	11	27.648	4	39.046	57	20.795	13	4	SIMMONDS	1:27.226	1:27.529	0.303	
14	69	27.778	59	39.544	26	20.803	14	59	COLYVAS	1:28.379	1:28.556	0.177	
15	59	28.246	28	39.611	10	20.978	15	11	FITZGERALD	1:28.569	1:29.162	0.593	
16	93	28.354	93	39.928	93	21.377	16	28	PINK	1:29.514	1:30.047	0.533	
17	28	28.413	11	40.199	28	21.490	17	93	SYDOW	1:29.659	1:30.026	0.367	
18	41	30.402	41	45.366	41	22.402	18	41	HAGGAR	1:38.170	1:39.608	1.438	

MSVR Masters Historic Festival - Brands Hatch - 30th/31st May 2026

Masters Racing Legends for 1966-1985 F1 Cars

QUALIFYING - RACE 5 - STATISTICS

Competitors Started 18
Planned Start 2026-05-30 @ 14:25:00.000
Actual Start 2026-05-30 @ 14:39:01.608
Finish Time 2026-05-30 @ 15:17:47.018
Track Length 2.4332mi.
Total Laps 228
Total Distance Covered 554.7900mi.

Session Fastest Lap History

NO	CL	NAME	LAP TIME	TIME OF DAY	LAP	VEHICLE
99	Head	Jamie CONSTABLE	1:23.455	14:42:04.357	2	Tyrrell 011 (1982)
37	Head	Werner D'ANSEMOURG	1:23.037	14:42:04.917	2	Williams FW07C (1980)
99	Head	Jamie CONSTABLE	1:22.298	14:44:50.534	4	Tyrrell 011 (1982)
78	Head	Warren BRIGGS	1:21.931	14:44:55.069	4	McLaren M29C (1979)
37	Head	Werner D'ANSEMOURG	1:21.396	14:46:13.521	5	Williams FW07C (1980)
78	Head	Warren BRIGGS	1:21.235	14:46:16.306	5	McLaren M29C (1979)
27	Head	Yutaka TORIBA	1:21.191	14:53:04.830	8	Williams FW07C (1981)
37	Head	Werner D'ANSEMOURG	1:20.938	15:13:06.464	12	Williams FW07C (1980)
99	Head	Jamie CONSTABLE	1:20.905	15:17:08.375	15	Tyrrell 011 (1982)

Flag History

TYPE	TIME OF DAY
GREEN	14:39:01.608
RED	14:53:10.540
GREEN	14:58:04.756
RED	15:01:12.318
GREEN	15:10:02.015
FINISH	15:17:47.018

Flag Statistics

TYPE	COUNT	TOTAL LAPS	TOTAL TIME
Green	3	17	28:37.680
Red	2	0	13:43.913
Safety Car	0	0	0.000
FCY	0	0	0.000

MSVR Masters Historic Festival - Brands Hatch - 30th/31st May 2026

Masters Racing Legends for 1966-1985 F1 Cars

QUALIFYING - RACE 5 - STATISTICS

CLASS : Fittipaldi

5 Starters

Fastest Lap History

NO	NAME	LAP TIME	TIME OF DAY	LAP	VEHICLE
57	Martin BULLOCK	1:36.131	14:42:49.493	2	Williams FW06 (1978)
69	Oliver CHAPMAN	1:33.674	14:42:56.142	2	March 761 (1977)
57	Martin BULLOCK	1:26.451	14:44:15.944	3	Williams FW06 (1978)
10	John SPIERS	1:26.115	15:14:44.206	11	March 761 (1976)
69	Oliver CHAPMAN	1:25.825	15:17:35.135	16	March 761 (1977)

MSVR Masters Historic Festival - Brands Hatch - 30th/31st May 2026

Masters Racing Legends for 1966-1985 F1 Cars

QUALIFYING - RACE 5 - STATISTICS

CLASS : Head

10 Starters

Fastest Lap History

NO	NAME	LAP TIME	TIME OF DAY	LAP	VEHICLE
99	Jamie CONSTABLE	1:23.455	14:42:04.357	2	Tyrrell 011 (1982)
37	Werner D'ANSEMBOURG	1:23.037	14:42:04.917	2	Williams FW07C (1980)
99	Jamie CONSTABLE	1:22.298	14:44:50.534	4	Tyrrell 011 (1982)
78	Warren BRIGGS	1:21.931	14:44:55.069	4	McLaren M29C (1979)
37	Werner D'ANSEMBOURG	1:21.396	14:46:13.521	5	Williams FW07C (1980)
78	Warren BRIGGS	1:21.235	14:46:16.306	5	McLaren M29C (1979)
27	Yutaka TORIBA	1:21.191	14:53:04.830	8	Williams FW07C (1981)
37	Werner D'ANSEMBOURG	1:20.938	15:13:06.464	12	Williams FW07C (1980)
99	Jamie CONSTABLE	1:20.905	15:17:08.375	15	Tyrrell 011 (1982)

MSVR Masters Historic Festival - Brands Hatch - 30th/31st May 2026

Masters Racing Legends for 1966-1985 F1 Cars

QUALIFYING - RACE 5 - STATISTICS

CLASS : Lauda

3 Starters


Fastest Lap History

NO	NAME	LAP TIME	TIME OF DAY	LAP	VEHICLE
29	Valerio LEONE	1:29.503	14:42:34.528	2	Arrows A6 (1983)
3	James HAGAN	1:26.756	14:44:29.705	3	Tyrrell 011B (1983)
29	Valerio LEONE	1:24.392	14:47:08.242	5	Arrows A6 (1983)
29	Valerio LEONE	1:24.286	14:50:02.154	7	Arrows A6 (1983)
29	Valerio LEONE	1:24.209	14:51:26.364	8	Arrows A6 (1983)
29	Valerio LEONE	1:23.992	15:14:39.033	14	Arrows A6 (1983)

MSVR Masters Historic Festival - Brands Hatch - 30th/31st May 2026

Masters Racing Legends for 1966-1985 F1 Cars

RACE 5 - GRID (25 minutes) - FINAL

ROW 9	17	1:30.047	28 Nick PINK	18	1:39.608	41 Paul Andrew HAGGAR
ROW 8	15	1:29.162	11 Michael FITZGERALD	16	1:30.026	93 Marc SYDOW
ROW 7	13	1:27.529	4 Ian SIMMONDS	14	1:28.556	59 Nick COLYVAS
ROW 6	11	1:26.194	3 James HAGAN	12	1:26.451	57 Martin BULLOCK
ROW 5	9	1:25.825	69 Oliver CHAPMAN	10	1:26.115	10 John SPIERS
ROW 4	7	1:24.387	26 Mark HAZELL	8	1:25.344	30 Simon FISH
ROW 3	5	1:23.175	77 Tom BRADSHAW	6	1:23.992	29 Valerio LEONE
ROW 2	3	1:20.905	99 Jamie CONSTABLE	4	1:21.235	78 Warren BRIGGS
ROW 1	1	1:20.938	37 Werner D'ANSEMBOURG	2	1:21.043	27 Yutaka TORIBA
Pole						
						

Stewards Decision #1 - No. 99 2 place grid penalty

Brands Hatch GP: 2.4332 miles

Chief Steward: Marc Van Geel

Steward: David Simons

Steward: Tony Watts



MSVR Masters Historic Festival - Brands Hatch - 30th/31st May 2026

Masters Racing Legends for 1966-1985 F1 Cars

RACE 5 - CLASSIFICATION - FINAL

Race Distance: 16 Laps / 38.93 miles

POS	NO	CL	PIC	NAME	NAT	ENTRY	LAPS	TIME	GAP	DIFF	MPH	BEST	ON	GRD	↓↑
1	37	Head	1	Werner D'ANSEMBOURG	BEL	Williams FW07C (1980)	16	36:40.952			63.68	1:20.096	11	1	0
2	77	Head	2	Tom BRADSHAW	GBR	McLaren MP4/1(1982)	16	36:41.888	0.936	0.936	63.65	1:20.093	10	5	3
3	78	Head	3	Warren BRIGGS	NZL	McLaren M29C (1979)	16	36:45.835	4.883	3.947	63.53	1:21.913	6	4	1
4	29	Lauda	1	Valerio LEONE	ITA	Arrows A6 (1983)	16	36:51.117	10.165	5.282	63.38	1:23.341	16	6	2
5	26	Head	4	Mark HAZELL	GBR	Williams FW07B (1980)	16	36:58.256	17.304	7.139	63.18	1:24.940	7	7	2
6	3	Lauda	2	James HAGAN	GBR	Tyrrell 011B (1983)	16	36:58.580	17.628	0.324	63.17	1:24.440	16	11	5
7	57	Fittipaldi	1	Martin BULLOCK	AUS	Williams FW06 (1978)	16	36:59.519	18.567	0.939	63.14	1:24.651	16	12	5
8	4	Lauda	3	Ian SIMMONDS	GBR	Tyrrell 012 (1983)	16	37:04.996	24.044	5.477	62.99	1:26.176	8	13	5
9	10	Fittipaldi	2	John SPIERS	GBR	March 761 (1976)	16	37:06.442	25.490	1.446	62.95	1:26.182	8	10	1
10	93	Head	5	Marc SYDOW	DEU	Shadow DN9 (1979)	16	37:09.276	28.324	2.834	62.87	1:29.430	16	16	6
11	28	Head	6	Nick PINK	GBR	Arrows A5 (1982)	15	37:11.371	1 Lap	1 Lap	58.88	1:28.423	15	17	6
12	41	Fittipaldi	3	Paul Andrew HAGGAR	USA	March 761 (1976)	15	37:20.108	1 Lap	8.737	58.65	1:33.994	15	18	6

NOT CLASSIFIED

NC	59	Fittipaldi		Nick COLYVAS	USA	Shadow DN5 (1975)	8	25:59.187	8 Laps	7 Laps	44.94	1:28.402	8	14	
NC	11	Head		Michael FITZGERALD	USA	Tyrrell 011 (1982)	8	37:06.297	8 Laps	11:07.110	31.47	1:27.103	2	15	
NC	69	Fittipaldi		Oliver CHAPMAN	GBR	March 761 (1977)	3	16:06.070	13 Laps	5 Laps	27.20	1:32.670	2	9	
NC	27	Head		Yutaka TORIBA	JPN	Williams FW07C (1981)	1	1:27.977	15 Laps	2 Laps	99.56	1:27.977	1	2	
NC	99	Head		Jamie CONSTABLE	GBR	Tyrrell 011 (1982)	1	1:28.256	15 Laps	0.279	99.25	1:28.256	1	3	
NC	30	Head		Simon FISH	GBR	Arrows A4 (1982)	1	1:36.068	15 Laps	7.812	91.18	1:36.068	1	8	

FASTEST LAP

77	Head	Tom BRADSHAW	GBR	McLaren MP4/1(1982)	10	1:20.093	109.37 mph	176.01 kph
29	Lauda	Valerio LEONE	ITA	Arrows A6 (1983)	16	1:23.341	105.10 mph	169.15 kph
57	Fittipaldi	Martin BULLOCK	AUS	Williams FW06 (1978)	16	1:24.651	103.48 mph	166.53 kph

Weather / Track : Bright / Dry

Date: 31/05/2026 Start: 11:12 Finish: 11:49
Brands Hatch GP: 2.4332 miles

Chief Steward: Marc Van Geel	Steward: David Simons	Steward: Tony Watts	
------------------------------	-----------------------	---------------------	---

Results can be found at www.tsl-timing.com

Printed - 13:07 Sunday, 31 May 2026

MSVR Masters Historic Festival - Brands Hatch - 30th/31st May 2026

Masters Racing Legends for 1966-1985 F1 Cars

RACE 5 - LAP CHART

LAP 1 @ 11:13:53.660			LAP 2 @ 11:15:21.429			LAP 3 @ 11:28:26.480			LAP 4 @ 11:30:38.929			LAP 5 @ 11:32:00.491		
NO	BEHIND	LAP TIME	NO	BEHIND	LAP TIME	NO	BEHIND	LAP TIME	NO	BEHIND	LAP TIME	NO	BEHIND	LAP TIME
37		1:27.341	37		1:27.769	37		13:05.051 P	37		2:12.449	37		1:21.562
27	0.636	1:27.977	77	3.270	1:29.590	77	1.131	13:02.912 P	77	0.640	2:11.958	77	0.338	1:21.260
99	0.915	1:28.256	78	5.226	1:31.770	78	2.432	13:02.257 P	78	1.729	2:11.746	78	3.321	1:23.154
78	1.225	1:28.566	29	12.642	1:33.621	29	4.170	12:56.579 P	29	2.583	2:10.862	29	7.993	1:26.972
77	1.449	1:28.790	26	12.980	1:32.985	26	5.162	12:57.233 P	26	3.033	2:10.320	26	8.287	1:26.816
29	6.790	1:34.131	69	14.252	1:32.670	69	5.909	12:56.708 P	3	3.735	2:08.485	3	9.207	1:27.034
26	7.764	1:35.105	3	16.289	1:33.374	3	7.699	12:56.461 P	10	4.572	2:06.091	10	11.660	1:28.650
30	8.727	1:36.068	10	17.441	1:34.882	10	10.930	12:58.540 P	57	5.067	2:05.172	57	11.899	1:28.394
69	9.351	1:36.692	57	17.932	1:34.727	57	12.344	12:59.463 P	4	6.064	2:03.964	4	13.500	1:28.998
10	10.328	1:37.669	4	20.750	1:36.774	4	14.549	12:58.850 P	93	6.897	2:02.890	28	1 Lap	3:29.964 P
3	10.684	1:38.025	93	21.458	1:36.831	93	16.456	13:00.049 P	41	18.450	2:06.240	93	15.865	1:30.530
57	10.974	1:38.315	59	22.679	1:37.737	59	17.980	13:00.352 P				59	1 Lap	3:40.604
4	11.745	1:39.086	28	23.208	1:35.748	28	18.670	13:00.513 P				41	37.647	1:40.759
93	12.396	1:39.737	41	54.102	1:59.048	41	24.659	12:35.608 P						
59	12.711	1:40.052												
28	15.229	1:42.570												
41	22.823	1:50.164												

MSVR Masters Historic Festival - Brands Hatch - 30th/31st May 2026

Masters Racing Legends for 1966-1985 F1 Cars

RACE 5 - LAP CHART

LAP 6 @ 11:33:21.436			LAP 7 @ 11:34:42.298			LAP 8 @ 11:36:02.887			LAP 9 @ 11:37:23.603			LAP 10 @ 11:38:44.155		
NO	BEHIND	LAP TIME	NO	BEHIND	LAP TIME	NO	BEHIND	LAP TIME	NO	BEHIND	LAP TIME	NO	BEHIND	LAP TIME
37		1:20.945	37		1:20.862	37		1:20.589	37		1:20.716	37		1:20.552
77	0.446	1:21.053	77	0.627	1:21.043	77	0.488	1:20.450	77	0.709	1:20.937	77	0.250	1:20.093
78	4.289	1:21.913	78	5.540	1:22.113	78	7.730	1:22.779	41	1 Lap	1:36.070	78	11.760	1:22.682
29	11.753	1:24.705	29	15.233	1:24.342	29	18.256	1:23.612	78	9.630	1:22.616	41	1 Lap	1:37.121
26	12.783	1:25.441	26	16.861	1:24.940	26	21.864	1:25.592	29	21.467	1:23.927	29	24.580	1:23.665
3	13.481	1:25.219	3	17.743	1:25.124	3	22.462	1:25.308	26	26.426	1:25.278	26	31.711	1:25.837
10	17.405	1:26.690	10	23.498	1:26.955	10	29.091	1:26.182	3	26.998	1:25.252	3	32.055	1:25.609
57	17.836	1:26.882	57	23.978	1:27.004	57	29.665	1:26.276	57	35.508	1:26.559	57	39.929	1:24.973
4	19.940	1:27.385	4	25.726	1:26.648	4	31.313	1:26.176	10	35.677	1:27.302	10	41.429	1:26.304
93	25.704	1:30.784	93	35.233	1:30.391	93	44.837	1:30.193	4	36.868	1:26.271	4	42.719	1:26.403
28	1 Lap	1:36.365	28	1 Lap	1:31.524	28	1 Lap	1:30.607	11	8 Laps	25:39.105	11	8 Laps	1:27.103
59	1 Lap	1:32.227	59	1 Lap	1:30.598	59	1 Lap	1:29.215	93	54.834	1:30.713	93	1:05.653	1:31.371
41	53.639	1:36.937	41	1:09.377	1:36.600				28	1 Lap	1:29.989	28	1 Lap	1:29.660
									59	1 Lap	1:28.402			

MSVR Masters Historic Festival - Brands Hatch - 30th/31st May 2026

Masters Racing Legends for 1966-1985 F1 Cars

RACE 5 - LAP CHART

LAP 11 @ 11:40:04.251			LAP 12 @ 11:41:39.014			LAP 13 @ 11:43:59.206			LAP 14 @ 11:46:26.681			LAP 15 @ 11:47:47.157		
NO	BEHIND	LAP TIME	NO	BEHIND	LAP TIME	NO	BEHIND	LAP TIME	NO	BEHIND	LAP TIME	NO	BEHIND	LAP TIME
37		1:20.096	37		1:34.763	37		2:20.192	37		2:27.475	37		1:20.476
77	1.358	1:21.204	77	1.455	1:34.860	77	0.755	2:19.492	77	0.506	2:27.226	77	0.532	1:20.502
78	14.955	1:23.291	78	9.874	1:29.682	78	1.864	2:12.182	78	1.437	2:27.048	78	3.078	1:22.117
29	31.644	1:27.160	29	29.036	1:32.155	29	3.924	1:55.080	29	2.776	2:26.327	29	6.938	1:24.638
41	1 Lap	1:39.661	41	1 Lap	1:57.308	41	1 Lap	1:54.493	41	1 Lap	1:56.472	26	12.465	1:26.478
26	42.105	1:30.490	26	1:03.443	1:56.101	26	37.206	1:53.955	26	6.463	1:56.732	3	13.302	1:27.127
3	43.888	1:31.929	3	1:04.048	1:54.923	3	37.752	1:53.896	3	6.651	1:56.374	57	14.030	1:27.508
57	46.888	1:27.055	57	1:04.619	1:52.494	57	38.427	1:54.000	57	6.998	1:56.046	10	15.684	1:28.604
10	48.705	1:27.372	10	1:06.414	1:52.472	10	40.714	1:54.492	10	7.556	1:54.317	4	16.707	1:29.354
4	51.456	1:28.833	4	1:07.262	1:50.569	4	41.329	1:54.259	4	7.829	1:53.975	11	8 Laps	1:29.911
11	8 Laps	1:29.984	11	8 Laps	1:44.414	11	8 Laps	1:54.061	11	8 Laps	1:53.707	93	19.008	1:30.340
93	1:22.440	1:36.883	93	1:23.885	1:36.208	93	43.166	1:39.473	93	9.144	1:53.453	28	1 Lap	1:33.101
28	1 Lap	1:33.727	28	1 Lap	1:36.377	28	1 Lap	1:39.408	28	1 Lap	1:53.395	41	1 Lap	1:39.633
			SC	11 Laps	15:34.236									

MSVR Masters Historic Festival - Brands Hatch - 30th/31st May 2026

Masters Racing Legends for 1966-1985 F1 Cars

RACE 5 - LAP CHART

LAP 16 @ 11:49:07.271

NO	BEHIND	LAP TIME
37		1:20.114
77	0.936	1:20.518
78	4.883	1:21.919
29	10.165	1:23.341
26	17.304	1:24.953
3	17.628	1:24.440
57	18.567	1:24.651
4	24.044	1:27.451
11	8 Laps	1:28.012
10	25.490	1:29.920
93	28.324	1:29.430
28	1 Lap	1:28.423
41	1 Lap	1:33.994

MSVR Masters Historic Festival - Brands Hatch - 30th/31st May 2026

Masters Racing Legends for 1966-1985 F1 Cars

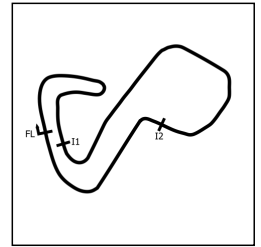
RACE 5 - POSITION CHART

No	Name	Lap Pos	1	2	3	4	5	6	7	8	9	10	11	12	13	14	15	16
			37	D'ANSEMBOURG	1	37	37	37	37	37	37	37	37	37	37	37	37	37
27	TORIBA	2	27	77	77	77	77	77	77	77	77	77	77	77	77	77	77	77
99	CONSTABLE	3	99	78	78	78	78	78	78	78	78	78	78	78	78	78	78	78
78	BRIGGS	4	78	29	29	29	29	29	29	29	29	29	29	29	29	29	29	29
77	BRADSHAW	5	77	26	26	26	26	26	26	26	26	26	26	26	26	26	26	26
29	LEONE	6	29	69	69	3	3	3	3	3	3	3	3	3	3	3	3	3
26	HAZELL	7	26	3	3	10	10	10	10	10	57	57	57	57	57	57	57	57
30	FISH	8	30	10	10	57	57	57	57	57	10	10	10	10	10	10	10	4
69	CHAPMAN	9	69	57	57	4	4	4	4	4	4	4	4	4	4	4	4	10
10	SPIERS	10	10	4	4	93	93	93	93	93	93	93	93	93	93	93	93	93
3	HAGAN	11	3	93	93	41	41	41	41	41	41	41	41	41	41	28	28	28
57	BULLOCK	12	57	59	59	28	28	28	28	28	28	28	28	28	28	41	41	41
4	SIMMONDS	13	4	28	28	59	59	59	59	59	59	59	59	59	59	59	59	59
59	COLYVAS	14	93	41	41	11	11	11	11	11	11	11	11	11	11	11	11	11
11	FITZGERALD	15	59	11	11	11	11	11	11	11	11	11	11	11	11	11	11	11
93	SYDOW	16	28	28	28	28	28	28	28	28	28	28	28	28	28	28	28	28
28	PINK	17	41	41	41	41	41	41	41	41	41	41	41	41	41	41	41	41
41	HAGGAR	18	11	11	11	11	11	11	11	11	11	11	11	11	11	11	11	11

MSVR Masters Historic Festival - Brands Hatch - 30th/31st May 2026

Masters Racing Legends for 1966-1985 F1 Cars

RACE 5 - SECTOR ANALYSIS



SECTOR 1 = FL to I1, SECTOR 2 = I1 to I2, SECTOR 3 = I2 to FL, DIFF = Difference To Personal Best Lap, P = Crossed Finish Line in Pit Lane, D = Time Disallowed

P1 37 Head		Werner D'ANSEMBOURG		Williams FW07C (1980)			
IDEAL LAP TIME : 1:19.974		BEST LAP TIME : 1:20.096		DIFFERENCE : 0.122			
LAP	SECTOR 1	SECTOR 2	SECTOR 3	LAP TIME	MPH	DIFF	TIME OF DAY
1 -		37.836	19.592	1:27.341	100.29	7.245	11:13:53.660
2 -	26.178	36.462	25.129	1:27.769	99.80	7.673	11:15:21.429
3 -	48.583	1:04.004	IN PIT	13:05.051	P 11.15	11:44.955	11:28:26.480
4 -	OUTLAP	56.270	32.225	2:12.449	66.13	52.353	11:30:38.929
5 -	26.112	36.001	19.449	1:21.562	107.40	1.466	11:32:00.491
6 -	25.881	35.926	19.138	1:20.945	108.21	0.849	11:33:21.436
7 -	25.741	35.818	19.303	1:20.862	108.33	0.766	11:34:42.298
8 -	25.660	35.760	19.169	1:20.589	108.69	0.493	11:36:02.887
9 -	25.712	35.787	19.217	1:20.716	108.52	0.620	11:37:23.603
10 -	25.629	35.581	19.342	1:20.552	108.74	0.456	11:38:44.155
11 -	25.540	35.420	19.136	1:20.096 (1)	109.36		11:40:04.251
12 -	25.486	42.025	27.252	1:34.763	92.43	14.667	11:41:39.014
13 -	35.390	1:07.104	37.698	2:20.192	62.48	1:00.096	11:43:59.206
14 -	45.557	1:09.939	31.979	2:27.475	59.39	1:07.379	11:46:26.681
15 -	25.821	35.441	19.214	1:20.476 (3)	108.85	0.380	11:47:47.157
16 -	25.610	35.352	19.152	1:20.114 (2)	109.34	0.018	11:49:07.271

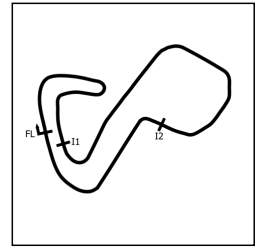
P2 77 Head		Tom BRADSHAW		McLaren MP4/1(1982)			
IDEAL LAP TIME : 1:19.842		BEST LAP TIME : 1:20.093		DIFFERENCE : 0.251			
LAP	SECTOR 1	SECTOR 2	SECTOR 3	LAP TIME	MPH	DIFF	TIME OF DAY
1 -		37.114	19.853	1:28.790	98.65	8.697	11:13:55.109
2 -	26.835	36.945	25.810	1:29.590	97.77	9.497	11:15:24.699
3 -	48.825	1:03.586	IN PIT	13:02.912	P 11.18	11:42.819	11:28:27.611
4 -	OUTLAP	56.359	31.953	2:11.958	66.38	51.865	11:30:39.569
5 -	26.200	35.707	19.353	1:21.260	107.80	1.167	11:32:00.829
6 -	25.815	36.143	19.095	1:21.053	108.07	0.960	11:33:21.882
7 -	25.798	35.738	19.507	1:21.043	108.08	0.950	11:34:42.925
8 -	25.868	35.392	19.190	1:20.450 (2)	108.88	0.357	11:36:03.375
9 -	25.660	36.222	19.055	1:20.937	108.23	0.844	11:37:24.312
10 -	25.426	35.438	19.229	1:20.093 (1)	109.37		11:38:44.405
11 -	25.891	35.865	19.448	1:21.204	107.87	1.111	11:40:05.609
12 -	26.182	44.078	24.600	1:34.860	92.34	14.767	11:41:40.469
13 -	34.923	1:06.896	37.673	2:19.492	62.79	59.399	11:43:59.961
14 -	45.521	1:09.745	31.960	2:27.226	59.49	1:07.133	11:46:27.187
15 -	25.825	35.361	19.316	1:20.502 (3)	108.81	0.409	11:47:47.689
16 -	25.716	35.422	19.380	1:20.518	108.79	0.425	11:49:08.207

P3 78 Head		Warren BRIGGS		McLaren M29C (1979)			
IDEAL LAP TIME : 1:21.735		BEST LAP TIME : 1:21.913		DIFFERENCE : 0.178			
LAP	SECTOR 1	SECTOR 2	SECTOR 3	LAP TIME	MPH	DIFF	TIME OF DAY
1 -		37.081	19.877	1:28.566	98.90	6.653	11:13:54.885
2 -	26.931	40.173	24.666	1:31.770	95.45	9.857	11:15:26.655
3 -	50.343	1:01.877	IN PIT	13:02.257	P 11.19	11:40.344	11:28:28.912
4 -	OUTLAP	55.953	32.478	2:11.746	66.49	49.833	11:30:40.658
5 -	26.910	36.598	19.646	1:23.154	105.34	1.241	11:32:03.812
6 -	26.438	35.937	19.538	1:21.913 (1)	106.94		11:33:25.725
7 -	26.339	36.187	19.587	1:22.113 (3)	106.68	0.200	11:34:47.838
8 -	26.341	36.735	19.703	1:22.779	105.82	0.866	11:36:10.617
9 -	26.453	36.509	19.654	1:22.616	106.03	0.703	11:37:33.233
10 -	26.387	36.580	19.715	1:22.682	105.94	0.769	11:38:55.915
11 -	26.536	36.263	20.492	1:23.291	105.17	1.378	11:40:19.206
12 -	27.445	40.589	21.648	1:29.682	97.67	7.769	11:41:48.888
13 -	29.069	1:05.545	37.568	2:12.182	66.27	50.269	11:44:01.070
14 -	46.261	1:08.906	31.881	2:27.048	59.57	1:05.135	11:46:28.118
15 -	26.503	36.013	19.601	1:22.117	106.67	0.204	11:47:50.235
16 -	26.260	36.067	19.592	1:21.919 (2)	106.93	0.006	11:49:12.154

MSVR Masters Historic Festival - Brands Hatch - 30th/31st May 2026

Masters Racing Legends for 1966-1985 F1 Cars

RACE 5 - SECTOR ANALYSIS



SECTOR 1 = FL to I1, SECTOR 2 = I1 to I2, SECTOR 3 = I2 to FL, DIFF = Difference To Personal Best Lap, P = Crossed Finish Line in Pit Lane, D = Time Disallowed

P4 29 Lauda Valerio LEONE		Arrows A6 (1983)					
IDEAL LAP TIME : 1:22.851		BEST LAP TIME : 1:23.341		DIFFERENCE : 0.490			
LAP	SECTOR 1	SECTOR 2	SECTOR 3	LAP TIME	MPH	DIFF	TIME OF DAY
1 -		38.487	21.137	1:34.131	93.05	10.790	11:14:00.450
2 -	27.584	41.551	24.486	1:33.621	93.56	10.280	11:15:34.071
3 -	51.842	1:00.031	IN PIT	12:56.579	P 11.28	11:33.238	11:28:30.650
4 -	OUTLAP	54.151	33.675	2:10.862	66.93	47.521	11:30:41.512
5 -	28.353	37.654	20.965	1:26.972	100.72	3.631	11:32:08.484
6 -	26.949	37.632	20.124	1:24.705	103.41	1.364	11:33:33.189
7 -	26.678	37.094	20.570	1:24.342	103.86	1.001	11:34:57.531
8 -	26.652	36.328	20.632	1:23.612 (2)	104.76	0.271	11:36:21.143
9 -	26.710	37.194	20.023	1:23.927	104.37	0.586	11:37:45.070
10 -	26.679	36.428	20.558	1:23.665 (3)	104.70	0.324	11:39:08.735
11 -	26.672	37.571	22.917	1:27.160	100.50	3.819	11:40:35.895
12 -	29.570	40.053	22.532	1:32.155	95.05	8.814	11:42:08.050
13 -	28.863	46.623	39.594	1:55.080	76.11	31.739	11:44:03.130
14 -	46.016	1:08.329	31.982	2:26.327	59.86	1:02.986	11:46:29.457
15 -	27.769	36.223	20.646	1:24.638	103.49	1.297	11:47:54.095
16 -	26.605	36.332	20.404	1:23.341 (1)	105.10		11:49:17.436

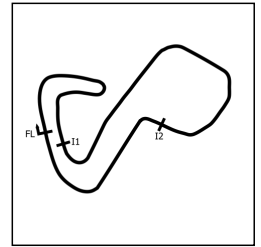
P5 26 Head Mark HAZELL		Williams FW07B (1980)					
IDEAL LAP TIME : 1:24.427		BEST LAP TIME : 1:24.940		DIFFERENCE : 0.513			
LAP	SECTOR 1	SECTOR 2	SECTOR 3	LAP TIME	MPH	DIFF	TIME OF DAY
1 -		39.001	20.965	1:35.105	92.10	10.165	11:14:01.424
2 -	27.604	41.145	24.236	1:32.985	94.20	8.045	11:15:34.409
3 -	52.377	1:00.631	IN PIT	12:57.233	P 11.27	11:32.293	11:28:31.642
4 -	OUTLAP	54.930	32.369	2:10.320	67.21	45.380	11:30:41.962
5 -	28.419	37.467	20.930	1:26.816	100.90	1.876	11:32:08.778
6 -	27.365	36.642	21.434	1:25.441	102.52	0.501	11:33:34.219
7 -	27.328	36.829	20.783	1:24.940 (1)	103.12		11:34:59.159
8 -	27.494	37.158	20.940	1:25.592	102.34	0.652	11:36:24.751
9 -	27.080	37.024	21.174	1:25.278 (3)	102.72	0.338	11:37:50.029
10 -	27.408	37.381	21.048	1:25.837	102.05	0.897	11:39:15.866
11 -	27.487	37.242	25.761	1:30.490	96.80	5.550	11:40:46.356
12 -	33.583	52.102	30.416	1:56.101	75.45	31.161	11:42:42.457
13 -	34.842	51.117	27.996	1:53.955	76.87	29.015	11:44:36.412
14 -	34.885	48.635	33.212	1:56.732	75.04	31.792	11:46:33.144
15 -	28.325	36.845	21.308	1:26.478	101.29	1.538	11:47:59.622
16 -	27.002	36.768	21.183	1:24.953 (2)	103.11	0.013	11:49:24.575

P6 3 Lauda James HAGAN		Tyrrell 011B (1983)					
IDEAL LAP TIME : 1:24.241		BEST LAP TIME : 1:24.440		DIFFERENCE : 0.199			
LAP	SECTOR 1	SECTOR 2	SECTOR 3	LAP TIME	MPH	DIFF	TIME OF DAY
1 -		40.906	20.940	1:38.025	89.36	13.585	11:14:04.344
2 -	30.098	41.925	21.351	1:33.374	93.81	8.934	11:15:37.718
3 -	52.185	1:01.546	IN PIT	12:56.461	P 11.28	11:32.021	11:28:34.179
4 -	OUTLAP	54.421	32.197	2:08.485	68.17	44.045	11:30:42.664
5 -	28.283	38.542	20.209	1:27.034	100.64	2.594	11:32:09.698
6 -	27.119	37.970	20.130	1:25.219 (3)	102.79	0.779	11:33:34.917
7 -	27.114	38.043	19.967	1:25.124 (2)	102.90	0.684	11:35:00.041
8 -	27.447	37.817	20.044	1:25.308	102.68	0.868	11:36:25.349
9 -	26.945	37.959	20.348	1:25.252	102.75	0.812	11:37:50.601
10 -	27.265	38.319	20.025	1:25.609	102.32	1.169	11:39:16.210
11 -	27.508	38.314	26.107	1:31.929	95.28	7.489	11:40:48.139
12 -	32.513	53.527	28.883	1:54.923	76.22	30.483	11:42:43.062
13 -	34.890	51.379	27.627	1:53.896	76.91	29.456	11:44:36.958
14 -	35.269	49.983	31.122	1:56.374	75.27	31.934	11:46:33.332
15 -	29.134	37.957	20.036	1:27.127	100.54	2.687	11:48:00.459
16 -	27.092	37.329	20.019	1:24.440 (1)	103.74		11:49:24.899

MSVR Masters Historic Festival - Brands Hatch - 30th/31st May 2026

Masters Racing Legends for 1966-1985 F1 Cars

RACE 5 - SECTOR ANALYSIS



SECTOR 1 = FL to I1, SECTOR 2 = I1 to I2, SECTOR 3 = I2 to FL, DIFF = Difference To Personal Best Lap, P = Crossed Finish Line in Pit Lane, D = Time Disallowed

P7 57 Fittipaldi Martin BULLOCK		Williams FW06 (1978)					
IDEAL LAP TIME : 1:24.175		BEST LAP TIME : 1:24.651		DIFFERENCE : 0.476			
LAP	SECTOR 1	SECTOR 2	SECTOR 3	LAP TIME	MPH	DIFF	TIME OF DAY
1 -		40.305	21.589	1:38.315	89.09	13.664	11:14:04.634
2 -	31.098	41.268	22.361	1:34.727	92.47	10.076	11:15:39.361
3 -	51.274	1:00.065	IN PIT	12:59.463	P 11.23	11:34.812	11:28:38.824
4 -	OUTLAP	52.204	33.063	2:05.172	69.98	40.521	11:30:43.996
5 -	28.625	39.231	20.538	1:28.394	99.09	3.743	11:32:12.390
6 -	28.127	38.498	20.257	1:26.882	100.82	2.231	11:33:39.272
7 -	27.917	38.704	20.383	1:27.004	100.68	2.353	11:35:06.276
8 -	27.785	38.262	20.229	1:26.276	(3) 101.53	1.625	11:36:32.552
9 -	27.722	37.812	21.025	1:26.559	101.20	1.908	11:37:59.111
10 -	27.230	37.249	20.494	1:24.973	(2) 103.08	0.322	11:39:24.084
11 -	27.272	37.513	22.270	1:27.055	100.62	2.404	11:40:51.139
12 -	30.024	53.472	28.998	1:52.494	77.86	27.843	11:42:43.633
13 -	34.929	50.209	28.862	1:54.000	76.84	29.349	11:44:37.633
14 -	35.117	48.666	32.263	1:56.046	75.48	31.395	11:46:33.679
15 -	29.272	38.181	20.055	1:27.508	100.10	2.857	11:48:01.187
16 -	27.247	36.890	20.514	1:24.651	(1) 103.48		11:49:25.838

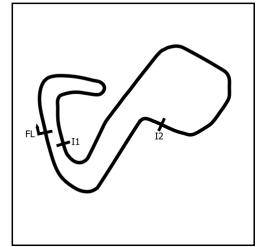
P8 4 Lauda Ian SIMMONDS		Tyrrell 012 (1983)					
IDEAL LAP TIME : 1:25.896		BEST LAP TIME : 1:26.176		DIFFERENCE : 0.280			
LAP	SECTOR 1	SECTOR 2	SECTOR 3	LAP TIME	MPH	DIFF	TIME OF DAY
1 -		40.977	21.251	1:39.086	88.40	12.910	11:14:05.405
2 -	30.792	42.899	23.083	1:36.774	90.51	10.598	11:15:42.179
3 -	51.206	1:01.520	IN PIT	12:58.850	P 11.24	11:32.674	11:28:41.029
4 -	OUTLAP	52.778	32.297	2:03.964	70.66	37.788	11:30:44.993
5 -	28.598	39.691	20.709	1:28.998	98.42	2.822	11:32:13.991
6 -	27.550	38.774	21.061	1:27.385	100.24	1.209	11:33:41.376
7 -	27.503	38.619	20.526	1:26.648	101.09	0.472	11:35:08.024
8 -	27.244	38.243	20.689	1:26.176	(1) 101.65		11:36:34.200
9 -	27.488	38.329	20.454	1:26.271	(2) 101.53	0.095	11:38:00.471
10 -	27.235	38.630	20.538	1:26.403	(3) 101.38	0.227	11:39:26.874
11 -	27.199	39.621	22.013	1:28.833	98.61	2.657	11:40:55.707
12 -	29.434	51.064	30.071	1:50.569	79.22	24.393	11:42:46.276
13 -	34.702	50.678	28.879	1:54.259	76.66	28.083	11:44:40.535
14 -	34.391	49.143	30.441	1:53.975	76.85	27.799	11:46:34.510
15 -	29.624	39.036	20.694	1:29.354	98.03	3.178	11:48:03.864
16 -	27.957	38.586	20.908	1:27.451	100.16	1.275	11:49:31.315

P9 10 Fittipaldi John SPIERS		March 761 (1976)					
IDEAL LAP TIME : 1:25.771		BEST LAP TIME : 1:26.182		DIFFERENCE : 0.411			
LAP	SECTOR 1	SECTOR 2	SECTOR 3	LAP TIME	MPH	DIFF	TIME OF DAY
1 -		39.927	21.860	1:37.669	89.68	11.487	11:14:03.988
2 -	31.207	41.047	22.628	1:34.882	92.32	8.700	11:15:38.870
3 -	51.131	1:00.098	IN PIT	12:58.540	P 11.25	11:32.358	11:28:37.410
4 -	OUTLAP	52.385	33.158	2:06.091	69.47	39.909	11:30:43.501
5 -	28.654	38.341	21.655	1:28.650	98.81	2.468	11:32:12.151
6 -	27.843	37.761	21.086	1:26.690	(3) 101.04	0.508	11:33:38.841
7 -	28.063	37.665	21.227	1:26.955	100.73	0.773	11:35:05.796
8 -	27.758	37.508	20.916	1:26.182	(1) 101.64		11:36:31.978
9 -	28.003	37.329	21.970	1:27.302	100.33	1.120	11:37:59.280
10 -	28.001	37.294	21.009	1:26.304	(2) 101.49	0.122	11:39:25.584
11 -	27.561	37.748	22.063	1:27.372	100.25	1.190	11:40:52.956
12 -	29.830	51.062	31.580	1:52.472	77.88	26.290	11:42:45.428
13 -	34.314	49.774	30.404	1:54.492	76.51	28.310	11:44:39.920
14 -	34.259	47.777	32.281	1:54.317	76.62	28.135	11:46:34.237
15 -	29.557	37.819	21.228	1:28.604	98.86	2.422	11:48:02.841
16 -	29.119	38.946	21.855	1:29.920	97.41	3.738	11:49:32.761

MSVR Masters Historic Festival - Brands Hatch - 30th/31st May 2026

Masters Racing Legends for 1966-1985 F1 Cars

RACE 5 - SECTOR ANALYSIS



SECTOR 1 = FL to I1, SECTOR 2 = I1 to I2, SECTOR 3 = I2 to FL, DIFF = Difference To Personal Best Lap, P = Crossed Finish Line in Pit Lane, D = Time Disallowed

P10 93 Head Marc SYDOW			Shadow DN9 (1979)				
IDEAL LAP TIME : 1:28.946		BEST LAP TIME : 1:29.430		DIFFERENCE : 0.484			
LAP	SECTOR 1	SECTOR 2	SECTOR 3	LAP TIME	MPH	DIFF	TIME OF DAY
1 -		40.885	21.369	1:39.737	87.82	10.307	11:14:06.056
2 -	30.741	42.901	23.189	1:36.831	90.46	7.401	11:15:42.887
3 -	51.264	1:01.465	IN PIT	13:00.049	P 11.22	11:30.619	11:28:42.936
4 -	OUTLAP	52.440	32.502	2:02.890	71.28	33.460	11:30:45.826
5 -	29.093	40.207	21.230	1:30.530	96.76	1.100	11:32:16.356
6 -	28.729	40.548	21.507	1:30.784	96.49	1.354	11:33:47.140
7 -	28.611	40.238	21.542	1:30.391	96.91	0.961	11:35:17.531
8 -	28.904	39.947	21.342	1:30.193	(2) 97.12	0.763	11:36:47.724
9 -	29.293	40.211	21.209	1:30.713	96.56	1.283	11:38:18.437
10 -	29.250	40.601	21.520	1:31.371	95.87	1.941	11:39:49.808
11 -	28.777	44.086	24.020	1:36.883	90.41	7.453	11:41:26.691
12 -	30.236	42.875	23.097	1:36.208	91.05	6.778	11:43:02.899
13 -	29.856	42.298	27.319	1:39.473	88.06	10.043	11:44:42.372
14 -	34.453	48.737	30.263	1:53.453	77.21	24.023	11:46:35.825
15 -	29.802	39.442	21.096	1:30.340	(3) 96.96	0.910	11:48:06.165
16 -	28.408	39.771	21.251	1:29.430	(1) 97.95		11:49:35.595

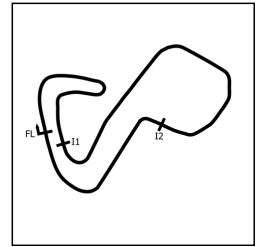
P11 28 Head Nick PINK			Arrows A5 (1982)				
IDEAL LAP TIME : 1:28.300		BEST LAP TIME : 1:28.423		DIFFERENCE : 0.123			
LAP	SECTOR 1	SECTOR 2	SECTOR 3	LAP TIME	MPH	DIFF	TIME OF DAY
1 -		41.053	22.650	1:42.570	85.40	14.147	11:14:08.889
2 -	29.971	43.073	22.704	1:35.748	91.48	7.325	11:15:44.637
3 -	51.725	59.302	IN PIT	13:00.513	P 11.22	11:32.090	11:28:45.150
4 -	OUTLAP	1:04.300	IN PIT	3:29.964	P 41.72	2:01.541	11:32:15.114
5 -	OUTLAP	41.335	22.401	1:36.365	90.90	7.942	11:33:51.479
6 -	29.042	39.993	22.489	1:31.524	95.71	3.101	11:35:23.003
7 -	28.319	39.951	22.337	1:30.607	96.67	2.184	11:36:53.610
8 -	28.329	39.727	21.933	1:29.989	(3) 97.34	1.566	11:38:23.599
9 -	28.107	40.386	21.167	1:29.660	(2) 97.70	1.237	11:39:53.259
10 -	28.036	41.568	24.123	1:33.727	93.46	5.304	11:41:26.986
11 -	31.153	41.468	23.756	1:36.377	90.89	7.954	11:43:03.363
12 -	30.220	42.322	26.866	1:39.408	88.12	10.985	11:44:42.771
13 -	34.639	47.323	31.433	1:53.395	77.25	24.972	11:46:36.166
14 -	31.139	40.813	21.149	1:33.101	94.08	4.678	11:48:09.267
15 -	28.159	39.520	20.744	1:28.423	(1) 99.06		11:49:37.690

P12 41 Fittipaldi Paul Andrew HAGGAR			March 761 (1976)				
IDEAL LAP TIME : 1:33.516		BEST LAP TIME : 1:33.994		DIFFERENCE : 0.478			
LAP	SECTOR 1	SECTOR 2	SECTOR 3	LAP TIME	MPH	DIFF	TIME OF DAY
1 -		45.774	23.393	1:50.164	79.51	16.170	11:14:16.483
2 -	32.874	57.572	28.602	1:59.048	73.58	25.054	11:16:15.531
3 -	38.421	59.427	IN PIT	12:35.608	P 11.59	11:01.614	11:28:51.139
4 -	OUTLAP	1:03.413	24.731	2:06.240	69.39	32.246	11:30:57.379
5 -	32.010	45.588	23.161	1:40.759	86.93	6.765	11:32:38.138
6 -	30.742	43.359	22.836	1:36.937	90.36	2.943	11:34:15.075
7 -	30.374	43.346	22.880	1:36.600	(3) 90.68	2.606	11:35:51.675
8 -	30.546	43.465	22.059	1:36.070	(2) 91.18	2.076	11:37:27.745
9 -	30.037	44.710	22.374	1:37.121	90.19	3.127	11:39:04.866
10 -	30.564	43.625	25.472	1:39.661	87.89	5.667	11:40:44.527
11 -	34.406	53.771	29.131	1:57.308	74.67	23.314	11:42:41.835
12 -	35.286	50.830	28.377	1:54.493	76.50	20.499	11:44:36.328
13 -	34.188	49.740	32.544	1:56.472	75.20	22.478	11:46:32.800
14 -	34.503	43.447	21.683	1:39.633	87.92	5.639	11:48:12.433
15 -	29.789	42.044	22.161	1:33.994	(1) 93.19		11:49:46.427

MSVR Masters Historic Festival - Brands Hatch - 30th/31st May 2026

Masters Racing Legends for 1966-1985 F1 Cars

RACE 5 - SECTOR ANALYSIS



SECTOR 1 = FL to I1, SECTOR 2 = I1 to I2, SECTOR 3 = I2 to FL, DIFF = Difference To Personal Best Lap, P = Crossed Finish Line in Pit Lane, D = Time Disallowed

P13 59 Fittipaldi Nick COLYVAS		Shadow DN5 (1975)					
IDEAL LAP TIME : 1:27.886		BEST LAP TIME : 1:28.402		DIFFERENCE : 0.516			
LAP	SECTOR 1	SECTOR 2	SECTOR 3	LAP TIME	MPH	DIFF	TIME OF DAY
1 -		40.660	21.284	1:40.052	87.55	11.650	11:14:06.371
2 -	31.504	43.171	23.062	1:37.737	89.62	9.335	11:15:44.108
3 -	51.088	1:01.588	IN PIT	13:00.352	P 11.22	11:31.950	11:28:44.460
4 -	OUTLAP	40.669	21.059	3:40.604	39.70	2:12.202	11:32:25.064
5 -	30.453	40.640	21.134	1:32.227	94.98	3.825	11:33:57.291
6 -	29.532	40.118	20.948	1:30.598 (3)	96.68	2.196	11:35:27.889
7 -	28.459	39.868	20.888	1:29.215 (2)	98.18	0.813	11:36:57.104
8 -	28.324	39.449	20.629	1:28.402 (1)	99.09		11:38:25.506
9 -	28.214	39.043					

P14 11 Head Michael FITZGERALD		Tyrrell 011 (1982)					
IDEAL LAP TIME : 1:26.668		BEST LAP TIME : 1:27.103		DIFFERENCE : 0.435			
LAP	SECTOR 1	SECTOR 2	SECTOR 3	LAP TIME	MPH	DIFF	TIME OF DAY
1 -		39.849	20.683	25:39.105	5.69	24:12.002	11:38:05.424
2 -	27.292	38.826	20.985	1:27.103 (1)	100.56		11:39:32.527
3 -	27.843	40.350	21.791	1:29.984	97.34	2.881	11:41:02.511
4 -	27.936	46.591	29.887	1:44.414	83.89	17.311	11:42:46.925
5 -	34.857	50.577	28.627	1:54.061	76.79	26.958	11:44:40.986
6 -	34.834	48.952	29.921	1:53.707	77.03	26.604	11:46:34.693
7 -	29.797	39.295	20.819	1:29.911 (3)	97.42	2.808	11:48:04.604
8 -	27.735	39.727	20.550	1:28.012 (2)	99.53	0.909	11:49:32.616

P15 69 Fittipaldi Oliver CHAPMAN		March 761 (1977)					
IDEAL LAP TIME : 1:32.251		BEST LAP TIME : 1:32.670		DIFFERENCE : 0.419			
LAP	SECTOR 1	SECTOR 2	SECTOR 3	LAP TIME	MPH	DIFF	TIME OF DAY
1 -	OUTLAP	41.208	20.544	1:36.692	90.59	4.022	11:14:03.011
2 -	31.010	40.697	20.963	1:32.670 (1)	94.52		11:15:35.681
3 -	52.457	1:01.516	IN PIT	12:56.708	P 11.27	11:24.038	11:28:32.389

P16 27 Head Yutaka TORIBA		Williams FW07C (1981)					
IDEAL LAP TIME :		BEST LAP TIME : 1:27.977		DIFFERENCE :			
LAP	SECTOR 1	SECTOR 2	SECTOR 3	LAP TIME	MPH	DIFF	TIME OF DAY
1 -		37.321	20.464	1:27.977 (1)	99.56		11:13:54.296

P17 99 Head Jamie CONSTABLE		Tyrrell 011 (1982)					
IDEAL LAP TIME : 13:59.826		BEST LAP TIME : 1:28.256		DIFFERENCE : -12:31.569			
LAP	SECTOR 1	SECTOR 2	SECTOR 3	LAP TIME	MPH	DIFF	TIME OF DAY
1 -		37.331	20.105	1:28.256 (1)	99.25		11:13:54.575
2 -	13:02.390						

P18 30 Head Simon FISH		Arrows A4 (1982)					
IDEAL LAP TIME :		BEST LAP TIME : 1:36.068		DIFFERENCE :			
LAP	SECTOR 1	SECTOR 2	SECTOR 3	LAP TIME	MPH	DIFF	TIME OF DAY
1 -		40.067	20.597	1:36.068 (1)	91.18		11:14:02.387

MSVR Masters Historic Festival - Brands Hatch - 30th/31st May 2026

Masters Racing Legends for 1966-1985 F1 Cars

RACE 5 - BEST SECTORS

SECTOR 1			SECTOR 2		SECTOR 3		IDEAL / BEST COMPARISON						
POS	NO	TIME	NO	TIME	NO	TIME	POS	NO	NAME	IDEAL	BEST	DIFF	
										PERFECT LAP	1:19.833		
1	77	25.426	37	35.352	77	19.055	1	77	BRADSHAW	1:19.842	1:20.093	0.251	
2	37	25.486	77	35.361	37	19.136	2	37	D'ANSEMBOURG	1:19.974	1:20.096	0.122	
3	78	26.260	78	35.937	78	19.538	3	78	BRIGGS	1:21.735	1:21.913	0.178	
4	29	26.605	29	36.223	3	19.967	4	29	LEONE	1:22.851	1:23.341	0.490	
5	3	26.945	26	36.642	29	20.023	5	57	BULLOCK	1:24.175	1:24.651	0.476	
6	26	27.002	57	36.890	57	20.055	6	3	HAGAN	1:24.241	1:24.440	0.199	
7	4	27.199	10	37.294	99	20.105	7	26	HAZELL	1:24.427	1:24.940	0.513	
8	57	27.230	27	37.321	4	20.454	8	10	SPIERS	1:25.771	1:26.182	0.411	
9	11	27.292	3	37.329	27	20.464	9	4	SIMMONDS	1:25.896	1:26.176	0.280	
10	10	27.561	99	37.331	69	20.544	10	11	FITZGERALD	1:26.668	1:27.103	0.435	
11	28	28.036	4	38.243	11	20.550	11	59	COLYVAS	1:27.886	1:28.402	0.516	
12	59	28.214	11	38.826	30	20.597	12	28	PINK	1:28.300	1:28.423	0.123	
13	93	28.408	59	39.043	59	20.629	13	93	SYDOW	1:28.946	1:29.430	0.484	
14	41	29.789	93	39.442	28	20.744	14	69	CHAPMAN	1:32.251	1:32.670	0.419	
15	69	31.010	28	39.520	26	20.783	15	41	HAGGAR	1:33.516	1:33.994	0.478	
16	99	13:02.390	30	40.067	10	20.916	16	99	CONSTABLE		1:28.256		
17			69	40.697	93	21.096	17	27	TORIBA		1:27.977		
18			41	42.044	41	21.683	18	30	FISH		1:36.068		

MSVR Masters Historic Festival - Brands Hatch - 30th/31st May 2026

Masters Racing Legends for 1966-1985 F1 Cars

RACE 5 - STATISTICS

Competitors Started 18
Planned Start 2026-05-31 @ 11:10:00.000
Actual Start 2026-05-31 @ 11:12:26.318
Finish Time 2026-05-31 @ 11:49:06.110
Track Length 2.4332mi.
Total Laps 213
Total Distance Covered 518.2906mi.

Session Fastest Lap History

NO	CL	NAME	LAP TIME	TIME OF DAY	LAP	VEHICLE
37	Head	Werner D'ANSEBOURG	1:27.341	11:13:53.678	1	Williams FW07C (1980)
37	Head	Werner D'ANSEBOURG	1:21.562	11:32:00.508	5	Williams FW07C (1980)
77	Head	Tom BRADSHAW	1:21.260	11:32:00.832	5	McLaren MP4/1(1982)
37	Head	Werner D'ANSEBOURG	1:20.945	11:33:21.454	6	Williams FW07C (1980)
37	Head	Werner D'ANSEBOURG	1:20.862	11:34:42.316	7	Williams FW07C (1980)
37	Head	Werner D'ANSEBOURG	1:20.589	11:36:02.905	8	Williams FW07C (1980)
77	Head	Tom BRADSHAW	1:20.450	11:36:03.378	8	McLaren MP4/1(1982)
77	Head	Tom BRADSHAW	1:20.093	11:38:44.408	10	McLaren MP4/1(1982)

Session Leader History

NO	CL	NAME	FROM LAP	LAPS LED	DISTANCE	VEHICLE
37	Head	Werner D'ANSEBOURG	1	16	38.93 miles	Williams FW07C (1980)

Flag History

TYPE	TIME OF DAY
GREEN	11:12:26.318
SAFETY	11:14:47.816
RED	11:17:21.111
GREEN	11:28:19.490
SAFETY	11:28:20.977
GREEN	11:30:36.178
SAFETY	11:40:21.582
GREEN	11:46:22.333
FINISH	11:49:06.110

Flag Statistics

TYPE	COUNT	TOTAL LAPS	TOTAL TIME
Green	4	12	17:06.542
Red	1	0	10:58.378
Safety Car	3	4	10:49.247
FCY	0	0	0.000

MSVR Masters Historic Festival - Brands Hatch - 30th/31st May 2026

Masters Racing Legends for 1966-1985 F1 Cars

RACE 5 - STATISTICS

CLASS : Fittipaldi

5 Starters

Fastest Lap History

NO	NAME	LAP TIME	TIME OF DAY	LAP	VEHICLE
10	John SPIERS	1:37.669	11:14:03.998	1	March 761 (1976)
69	Oliver CHAPMAN	1:32.670	11:15:35.699	2	March 761 (1977)
10	John SPIERS	1:28.650	11:32:12.160	5	March 761 (1976)
57	Martin BULLOCK	1:28.394	11:32:12.397	5	Williams FW06 (1978)
10	John SPIERS	1:26.690	11:33:38.851	6	March 761 (1976)
10	John SPIERS	1:26.182	11:36:31.988	8	March 761 (1976)
57	Martin BULLOCK	1:24.973	11:39:24.090	10	Williams FW06 (1978)
57	Martin BULLOCK	1:24.651	11:49:25.844	16	Williams FW06 (1978)

Leader History

NO	NAME	FROM LAP	LAPS LED	DISTANCE	VEHICLE
69	Oliver CHAPMAN	1	3	7.29 miles	March 761 (1977)
10	John SPIERS	4	5	12.16 miles	March 761 (1976)
57	Martin BULLOCK	9	8	19.46 miles	Williams FW06 (1978)

MSVR Masters Historic Festival - Brands Hatch - 30th/31st May 2026

Masters Racing Legends for 1966-1985 F1 Cars

RACE 5 - STATISTICS

CLASS : Head

10 Starters

Fastest Lap History

NO	NAME	LAP TIME	TIME OF DAY	LAP	VEHICLE
37	Werner D'ANSEBOURG	1:27.341	11:13:53.678	1	Williams FW07C (1980)
37	Werner D'ANSEBOURG	1:21.562	11:32:00.508	5	Williams FW07C (1980)
77	Tom BRADSHAW	1:21.260	11:32:00.832	5	McLaren MP4/1(1982)
37	Werner D'ANSEBOURG	1:20.945	11:33:21.454	6	Williams FW07C (1980)
37	Werner D'ANSEBOURG	1:20.862	11:34:42.316	7	Williams FW07C (1980)
37	Werner D'ANSEBOURG	1:20.589	11:36:02.905	8	Williams FW07C (1980)
77	Tom BRADSHAW	1:20.450	11:36:03.378	8	McLaren MP4/1(1982)
77	Tom BRADSHAW	1:20.093	11:38:44.408	10	McLaren MP4/1(1982)

Leader History

NO	NAME	FROM LAP	LAPS LED	DISTANCE	VEHICLE
37	Werner D'ANSEBOURG	1	16	38.93 miles	Williams FW07C (1980)

MSVR Masters Historic Festival - Brands Hatch - 30th/31st May 2026

Masters Racing Legends for 1966-1985 F1 Cars

RACE 5 - STATISTICS

CLASS : Lauda

3 Starters

Fastest Lap History

NO	NAME	LAP TIME	TIME OF DAY	LAP	VEHICLE
29	Valerio LEONE	1:34.131	11:14:00.462	1	Arrows A6 (1983)
29	Valerio LEONE	1:33.621	11:15:34.088	2	Arrows A6 (1983)
3	James HAGAN	1:33.374	11:15:37.759	2	Tyrrell 011B (1983)
29	Valerio LEONE	1:26.972	11:32:08.496	5	Arrows A6 (1983)
29	Valerio LEONE	1:24.705	11:33:33.201	6	Arrows A6 (1983)
29	Valerio LEONE	1:24.342	11:34:57.544	7	Arrows A6 (1983)
29	Valerio LEONE	1:23.612	11:36:21.155	8	Arrows A6 (1983)
29	Valerio LEONE	1:23.341	11:49:17.448	16	Arrows A6 (1983)

Leader History

NO	NAME	FROM LAP	LAPS LED	DISTANCE	VEHICLE
29	Valerio LEONE	1	16	38.93 miles	Arrows A6 (1983)

MSVR Masters Historic Festival - Brands Hatch - 30th/31st May 2026

Masters Racing Legends for 1966-1985 F1 Cars

RACE 10 - GRID (25 minutes) - FINAL

ROW 9

17 **27** Yutaka TORIBA

18 **99** Jamie CONSTABLE

ROW 8

15 **69** Oliver CHAPMAN

16 **30** Simon FISH

ROW 7

13 **59** Nick COLYVAS

14 **11** Michael FITZGERALD

ROW 6

11 **28** Nick PINK

12 **41** Paul Andrew HAGGAR

ROW 5

9 **10** John SPIERS

10 **93** Marc SYDOW

ROW 4

7 **57** Martin BULLOCK

8 **4** Ian SIMMONDS

ROW 3

5 **37** Werner D'ANSEMBOURG

6 **3** James HAGAN

ROW 2

3 **78** Warren BRIGGS

4 **77** Tom BRADSHAW

ROW 1

1 **26** Mark HAZELL

2 **29** Valerio LEONE

Pole

Brands Hatch GP: 2.4332 miles

Chief Steward: Marc Van Geel

Steward: David Simons

Steward: Tony Watts



Results can be found at www.tsl-timing.com

Printed - 14:27 Sunday, 31 May 2026

MSVR Masters Historic Festival - Brands Hatch - 30th/31st May 2026

Masters Racing Legends for 1966-1985 F1 Cars

RACE 10 - CLASSIFICATION - FINAL

Race Distance: 19 Laps / 46.23 miles

POS	NO	CL	PIC	NAME	NAT	ENTRY	LAPS	TIME	GAP	DIFF	MPH	BEST	ON	GRD	↑↓
1	77	Head	1	Tom BRADSHAW	GBR	McLaren MP4/1(1982)	19	25:46.055			107.65	1:19.759	8	4	3
2	37	Head	2	Werner D'ANSEMBOURG	BEL	Williams FW07C (1980)	19	25:50.378	4.323	4.323	107.35	1:20.487	5	5	3
3	78	Head	3	Warren BRIGGS	NZL	McLaren M29C (1979)	19	26:20.495	34.440	30.117	105.30	1:21.619	6	3	0
4	27	Head	4	Yutaka TORIBA	JPN	Williams FW07C (1981)	19	26:32.470	46.415	11.975	104.51	1:21.236	19	17	13
5	99	Head	5	Jamie CONSTABLE	GBR	Tyrrell 011 (1982)	19	26:43.922	57.867	11.452	103.76	1:22.092	7	18	13
6	26	Head	6	Mark HAZELL	GBR	Williams FW07B (1980)	19	26:56.819	1:10.764	12.897	102.94	1:23.888	4	1	-5
7	3	Lauda	1	James HAGAN	GBR	Tyrrell 011B (1983)	18	25:54.850	1 Lap	1 Lap	101.40	1:24.946	3	6	-1
8	57	Fittipaldi	1	Martin BULLOCK	AUS	Williams FW06 (1978)	18	26:05.476	1 Lap	10.626	100.72	1:25.296	3	7	-1
9	10	Fittipaldi	2	John SPIERS	GBR	March 761 (1976)	18	26:13.551	1 Lap	8.075	100.20	1:25.413	18	9	0
10	4	Lauda	2	Ian SIMMONDS	GBR	Tyrrell 012 (1983)	18	26:23.034	1 Lap	9.483	99.60	1:26.096	6	8	-2
11	30	Head	7	Simon FISH	GBR	Arrows A4 (1982)	18	26:26.361	1 Lap	3.327	99.39	1:26.033	16	16	5
12	69	Fittipaldi	3	Oliver CHAPMAN	GBR	March 761 (1977)	18	26:42.947	1 Lap	16.586	98.36	1:25.669	16	15	3
13	28	Head	8	Nick PINK	GBR	Arrows A5 (1982)	17	25:46.988	2 Laps	1 Lap	96.26	1:28.915	15	11	-2
14	93	Head	9	Marc SYDOW	DEU	Shadow DN9 (1979)	17	26:27.176	2 Laps	40.188	93.82	1:29.185	7	10	-4

NOT CLASSIFIED

NC	29	Lauda		Valerio LEONE	ITA	Arrows A6 (1983)	10	14:09.821	9 Laps	7 Laps	103.07	1:23.586	5	2	
NC	41	Fittipaldi		Paul Andrew HAGGAR	USA	March 761 (1976)	6	10:01.381	13 Laps	4 Laps	87.39	1:37.555	3	12	
NC	59	Fittipaldi		Nick COLYVAS	USA	Shadow DN5 (1975)	5	7:36.169	14 Laps	1 Lap	96.01	1:28.794	3	13	
NC	11	Head		Michael FITZGERALD	USA	Tyrrell 011 (1982)	0							14	

FASTEST LAP

77	Head	Tom BRADSHAW	GBR	McLaren MP4/1(1982)	8	1:19.759	109.82 mph	176.75 kph
29	Lauda	Valerio LEONE	ITA	Arrows A6 (1983)	5	1:23.586	104.80 mph	168.65 kph
57	Fittipaldi	Martin BULLOCK	AUS	Williams FW06 (1978)	3	1:25.296	102.69 mph	165.27 kph

Weather / Track : Bright / Dry

Date: 31/05/2026 Start: 15:32 Finish: 15:58
Brands Hatch GP: 2.4332 miles

Chief Steward: Marc Van Geel	Steward: David Simons	Steward: Tony Watts	
------------------------------	-----------------------	---------------------	---

Results can be found at www.tsl-timing.com

Printed - 16:36 Sunday, 31 May 2026

MSVR Masters Historic Festival - Brands Hatch - 30th/31st May 2026

Masters Racing Legends for 1966-1985 F1 Cars

RACE 10 - LAP CHART

LAP 1 @ 15:33:50.072			LAP 2 @ 15:35:10.939			LAP 3 @ 15:36:31.745			LAP 4 @ 15:37:52.000			LAP 5 @ 15:39:12.005		
NO	BEHIND	LAP TIME	NO	BEHIND	LAP TIME	NO	BEHIND	LAP TIME	NO	BEHIND	LAP TIME	NO	BEHIND	LAP TIME
77		1:26.543	77		1:20.867	77		1:20.806	77		1:20.255	77		1:20.005
26	2.651	1:29.194	37	3.842	1:21.789	37	4.252	1:21.216	37	4.798	1:20.801	37	5.280	1:20.487
37	2.920	1:29.463	78	6.623	1:23.499	78	8.197	1:22.380	78	9.610	1:21.668	78	11.748	1:22.143
29	3.797	1:30.340	26	7.974	1:26.190	26	11.429	1:24.261	26	15.062	1:23.888	26	19.173	1:24.116
78	3.991	1:30.534	29	8.694	1:25.764	29	12.268	1:24.380	29	15.959	1:23.946	29	19.540	1:23.586
3	4.981	1:31.524	3	10.106	1:25.992	3	14.246	1:24.946	3	19.404	1:25.413	27	22.909	1:23.346
57	5.730	1:32.273	57	11.639	1:26.776	57	16.129	1:25.296	27	19.568	1:22.723	3	25.698	1:26.299
4	6.901	1:33.444	4	13.271	1:27.237	27	17.100	1:23.813	57	22.105	1:26.231	99	27.720	1:24.722
10	7.509	1:34.052	10	13.404	1:26.762	99	20.189	1:25.799	99	23.003	1:23.069	57	27.912	1:25.812
93	9.926	1:36.469	27	14.093	1:24.280	4	20.890	1:28.425	4	27.431	1:26.796	4	33.868	1:26.442
27	10.680	1:37.223	99	15.196	1:23.695	10	21.106	1:28.508	10	27.682	1:26.831	10	34.067	1:26.390
59	12.013	1:38.556	93	19.080	1:30.021	93	27.941	1:29.667	93	37.463	1:29.777	30	46.984	1:28.413
99	12.368	1:38.911	59	21.246	1:30.100	59	29.234	1:28.794	59	38.341	1:29.362	93	47.486	1:30.028
28	14.446	1:40.989	30	24.764	1:30.651	30	31.538	1:27.580	30	38.576	1:27.293	59	47.693	1:29.357
69	14.825	1:41.368	28	25.279	1:31.700	28	35.120	1:30.647	28	44.717	1:29.852	28	54.836	1:30.124
30	14.980	1:41.523	69	25.440	1:31.482	69	35.347	1:30.713	69	44.866	1:29.774	69	54.919	1:30.058
41	20.019	1:46.562	41	37.550	1:38.398	41	54.299	1:37.555	41	1:12.032	1:37.988			

MSVR Masters Historic Festival - Brands Hatch - 30th/31st May 2026

Masters Racing Legends for 1966-1985 F1 Cars

RACE 10 - LAP CHART

LAP 6 @ 15:40:31.783			LAP 7 @ 15:41:51.623			LAP 8 @ 15:43:11.382			LAP 9 @ 15:44:34.494			LAP 10 @ 15:45:57.639		
NO	BEHIND	LAP TIME	NO	BEHIND	LAP TIME	NO	BEHIND	LAP TIME	NO	BEHIND	LAP TIME	NO	BEHIND	LAP TIME
77		1:19.778	77		1:19.840	77		1:19.759	77		1:23.112	77		1:23.145
37	6.365	1:20.863	37	7.625	1:21.100	37	8.864	1:20.998	28	1 Lap	1:31.167	69	1 Lap	1:27.057
41	1 Lap	1:39.017	78	15.922	1:22.173	78	18.305	1:22.142	37	6.448	1:20.696	37	4.579	1:21.276
78	13.589	1:21.619	26	29.167	1:24.649	29	33.693	1:23.949	78	18.240	1:23.047	28	1 Lap	1:30.512
26	24.358	1:24.963	29	29.503	1:24.454	26	34.348	1:24.940	29	34.887	1:24.306	78	17.831	1:22.736
29	24.889	1:25.127	27	30.221	1:24.590	27	34.924	1:24.462	26	35.550	1:24.314	29	35.711	1:23.969
27	25.471	1:22.340	41	1 Lap	1:41.861	99	37.733	1:23.335	27	35.872	1:24.060	27	36.182	1:23.455
99	31.905	1:23.963	99	34.157	1:22.092	3	44.946	1:26.171	99	38.690	1:24.069	26	37.155	1:24.750
3	32.294	1:26.374	3	38.534	1:26.080	57	48.380	1:27.174	3	48.095	1:26.261	99	39.766	1:24.221
57	34.291	1:26.157	57	40.965	1:26.514	4	54.518	1:27.789	57	53.266	1:27.998	93	1 Lap	2:08.656 P
4	40.186	1:26.096	4	46.488	1:26.142	10	55.182	1:28.031	4	59.972	1:28.566	3	50.718	1:25.768
10	40.504	1:26.215	10	46.910	1:26.246	30	1:08.337	1:27.125	10	1:00.379	1:28.309	57	57.136	1:27.015
30	53.789	1:26.583	30	1:00.971	1:27.022	93	1:17.377	1:30.797	30	1:11.419	1:26.194	4	1:05.415	1:28.588
93	56.994	1:29.286	93	1:06.339	1:29.185	69	1:21.443	1:27.691				10	1:05.580	1:28.346
28	1:04.944	1:29.886	69	1:13.511	1:27.828							30	1:15.298	1:27.024
69	1:05.523	1:30.382	28	1:15.820	1:30.716									

MSVR Masters Historic Festival - Brands Hatch - 30th/31st May 2026

Masters Racing Legends for 1966-1985 F1 Cars

RACE 10 - LAP CHART

LAP 11 @ 15:47:19.203			LAP 12 @ 15:48:40.202			LAP 13 @ 15:50:00.971			LAP 14 @ 15:51:22.186			LAP 15 @ 15:52:43.337		
NO	BEHIND	LAP TIME	NO	BEHIND	LAP TIME	NO	BEHIND	LAP TIME	NO	BEHIND	LAP TIME	NO	BEHIND	LAP TIME
77		1:21.564	77		1:20.999	77		1:20.769	77		1:21.215	77		1:21.151
37	4.324	1:21.309	30	1 Lap	1:27.422	37	4.809	1:21.387	10	1 Lap	1:28.118	93	2 Laps	1:31.296
69	1 Lap	1:26.546	37	4.191	1:20.866	30	1 Lap	1:28.078	37	4.927	1:21.333	37	5.215	1:21.439
78	19.391	1:23.124	69	1 Lap	1:26.544	69	1 Lap	1:25.839	4	1 Lap	1:28.458	10	1 Lap	1:27.536
28	1 Lap	1:31.080	78	21.021	1:22.629	78	22.814	1:22.562	30	1 Lap	1:26.455	4	1 Lap	1:27.517
27	36.505	1:21.887	28	1 Lap	1:30.555	28	1 Lap	1:29.297	69	1 Lap	1:26.266	30	1 Lap	1:26.921
26	40.199	1:24.608	27	37.461	1:21.955	27	42.943	1:26.251	78	24.584	1:22.985	78	27.019	1:23.586
99	42.089	1:23.887	99	44.551	1:23.461	99	47.070	1:23.288	27	46.115	1:24.387	69	1 Lap	1:26.554
93	1 Lap	1:35.363	26	45.004	1:25.804	26	49.507	1:25.272	99	48.751	1:22.896	27	46.679	1:21.715
3	54.866	1:25.712	3	1:00.376	1:26.509	3	1:05.487	1:25.880	28	1 Lap	1:31.037	99	49.987	1:22.387
57	1:02.537	1:26.965	93	1 Lap	1:30.449	93	1 Lap	1:30.293	26	52.465	1:24.173	26	57.229	1:25.915
10	1:10.332	1:26.316	57	1:08.769	1:27.231	57	1:14.907	1:26.907	3	1:09.695	1:25.423	28	1 Lap	1:31.052
4	1:12.204	1:28.353	10	1:15.448	1:26.115				57	1:20.701	1:27.009	3	1:14.247	1:25.703
			4	1:18.714	1:27.509									

MSVR Masters Historic Festival - Brands Hatch - 30th/31st May 2026

Masters Racing Legends for 1966-1985 F1 Cars

RACE 10 - LAP CHART

LAP 16 @ 15:54:04.758			LAP 17 @ 15:55:25.742			LAP 18 @ 15:56:47.302			LAP 19 @ 15:58:09.584		
NO	BEHIND	LAP TIME	NO	BEHIND	LAP TIME	NO	BEHIND	LAP TIME	NO	BEHIND	LAP TIME
77		1:21.421	77		1:20.984	77		1:21.560	77		1:22.282
37	5.100	1:21.306	37	5.048	1:20.932	3	1 Lap	1:26.790	28	2 Laps	1:29.541
57	1 Lap	1:27.276	57	1 Lap	1:26.189	37	4.337	1:20.849	37	4.323	1:22.268
93	2 Laps	1:30.035	10	1 Lap	1:27.782	57	1 Lap	1:26.324	3	1 Lap	1:28.242
10	1 Lap	1:26.699	93	2 Laps	1:32.646	10	1 Lap	1:25.882	57	1 Lap	1:26.329
4	1 Lap	1:27.434	4	1 Lap	1:27.565	4	1 Lap	1:28.497	10	1 Lap	1:25.413
30	1 Lap	1:26.605	30	1 Lap	1:26.033	93	2 Laps	1:32.349	78	34.440	1:24.163
78	28.354	1:22.756	78	30.589	1:23.219	78	32.559	1:23.530	4	1 Lap	1:28.176
69	1 Lap	1:25.961	69	1 Lap	1:25.669	30	1 Lap	1:27.423	30	1 Lap	1:28.016
27	46.805	1:21.547	27	47.503	1:21.682	27	47.461	1:21.518	93	2 Laps	1:30.859
99	51.586	1:23.020	99	54.160	1:23.558	69	1 Lap	1:36.951	27	46.415	1:21.236
26	1:01.355	1:25.547	26	1:05.097	1:24.726	99	55.576	1:22.976	69	1 Lap	1:26.264
28	1 Lap	1:28.915	28	1 Lap	1:29.918	26	1:08.266	1:24.729	99	57.867	1:24.573
3	1:18.589	1:25.763							26	1:10.764	1:24.780

MSVR Masters Historic Festival - Brands Hatch - 30th/31st May 2026

Masters Racing Legends for 1966-1985 F1 Cars

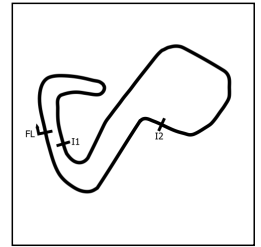
RACE 10 - POSITION CHART

No	Name	Lap Pos																			
			1	2	3	4	5	6	7	8	9	10	11	12	13	14	15	16	17	18	19
26	HAZELL	1	77	77	77	77	77	77	77	77	77	77	77	77	77	77	77	77	77	77	
29	LEONE	2	26	37	37	37	37	37	37	37	37	37	37	37	37	37	37	37	37	37	
78	BRIGGS	3	37	78	78	78	78	78	78	78	78	78	78	78	78	78	78	78	78	78	
77	BRADSHAW	4	29	26	26	26	26	26	26	29	29	29	27	27	27	27	27	27	27	27	
37	D'ANSEBOURG	5	78	29	29	29	29	29	29	26	26	27	26	99	99	99	99	99	99	99	
3	HAGAN	6	3	3	3	3	27	27	27	27	27	26	99	26	26	26	26	26	26	26	
57	BULLOCK	7	57	57	57	27	3	99	99	99	99	99	3	3	3	3	3	3	3	3	
4	SIMMONDS	8	4	4	27	57	99	3	3	3	3	3	57	57	57	57	57	57	57		
10	SPIERS	9	10	10	99	99	57	57	57	57	57	10	10	10	10	10	10	10	10		
93	SYDOW	10	93	27	4	4	4	4	4	4	4	4	4	4	4	4	4	4	4		
28	PINK	11	27	99	10	10	10	10	10	10	10	30	30	30	30	30	30	30	30		
41	HAGGAR	12	59	93	93	93	30	30	30	30	30	30	69	69	69	69	69	69	69		
59	COLYVAS	13	99	59	59	59	93	93	93	93	69	69	28	28	28	28	28	28	28		
11	FITZGERALD	14	28	30	30	30	59	28	69	69	28	28	93	93	93	93	93	93	93		
69	CHAPMAN	15	69	28	28	28	28	69	28	28	93	93									
30	FISH	16	30	69	69	69	69	41													
27	TORIBA	17	41	41	41	41	41														
99	CONSTABLE	18																			

MSVR Masters Historic Festival - Brands Hatch - 30th/31st May 2026

Masters Racing Legends for 1966-1985 F1 Cars

RACE 10 - SECTOR ANALYSIS



SECTOR 1 = FL to I1, SECTOR 2 = I1 to I2, SECTOR 3 = I2 to FL, DIFF = Difference To Personal Best Lap, P = Crossed Finish Line in Pit Lane, D = Time Disallowed

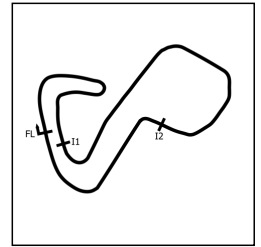
P1 77 Head Tom BRADSHAW		McLaren MP4/1(1982)					
IDEAL LAP TIME : 1:19.704		BEST LAP TIME : 1:19.759		DIFFERENCE : 0.055			
LAP	SECTOR 1	SECTOR 2	SECTOR 3	LAP TIME	MPH	DIFF	TIME OF DAY
1 -		36.400	19.325	1:26.543	101.21	6.784	15:33:50.072
2 -	25.886	35.680	19.301	1:20.867	108.32	1.108	15:35:10.939
3 -	26.262	35.323	19.221	1:20.806	108.40	1.047	15:36:31.745
4 -	25.791	35.304	19.160	1:20.255	109.15	0.496	15:37:52.000
5 -	25.808	35.151	19.046	1:20.005	109.49	0.246	15:39:12.005
6 -	25.711	35.067	19.000	1:19.778 (2)	109.80	0.019	15:40:31.783
7 -	25.637	35.070	19.133	1:19.840 (3)	109.71	0.081	15:41:51.623
8 -	25.641	35.067	19.051	1:19.759 (1)	109.82		15:43:11.382
9 -	25.927	37.700	19.485	1:23.112	105.39	3.353	15:44:34.494
10 -	26.368	37.203	19.574	1:23.145	105.35	3.386	15:45:57.639
11 -	26.621	35.652	19.291	1:21.564	107.39	1.805	15:47:19.203
12 -	26.050	35.413	19.536	1:20.999	108.14	1.240	15:48:40.202
13 -	26.178	35.341	19.250	1:20.769	108.45	1.010	15:50:00.971
14 -	26.102	35.578	19.535	1:21.215	107.85	1.456	15:51:22.186
15 -	26.130	35.353	19.668	1:21.151	107.94	1.392	15:52:43.337
16 -	26.760	35.432	19.229	1:21.421	107.58	1.662	15:54:04.758
17 -	26.225	35.549	19.210	1:20.984	108.16	1.225	15:55:25.742
18 -	26.232	35.959	19.369	1:21.560	107.40	1.801	15:56:47.302
19 -	26.335	36.187	19.760	1:22.282	106.46	2.523	15:58:09.584

P2 37 Head Werner D'ANSEMBOURG		Williams FW07C (1980)					
IDEAL LAP TIME : 1:20.480		BEST LAP TIME : 1:20.487		DIFFERENCE : 0.007			
LAP	SECTOR 1	SECTOR 2	SECTOR 3	LAP TIME	MPH	DIFF	TIME OF DAY
1 -		37.913	20.264	1:29.463	97.91	8.976	15:33:52.992
2 -	26.533	35.962	19.294	1:21.789	107.10	1.302	15:35:14.781
3 -	25.911	35.977	19.328	1:21.216	107.85	0.729	15:36:35.997
4 -	25.800	35.766	19.235	1:20.801 (3)	108.41	0.314	15:37:56.798
5 -	25.729	35.638	19.120	1:20.487 (1)	108.83		15:39:17.285
6 -	25.860	35.660	19.343	1:20.863	108.32	0.376	15:40:38.148
7 -	25.821	35.714	19.565	1:21.100	108.01	0.613	15:41:59.248
8 -	25.788	36.031	19.179	1:20.998	108.14	0.511	15:43:20.246
9 -	25.850	35.683	19.163	1:20.696 (2)	108.55	0.209	15:44:40.942
10 -	26.261	35.635	19.380	1:21.276	107.77	0.789	15:46:02.218
11 -	25.911	36.178	19.220	1:21.309	107.73	0.822	15:47:23.527
12 -	25.931	35.631	19.304	1:20.866	108.32	0.379	15:48:44.393
13 -	25.811	36.163	19.413	1:21.387	107.63	0.900	15:50:05.780
14 -	25.894	35.861	19.578	1:21.333	107.70	0.846	15:51:27.113
15 -	26.062	35.999	19.378	1:21.439	107.56	0.952	15:52:48.552
16 -	26.022	35.860	19.424	1:21.306	107.73	0.819	15:54:09.858
17 -	25.871	35.838	19.223	1:20.932	108.23	0.445	15:55:30.790
18 -	25.955	35.696	19.198	1:20.849	108.34	0.362	15:56:51.639
19 -	26.735	36.038	19.495	1:22.268	106.47	1.781	15:58:13.907

MSVR Masters Historic Festival - Brands Hatch - 30th/31st May 2026

Masters Racing Legends for 1966-1985 F1 Cars

RACE 10 - SECTOR ANALYSIS



SECTOR 1 = FL to I1, SECTOR 2 = I1 to I2, SECTOR 3 = I2 to FL, DIFF = Difference To Personal Best Lap, P = Crossed Finish Line in Pit Lane, D = Time Disallowed

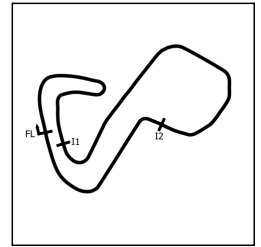
P3 78 Head Warren BRIGGS			McLaren M29C (1979)				
IDEAL LAP TIME : 1:21.541		BEST LAP TIME : 1:21.619		DIFFERENCE : 0.078			
LAP	SECTOR 1	SECTOR 2	SECTOR 3	LAP TIME	MPH	DIFF	TIME OF DAY
1 -		39.128	20.011	1:30.534	96.75	8.915	15:33:54.063
2 -	26.948	37.033	19.518	1:23.499	104.90	1.880	15:35:17.562
3 -	26.482	36.327	19.571	1:22.380	106.33	0.761	15:36:39.942
4 -	26.039	35.984	19.645	1:21.668 (2)	107.26	0.049	15:38:01.610
5 -	26.449	36.111	19.583	1:22.143	106.64	0.524	15:39:23.753
6 -	26.093	35.986	19.540	1:21.619 (1)	107.32		15:40:45.372
7 -	26.278	36.340	19.555	1:22.173	106.60	0.554	15:42:07.545
8 -	26.157	36.296	19.689	1:22.142 (3)	106.64	0.523	15:43:29.687
9 -	26.431	37.007	19.609	1:23.047	105.48	1.428	15:44:52.734
10 -	26.289	36.685	19.762	1:22.736	105.87	1.117	15:46:15.470
11 -	26.463	36.636	20.025	1:23.124	105.38	1.505	15:47:38.594
12 -	26.384	36.628	19.617	1:22.629	106.01	1.010	15:49:01.223
13 -	26.297	36.400	19.865	1:22.562	106.10	0.943	15:50:23.785
14 -	26.687	36.513	19.785	1:22.985	105.55	1.366	15:51:46.770
15 -	26.596	37.201	19.789	1:23.586	104.80	1.967	15:53:10.356
16 -	26.382	36.471	19.903	1:22.756	105.85	1.137	15:54:33.112
17 -	26.645	36.839	19.735	1:23.219	105.26	1.600	15:55:56.331
18 -	26.504	37.369	19.657	1:23.530	104.87	1.911	15:57:19.861
19 -	26.755	37.274	20.134	1:24.163	104.08	2.544	15:58:44.024

P4 27 Head Yutaka TORIBA			Williams FW07C (1981)				
IDEAL LAP TIME : 1:20.639		BEST LAP TIME : 1:21.236		DIFFERENCE : 0.597			
LAP	SECTOR 1	SECTOR 2	SECTOR 3	LAP TIME	MPH	DIFF	TIME OF DAY
1 -		40.923	20.132	1:37.223	90.10	15.987	15:34:00.752
2 -	27.773	36.800	19.707	1:24.280	103.93	3.044	15:35:25.032
3 -	27.591	36.677	19.545	1:23.813	104.51	2.577	15:36:48.845
4 -	26.621	36.543	19.559	1:22.723	105.89	1.487	15:38:11.568
5 -	27.579	36.333	19.434	1:23.346	105.10	2.110	15:39:34.914
6 -	26.257	36.200	19.883	1:22.340	106.38	1.104	15:40:57.254
7 -	26.599	38.168	19.823	1:24.590	103.55	3.354	15:42:21.844
8 -	26.367	38.194	19.901	1:24.462	103.71	3.226	15:43:46.306
9 -	26.746	37.556	19.758	1:24.060	104.20	2.824	15:45:10.366
10 -	26.672	36.794	19.989	1:23.455	104.96	2.219	15:46:33.821
11 -	26.332	36.071	19.484	1:21.887	106.97	0.651	15:47:55.708
12 -	26.544	36.087	19.324	1:21.955	106.88	0.719	15:49:17.663
13 -	26.143	38.543	21.565	1:26.251	101.56	5.015	15:50:43.914
14 -	26.907	37.915	19.565	1:24.387	103.80	3.151	15:52:08.301
15 -	26.203	36.125	19.387	1:21.715	107.19	0.479	15:53:30.016
16 -	26.084	36.148	19.315	1:21.547 (3)	107.42	0.311	15:54:51.563
17 -	26.555	35.764	19.363	1:21.682	107.24	0.446	15:56:13.245
18 -	26.533	35.769	19.216	1:21.518 (2)	107.45	0.282	15:57:34.763
19 -	26.192	35.339	19.705	1:21.236 (1)	107.83		15:58:55.999

MSVR Masters Historic Festival - Brands Hatch - 30th/31st May 2026

Masters Racing Legends for 1966-1985 F1 Cars

RACE 10 - SECTOR ANALYSIS



SECTOR 1 = FL to I1, SECTOR 2 = I1 to I2, SECTOR 3 = I2 to FL, DIFF = Difference To Personal Best Lap, P = Crossed Finish Line in Pit Lane, D = Time Disallowed

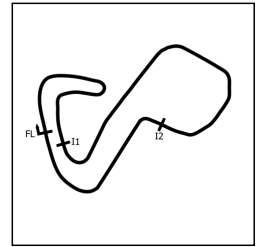
P5 99 Head Jamie CONSTABLE		Tyrrell 011 (1982)					
IDEAL LAP TIME : 1:21.887		BEST LAP TIME : 1:22.092		DIFFERENCE : 0.205			
LAP	SECTOR 1	SECTOR 2	SECTOR 3	LAP TIME	MPH	DIFF	TIME OF DAY
1 -		42.065	20.341	1:38.911	88.56	16.819	15:34:02.440
2 -	27.205	36.880	19.610	1:23.695	104.66	1.603	15:35:26.135
3 -	26.874	38.213	20.712	1:25.799	102.09	3.707	15:36:51.934
4 -	26.594	36.678	19.797	1:23.069	105.45	0.977	15:38:15.003
5 -	26.664	37.839	20.219	1:24.722	103.39	2.630	15:39:39.725
6 -	26.194	37.302	20.467	1:23.963	104.32	1.871	15:41:03.688
7 -	26.077	36.292	19.723	1:22.092 (1)	106.70		15:42:25.780
8 -	27.252	36.466	19.617	1:23.335	105.11	1.243	15:43:49.115
9 -	26.837	36.997	20.235	1:24.069	104.19	1.977	15:45:13.184
10 -	26.801	37.172	20.248	1:24.221	104.01	2.129	15:46:37.405
11 -	26.865	37.231	19.791	1:23.887	104.42	1.795	15:48:01.292
12 -	26.489	36.703	20.269	1:23.461	104.95	1.369	15:49:24.753
13 -	26.564	36.754	19.970	1:23.288	105.17	1.196	15:50:48.041
14 -	26.398	36.482	20.016	1:22.896 (3)	105.67	0.804	15:52:10.937
15 -	26.420	36.449	19.518	1:22.387 (2)	106.32	0.295	15:53:33.324
16 -	26.556	36.701	19.763	1:23.020	105.51	0.928	15:54:56.344
17 -	26.568	37.240	19.750	1:23.558	104.83	1.466	15:56:19.902
18 -	26.552	36.776	19.648	1:22.976	105.57	0.884	15:57:42.878
19 -	26.800	37.073	20.700	1:24.573	103.57	2.481	15:59:07.451

P6 26 Head Mark HAZELL		Williams FW07B (1980)					
IDEAL LAP TIME : 1:23.164		BEST LAP TIME : 1:23.888		DIFFERENCE : 0.724			
LAP	SECTOR 1	SECTOR 2	SECTOR 3	LAP TIME	MPH	DIFF	TIME OF DAY
1 -		38.174	20.879	1:29.194	98.21	5.306	15:33:52.723
2 -	27.724	37.614	20.852	1:26.190	101.63	2.302	15:35:18.913
3 -	26.931	37.209	20.121	1:24.261	103.96	0.373	15:36:43.174
4 -	26.797	36.507	20.584	1:23.888 (1)	104.42		15:38:07.062
5 -	26.891	36.457	20.768	1:24.116 (2)	104.14	0.228	15:39:31.178
6 -	26.857	37.460	20.646	1:24.963	103.10	1.075	15:40:56.141
7 -	27.116	37.337	20.196	1:24.649	103.48	0.761	15:42:20.790
8 -	26.875	38.113	19.952	1:24.940	103.12	1.052	15:43:45.730
9 -	26.798	36.751	20.765	1:24.314	103.89	0.426	15:45:10.044
10 -	26.902	36.989	20.859	1:24.750	103.36	0.862	15:46:34.794
11 -	27.132	36.633	20.843	1:24.608	103.53	0.720	15:47:59.402
12 -	27.369	37.264	21.171	1:25.804	102.09	1.916	15:49:25.206
13 -	27.284	37.763	20.225	1:25.272	102.72	1.384	15:50:50.478
14 -	27.069	36.415	20.689	1:24.173 (3)	104.06	0.285	15:52:14.651
15 -	27.166	38.324	20.425	1:25.915	101.95	2.027	15:53:40.566
16 -	27.545	36.854	21.148	1:25.547	102.39	1.659	15:55:06.113
17 -	27.258	37.389	20.079	1:24.726	103.39	0.838	15:56:30.839
18 -	27.256	37.170	20.303	1:24.729	103.38	0.841	15:57:55.568
19 -	27.302	36.848	20.630	1:24.780	103.32	0.892	15:59:20.348

MSVR Masters Historic Festival - Brands Hatch - 30th/31st May 2026

Masters Racing Legends for 1966-1985 F1 Cars

RACE 10 - SECTOR ANALYSIS



SECTOR 1 = FL to I1, SECTOR 2 = I1 to I2, SECTOR 3 = I2 to FL, DIFF = Difference To Personal Best Lap, P = Crossed Finish Line in Pit Lane, D = Time Disallowed

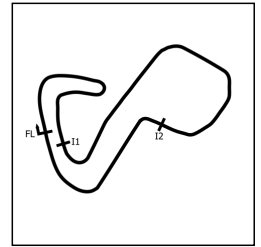
P7		3 Lauda James HAGAN		Tyrrell 011B (1983)			
IDEAL LAP TIME : 1:24.682		BEST LAP TIME : 1:24.946		DIFFERENCE : 0.264			
LAP	SECTOR 1	SECTOR 2	SECTOR 3	LAP TIME	MPH	DIFF	TIME OF DAY
1 -		39.183	20.332	1:31.524	95.71	6.578	15:33:55.053
2 -	27.807	38.074	20.111	1:25.992	101.86	1.046	15:35:21.045
3 -	27.108	37.713	20.125	1:24.946 (1)	103.12		15:36:45.991
4 -	27.237	37.838	20.338	1:25.413 (2)	102.55	0.467	15:38:11.404
5 -	28.139	37.734	20.426	1:26.299	101.50	1.353	15:39:37.703
6 -	27.376	37.978	21.020	1:26.374	101.41	1.428	15:41:04.077
7 -	27.286	38.466	20.328	1:26.080	101.76	1.134	15:42:30.157
8 -	28.046	37.819	20.306	1:26.171	101.65	1.225	15:43:56.328
9 -	27.450	38.538	20.273	1:26.261	101.55	1.315	15:45:22.589
10 -	27.472	38.022	20.274	1:25.768	102.13	0.822	15:46:48.357
11 -	27.221	38.134	20.357	1:25.712	102.20	0.766	15:48:14.069
12 -	27.597	38.577	20.335	1:26.509	101.25	1.563	15:49:40.578
13 -	27.469	38.113	20.298	1:25.880	102.00	0.934	15:51:06.458
14 -	27.787	37.649	19.987	1:25.423 (3)	102.54	0.477	15:52:31.881
15 -	27.805	37.799	20.099	1:25.703	102.21	0.757	15:53:57.584
16 -	27.765	38.011	19.987	1:25.763	102.14	0.817	15:55:23.347
17 -	28.256	38.609	19.925	1:26.790	100.93	1.844	15:56:50.137
18 -	29.936	38.040	20.266	1:28.242	99.27	3.296	15:58:18.379

P8		57 Fittipaldi Martin BULLOCK		Williams FW06 (1978)			
IDEAL LAP TIME : 1:24.750		BEST LAP TIME : 1:25.296		DIFFERENCE : 0.546			
LAP	SECTOR 1	SECTOR 2	SECTOR 3	LAP TIME	MPH	DIFF	TIME OF DAY
1 -		39.180	20.375	1:32.273	94.93	6.977	15:33:55.802
2 -	28.002	37.792	20.982	1:26.776	100.94	1.480	15:35:22.578
3 -	27.294	37.113	20.889	1:25.296 (1)	102.69		15:36:47.874
4 -	27.461	37.799	20.971	1:26.231	101.58	0.935	15:38:14.105
5 -	27.314	37.118	21.380	1:25.812 (2)	102.08	0.516	15:39:39.917
6 -	27.497	38.136	20.524	1:26.157 (3)	101.67	0.861	15:41:06.074
7 -	27.570	38.601	20.343	1:26.514	101.25	1.218	15:42:32.588
8 -	27.760	38.940	20.474	1:27.174	100.48	1.878	15:43:59.762
9 -	27.595	38.860	21.543	1:27.998	99.54	2.702	15:45:27.760
10 -	27.820	37.865	21.330	1:27.015	100.67	1.719	15:46:54.775
11 -	27.905	37.858	21.202	1:26.965	100.72	1.669	15:48:21.740
12 -	28.148	37.799	21.284	1:27.231	100.42	1.935	15:49:48.971
13 -	27.977	37.762	21.168	1:26.907	100.79	1.611	15:51:15.878
14 -	27.706	38.216	21.087	1:27.009	100.67	1.713	15:52:42.887
15 -	28.422	38.074	20.780	1:27.276	100.36	1.980	15:54:10.163
16 -	27.585	37.382	21.222	1:26.189	101.63	0.893	15:55:36.352
17 -	27.784	37.424	21.116	1:26.324	101.47	1.028	15:57:02.676
18 -	27.663	37.448	21.218	1:26.329	101.47	1.033	15:58:29.005

MSVR Masters Historic Festival - Brands Hatch - 30th/31st May 2026

Masters Racing Legends for 1966-1985 F1 Cars

RACE 10 - SECTOR ANALYSIS



SECTOR 1 = FL to I1, SECTOR 2 = I1 to I2, SECTOR 3 = I2 to FL, DIFF = Difference To Personal Best Lap, P = Crossed Finish Line in Pit Lane, D = Time Disallowed

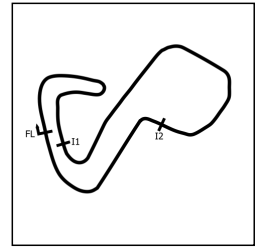
P9		10 Fittipaldi John SPIERS		March 761 (1976)			
IDEAL LAP TIME : 1:25.248		BEST LAP TIME : 1:25.413		DIFFERENCE : 0.165			
LAP	SECTOR 1	SECTOR 2	SECTOR 3	LAP TIME	MPH	DIFF	TIME OF DAY
1 -		38.830	21.576	1:34.052	93.13	8.639	15:33:57.581
2 -	27.964	37.425	21.373	1:26.762	100.96	1.349	15:35:24.343
3 -	28.625	38.931	20.952	1:28.508	98.97	3.095	15:36:52.851
4 -	27.866	37.879	21.086	1:26.831	100.88	1.418	15:38:19.682
5 -	27.790	37.496	21.104	1:26.390	101.39	0.977	15:39:46.072
6 -	27.856	37.333	21.026	1:26.215	101.60	0.802	15:41:12.287
7 -	27.535	37.710	21.001	1:26.246	101.56	0.833	15:42:38.533
8 -	27.585	39.377	21.069	1:28.031	99.50	2.618	15:44:06.564
9 -	27.353	39.064	21.892	1:28.309	99.19	2.896	15:45:34.873
10 -	28.049	38.656	21.641	1:28.346	99.15	2.933	15:47:03.219
11 -	27.776	37.444	21.096	1:26.316	101.48	0.903	15:48:29.535
12 -	27.965	37.344	20.806	1:26.115 (3)	101.72	0.702	15:49:55.650
13 -	28.024	37.719	22.375	1:28.118	99.41	2.705	15:51:23.768
14 -	28.017	38.175	21.344	1:27.536	100.07	2.123	15:52:51.304
15 -	28.028	37.482	21.189	1:26.699	101.03	1.286	15:54:18.003
16 -	27.958	39.071	20.753	1:27.782	99.79	2.369	15:55:45.785
17 -	27.688	37.282	20.912	1:25.882 (2)	101.99	0.469	15:57:11.667
18 -	27.515	37.142	20.756	1:25.413 (1)	102.55		15:58:37.080

P10		4 Lauda Ian SIMMONDS		Tyrrell 012 (1983)			
IDEAL LAP TIME : 1:25.894		BEST LAP TIME : 1:26.096		DIFFERENCE : 0.202			
LAP	SECTOR 1	SECTOR 2	SECTOR 3	LAP TIME	MPH	DIFF	TIME OF DAY
1 -		39.375	20.791	1:33.444	93.74	7.348	15:33:56.973
2 -	27.766	38.452	21.019	1:27.237	100.41	1.141	15:35:24.210
3 -	27.516	39.421	21.488	1:28.425	99.06	2.329	15:36:52.635
4 -	27.596	38.717	20.483	1:26.796	100.92	0.700	15:38:19.431
5 -	27.428	38.447	20.567	1:26.442 (3)	101.33	0.346	15:39:45.873
6 -	27.378	38.145	20.573	1:26.096 (1)	101.74		15:41:11.969
7 -	27.302	38.393	20.447	1:26.142 (2)	101.69	0.046	15:42:38.111
8 -	27.673	39.531	20.585	1:27.789	99.78	1.693	15:44:05.900
9 -	27.517	39.758	21.291	1:28.566	98.90	2.470	15:45:34.466
10 -	28.133	39.487	20.968	1:28.588	98.88	2.492	15:47:03.054
11 -	28.369	39.091	20.893	1:28.353	99.14	2.257	15:48:31.407
12 -	27.854	38.812	20.843	1:27.509	100.10	1.413	15:49:58.916
13 -	28.098	39.142	21.218	1:28.458	99.02	2.362	15:51:27.374
14 -	27.656	38.814	21.047	1:27.517	100.09	1.421	15:52:54.891
15 -	28.047	38.629	20.758	1:27.434	100.18	1.338	15:54:22.325
16 -	28.084	38.752	20.729	1:27.565	100.03	1.469	15:55:49.890
17 -	27.745	39.989	20.763	1:28.497	98.98	2.401	15:57:18.387
18 -	27.715	39.563	20.898	1:28.176	99.34	2.080	15:58:46.563

MSVR Masters Historic Festival - Brands Hatch - 30th/31st May 2026

Masters Racing Legends for 1966-1985 F1 Cars

RACE 10 - SECTOR ANALYSIS



SECTOR 1 = FL to I1, SECTOR 2 = I1 to I2, SECTOR 3 = I2 to FL, DIFF = Difference To Personal Best Lap, P = Crossed Finish Line in Pit Lane, D = Time Disallowed

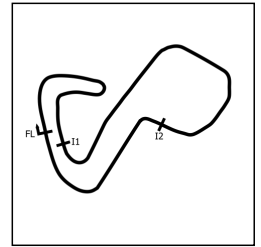
P11 30 Head Simon FISH		Arrows A4 (1982)					
IDEAL LAP TIME : 1:25.791		BEST LAP TIME : 1:26.033		DIFFERENCE : 0.242			
LAP	SECTOR 1	SECTOR 2	SECTOR 3	LAP TIME	MPH	DIFF	TIME OF DAY
1 -		43.386	22.033	1:41.523	86.28	15.490	15:34:05.052
2 -	29.016	40.470	21.165	1:30.651	96.63	4.618	15:35:35.703
3 -	27.739	39.233	20.608	1:27.580	100.02	1.547	15:37:03.283
4 -	27.741	39.000	20.552	1:27.293	100.34	1.260	15:38:30.576
5 -	28.365	39.229	20.819	1:28.413	99.07	2.380	15:39:58.989
6 -	27.742	38.310	20.531	1:26.583	101.17	0.550	15:41:25.572
7 -	28.091	38.600	20.331	1:27.022	100.66	0.989	15:42:52.594
8 -	27.871	38.947	20.307	1:27.125	100.54	1.092	15:44:19.719
9 -	27.780	37.984	20.430	1:26.194 (2)	101.62	0.161	15:45:45.913
10 -	27.840	38.332	20.852	1:27.024	100.66	0.991	15:47:12.937
11 -	28.125	38.322	20.975	1:27.422	100.20	1.389	15:48:40.359
12 -	28.062	39.387	20.629	1:28.078	99.45	2.045	15:50:08.437
13 -	27.682	38.297	20.476	1:26.455 (3)	101.32	0.422	15:51:34.892
14 -	27.969	38.487	20.465	1:26.921	100.77	0.888	15:53:01.813
15 -	27.794	38.099	20.712	1:26.605	101.14	0.572	15:54:28.418
16 -	27.842	37.991	20.200	1:26.033 (1)	101.81		15:55:54.451
17 -	27.948	39.252	20.223	1:27.423	100.20	1.390	15:57:21.874
18 -	27.607	39.922	20.487	1:28.016	99.52	1.983	15:58:49.890

P12 69 Fittipaldi Oliver CHAPMAN		March 761 (1977)					
IDEAL LAP TIME : 1:25.456		BEST LAP TIME : 1:25.669		DIFFERENCE : 0.213			
LAP	SECTOR 1	SECTOR 2	SECTOR 3	LAP TIME	MPH	DIFF	TIME OF DAY
1 -		43.656	22.009	1:41.368	86.41	15.699	15:34:04.897
2 -	29.574	40.465	21.443	1:31.482	95.75	5.813	15:35:36.379
3 -	29.062	40.332	21.319	1:30.713	96.56	5.044	15:37:07.092
4 -	28.667	40.143	20.964	1:29.774	97.57	4.105	15:38:36.866
5 -	28.792	40.555	20.711	1:30.058	97.26	4.389	15:40:06.924
6 -	28.782	39.880	21.720	1:30.382	96.92	4.713	15:41:37.306
7 -	28.475	39.141	20.212	1:27.828	99.73	2.159	15:43:05.134
8 -	28.168	39.261	20.262	1:27.691	99.89	2.022	15:44:32.825
9 -	27.973	38.163	20.921	1:27.057	100.62	1.388	15:45:59.882
10 -	27.862	38.447	20.237	1:26.546	101.21	0.877	15:47:26.428
11 -	27.759	38.237	20.548	1:26.544	101.21	0.875	15:48:52.972
12 -	27.686	37.915	20.238	1:25.839 (2)	102.04	0.170	15:50:18.811
13 -	28.095	38.141	20.030	1:26.266	101.54	0.597	15:51:45.077
14 -	27.781	38.589	20.184	1:26.554	101.20	0.885	15:53:11.631
15 -	27.835	37.922	20.204	1:25.961 (3)	101.90	0.292	15:54:37.592
16 -	27.659	37.819	20.191	1:25.669 (1)	102.25		15:56:03.261
17 -	38.003	38.567	20.381	1:36.951	90.35	11.282	15:57:40.212
18 -	27.896	37.767	20.601	1:26.264	101.54	0.595	15:59:06.476

MSVR Masters Historic Festival - Brands Hatch - 30th/31st May 2026

Masters Racing Legends for 1966-1985 F1 Cars

RACE 10 - SECTOR ANALYSIS



SECTOR 1 = FL to I1, SECTOR 2 = I1 to I2, SECTOR 3 = I2 to FL, DIFF = Difference To Personal Best Lap, P = Crossed Finish Line in Pit Lane, D = Time Disallowed

P13 28 Head Nick PINK			Arrows A5 (1982)				
IDEAL LAP TIME : 1:28.280		BEST LAP TIME : 1:28.915		DIFFERENCE : 0.635			
LAP	SECTOR 1	SECTOR 2	SECTOR 3	LAP TIME	MPH	DIFF	TIME OF DAY
1 -		43.698	22.266	1:40.989	86.74	12.074	15:34:04.518
2 -	28.748	40.207	22.745	1:31.700	95.52	2.785	15:35:36.218
3 -	28.668	39.778	22.201	1:30.647	96.63	1.732	15:37:06.865
4 -	28.319	40.301	21.232	1:29.852	97.49	0.937	15:38:36.717
5 -	28.791	39.476	21.857	1:30.124	97.19	1.209	15:40:06.841
6 -	28.432	39.239	22.215	1:29.886	97.45	0.971	15:41:36.727
7 -	28.271	40.841	21.604	1:30.716	96.56	1.801	15:43:07.443
8 -	28.518	40.537	22.112	1:31.167	96.08	2.252	15:44:38.610
9 -	28.961	39.536	22.015	1:30.512	96.78	1.597	15:46:09.122
10 -	28.912	39.404	22.764	1:31.080	96.17	2.165	15:47:40.202
11 -	28.450	39.978	22.127	1:30.555	96.73	1.640	15:49:10.757
12 -	28.182	39.311	21.804	1:29.297 (2)	98.09	0.382	15:50:40.054
13 -	28.523	40.348	22.166	1:31.037	96.22	2.122	15:52:11.091
14 -	28.910	39.485	22.657	1:31.052	96.20	2.137	15:53:42.143
15 -	28.190	38.866	21.859	1:28.915 (1)	98.51		15:55:11.058
16 -	28.544	39.842	21.532	1:29.918	97.42	1.003	15:56:40.976
17 -	28.428	39.036	22.077	1:29.541 (3)	97.83	0.626	15:58:10.517

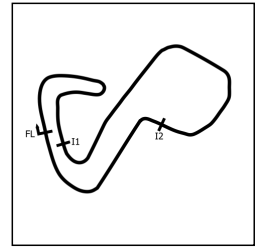
P14 93 Head Marc SYDOW			Shadow DN9 (1979)				
IDEAL LAP TIME : 1:28.633		BEST LAP TIME : 1:29.185		DIFFERENCE : 0.552			
LAP	SECTOR 1	SECTOR 2	SECTOR 3	LAP TIME	MPH	DIFF	TIME OF DAY
1 -		40.770	21.299	1:36.469	90.80	7.284	15:33:59.998
2 -	28.678	40.082	21.261	1:30.021	97.30	0.836	15:35:30.019
3 -	28.614	39.906	21.147	1:29.667 (3)	97.69	0.482	15:36:59.686
4 -	28.565	39.890	21.322	1:29.777	97.57	0.592	15:38:29.463
5 -	28.358	39.941	21.729	1:30.028	97.30	0.843	15:39:59.491
6 -	28.878	39.357	21.051	1:29.286 (2)	98.10	0.101	15:41:28.777
7 -	28.699	39.224	21.262	1:29.185 (1)	98.22		15:42:57.962
8 -	29.114	40.276	21.407	1:30.797	96.47	1.612	15:44:28.759
9 -	29.335	40.311	IN PIT	2:08.656 P	68.08	39.471	15:46:37.415
10 -	OUTLAP	40.477	21.834	1:35.363	91.85	6.178	15:48:12.778
11 -	29.049	39.999	21.401	1:30.449	96.84	1.264	15:49:43.227
12 -	29.061	39.858	21.374	1:30.293	97.01	1.108	15:51:13.520
13 -	28.852	39.558	22.886	1:31.296	95.94	2.111	15:52:44.816
14 -	28.577	40.183	21.275	1:30.035	97.29	0.850	15:54:14.851
15 -	28.522	41.482	22.642	1:32.646	94.55	3.461	15:55:47.497
16 -	29.339	41.328	21.682	1:32.349	94.85	3.164	15:57:19.846
17 -	29.441	39.711	21.707	1:30.859	96.41	1.674	15:58:50.705

P15 29 Lauda Valerio LEONE			Arrows A6 (1983)				
IDEAL LAP TIME : 1:22.898		BEST LAP TIME : 1:23.586		DIFFERENCE : 0.688			
LAP	SECTOR 1	SECTOR 2	SECTOR 3	LAP TIME	MPH	DIFF	TIME OF DAY
1 -		39.478	20.338	1:30.340	96.96	6.754	15:33:53.869
2 -	27.759	37.858	20.147	1:25.764	102.13	2.178	15:35:19.633
3 -	26.940	37.290	20.150	1:24.380	103.81	0.794	15:36:44.013
4 -	26.613	36.623	20.710	1:23.946 (2)	104.35	0.360	15:38:07.959
5 -	26.440	37.200	19.946	1:23.586 (1)	104.80		15:39:31.545
6 -	26.868	38.238	20.021	1:25.127	102.90	1.541	15:40:56.672
7 -	26.764	37.597	20.093	1:24.454	103.72	0.868	15:42:21.126
8 -	26.620	37.494	19.835	1:23.949 (3)	104.34	0.363	15:43:45.075
9 -	26.537	37.040	20.729	1:24.306	103.90	0.720	15:45:09.381
10 -	26.664	37.289	20.016	1:23.969	104.32	0.383	15:46:33.350
11 -	26.525	47.546					

MSVR Masters Historic Festival - Brands Hatch - 30th/31st May 2026

Masters Racing Legends for 1966-1985 F1 Cars

RACE 10 - SECTOR ANALYSIS



SECTOR 1 = FL to I1, SECTOR 2 = I1 to I2, SECTOR 3 = I2 to FL, DIFF = Difference To Personal Best Lap, P = Crossed Finish Line in Pit Lane, D = Time Disallowed

P16 41 Fittipaldi Paul Andrew HAGGAR		March 761 (1976)					
IDEAL LAP TIME : 1:36.502		BEST LAP TIME : 1:37.555		DIFFERENCE : 1.053			
LAP	SECTOR 1	SECTOR 2	SECTOR 3	LAP TIME	MPH	DIFF	TIME OF DAY
1 -		44.897	23.147	1:46.562	82.20	9.007	15:34:10.091
2 -	30.698	44.493	23.207	1:38.398 (3)	89.02	0.843	15:35:48.489
3 -	30.263	43.845	23.447	1:37.555 (1)	89.79		15:37:26.044
4 -	31.325	43.635	23.028	1:37.988 (2)	89.39	0.433	15:39:04.032
5 -	30.804	45.609	22.604	1:39.017	88.46	1.462	15:40:43.049
6 -	31.606	44.740	25.515	1:41.861	85.99	4.306	15:42:24.910
7 -	34.149						

P17 59 Fittipaldi Nick COLYVAS		Shadow DN5 (1975)					
IDEAL LAP TIME : 1:28.611		BEST LAP TIME : 1:28.794		DIFFERENCE : 0.183			
LAP	SECTOR 1	SECTOR 2	SECTOR 3	LAP TIME	MPH	DIFF	TIME OF DAY
1 -		41.455	21.903	1:38.556	88.88	9.762	15:34:02.085
2 -	28.926	40.198	20.976	1:30.100	97.22	1.306	15:35:32.185
3 -	28.500	39.487	20.807	1:28.794 (1)	98.65		15:37:00.979
4 -	28.442	39.987	20.933	1:29.362 (3)	98.02	0.568	15:38:30.341
5 -	28.317	39.897	21.143	1:29.357 (2)	98.03	0.563	15:39:59.698
6 -	28.979	40.920					

P18 11 Head Michael FITZGERALD		Tyrrell 011 (1982)					
IDEAL LAP TIME :		BEST LAP TIME :		DIFFERENCE :			
LAP	SECTOR 1	SECTOR 2	SECTOR 3	LAP TIME	MPH	DIFF	TIME OF DAY
1 -							

MSVR Masters Historic Festival - Brands Hatch - 30th/31st May 2026

Masters Racing Legends for 1966-1985 F1 Cars

RACE 10 - BEST SECTORS

POS	SECTOR 1		SECTOR 2		SECTOR 3		IDEAL / BEST COMPARISON						
	NO	TIME	NO	TIME	NO	TIME	POS	NO	NAME	IDEAL	BEST	DIFF	
										PERFECT LAP	1:19.704		
1	77	25.637	77	35.067	77	19.000	1	77	BRADSHAW	1:19.704	1:19.759	0.055	
2	37	25.729	27	35.339	37	19.120	2	37	D'ANSEMOURG	1:20.480	1:20.487	0.007	
3	78	26.039	37	35.631	27	19.216	3	27	TORIBA	1:20.639	1:21.236	0.597	
4	99	26.077	78	35.984	78	19.518	4	78	BRIGGS	1:21.541	1:21.619	0.078	
5	27	26.084	99	36.292	99	19.518	5	99	CONSTABLE	1:21.887	1:22.092	0.205	
6	29	26.440	26	36.415	29	19.835	6	29	LEONE	1:22.898	1:23.586	0.688	
7	26	26.797	29	36.623	3	19.925	7	26	HAZELL	1:23.164	1:23.888	0.724	
8	3	27.108	57	37.113	26	19.952	8	3	HAGAN	1:24.682	1:24.946	0.264	
9	57	27.294	10	37.142	69	20.030	9	57	BULLOCK	1:24.750	1:25.296	0.546	
10	4	27.302	3	37.649	30	20.200	10	10	SPIERS	1:25.248	1:25.413	0.165	
11	10	27.353	69	37.767	57	20.343	11	69	CHAPMAN	1:25.456	1:25.669	0.213	
12	30	27.607	30	37.984	4	20.447	12	30	FISH	1:25.791	1:26.033	0.242	
13	69	27.659	4	38.145	10	20.753	13	4	SIMMONDS	1:25.894	1:26.096	0.202	
14	28	28.182	28	38.866	59	20.807	14	28	PINK	1:28.280	1:28.915	0.635	
15	59	28.317	93	39.224	93	21.051	15	59	COLYVAS	1:28.611	1:28.794	0.183	
16	93	28.358	59	39.487	28	21.232	16	93	SYDOW	1:28.633	1:29.185	0.552	
17	41	30.263	41	43.635	41	22.604	17	41	HAGGAR	1:36.502	1:37.555	1.053	
18													

MSVR Masters Historic Festival - Brands Hatch - 30th/31st May 2026

Masters Racing Legends for 1966-1985 F1 Cars

RACE 10 - STATISTICS

Competitors Started 18
Planned Start 2026-05-31 @ 15:25:00.000
Actual Start 2026-05-31 @ 15:32:23.528
Finish Time 2026-05-31 @ 15:58:08.757
Track Length 2.4332mi.
Total Laps 277
Total Distance Covered 674.0212mi.

Session Fastest Lap History

NO	CL	NAME	LAP TIME	TIME OF DAY	LAP	VEHICLE
77	Head	Tom BRADSHAW	1:26.543	15:33:50.076	1	McLaren MP4/1(1982)
77	Head	Tom BRADSHAW	1:20.867	15:35:10.943	2	McLaren MP4/1(1982)
77	Head	Tom BRADSHAW	1:20.806	15:36:31.749	3	McLaren MP4/1(1982)
77	Head	Tom BRADSHAW	1:20.255	15:37:52.004	4	McLaren MP4/1(1982)
77	Head	Tom BRADSHAW	1:20.005	15:39:12.009	5	McLaren MP4/1(1982)
77	Head	Tom BRADSHAW	1:19.778	15:40:31.787	6	McLaren MP4/1(1982)
77	Head	Tom BRADSHAW	1:19.759	15:43:11.386	8	McLaren MP4/1(1982)

Session Leader History

NO	CL	NAME	FROM LAP	LAPS LED	DISTANCE	VEHICLE
77	Head	Tom BRADSHAW	1	19	46.23 miles	McLaren MP4/1(1982)

Flag History

TYPE	TIME OF DAY
GREEN	15:32:23.528
FINISH	15:58:08.757

Flag Statistics

TYPE	COUNT	TOTAL LAPS	TOTAL TIME
Green	1	19	28:11.340
Red	0	0	0.000
Safety Car	0	0	0.000
FCY	0	0	0.000

MSVR Masters Historic Festival - Brands Hatch - 30th/31st May 2026

Masters Racing Legends for 1966-1985 F1 Cars

RACE 10 - STATISTICS

CLASS : Fittipaldi

5 Starters

Fastest Lap History

NO	NAME	LAP TIME	TIME OF DAY	LAP	VEHICLE
57	Martin BULLOCK	1:32.273	15:33:55.809	1	Williams FW06 (1978)
57	Martin BULLOCK	1:26.776	15:35:22.584	2	Williams FW06 (1978)
10	John SPIERS	1:26.762	15:35:24.352	2	March 761 (1976)
57	Martin BULLOCK	1:25.296	15:36:47.881	3	Williams FW06 (1978)

Leader History

NO	NAME	FROM LAP	LAPS LED	DISTANCE	VEHICLE
57	Martin BULLOCK	1	18	43.79 miles	Williams FW06 (1978)

MSVR Masters Historic Festival - Brands Hatch - 30th/31st May 2026

Masters Racing Legends for 1966-1985 F1 Cars

RACE 10 - STATISTICS

CLASS : Head

10 Starters

Fastest Lap History

NO	NAME	LAP TIME	TIME OF DAY	LAP	VEHICLE
77	Tom BRADSHAW	1:26.543	15:33:50.076	1	McLaren MP4/1(1982)
77	Tom BRADSHAW	1:20.867	15:35:10.943	2	McLaren MP4/1(1982)
77	Tom BRADSHAW	1:20.806	15:36:31.749	3	McLaren MP4/1(1982)
77	Tom BRADSHAW	1:20.255	15:37:52.004	4	McLaren MP4/1(1982)
77	Tom BRADSHAW	1:20.005	15:39:12.009	5	McLaren MP4/1(1982)
77	Tom BRADSHAW	1:19.778	15:40:31.787	6	McLaren MP4/1(1982)
77	Tom BRADSHAW	1:19.759	15:43:11.386	8	McLaren MP4/1(1982)

Leader History

NO	NAME	FROM LAP	LAPS LED	DISTANCE	VEHICLE
77	Tom BRADSHAW	1	19	46.23 miles	McLaren MP4/1(1982)

MSVR Masters Historic Festival - Brands Hatch - 30th/31st May 2026

Masters Racing Legends for 1966-1985 F1 Cars

RACE 10 - STATISTICS

CLASS : Lauda

3 Starters

Fastest Lap History

NO	NAME	LAP TIME	TIME OF DAY	LAP	VEHICLE
29	Valerio LEONE	1:30.340	15:33:53.880	1	Arrows A6 (1983)
29	Valerio LEONE	1:25.764	15:35:19.645	2	Arrows A6 (1983)
29	Valerio LEONE	1:24.380	15:36:44.026	3	Arrows A6 (1983)
29	Valerio LEONE	1:23.946	15:38:07.972	4	Arrows A6 (1983)
29	Valerio LEONE	1:23.586	15:39:31.557	5	Arrows A6 (1983)

Leader History

NO	NAME	FROM LAP	LAPS LED	DISTANCE	VEHICLE
29	Valerio LEONE	1	10	24.33 miles	Arrows A6 (1983)
3	James HAGAN	11	8	19.46 miles	Tyrrell 011B (1983)