



## **MASTERS GENTLEMEN DRIVERS**

**For Pre-1966 GT, GTS and invited GTP Cars**

## **MASTERS PRE-66 TOURING CARS**

**Pre-66 Competition Touring cars from FIA Period E & F**



**MSVR Masters Historic Festival**

**Brands Hatch GP**

**30<sup>th</sup> May 2026**



**SPORTS TIMING**

**TIMING SOLUTIONS LTD**

**Timing & Results Provided by Timing Solutions Ltd**

**[www.tsl-timing.com](http://www.tsl-timing.com)**



BrandsHatch

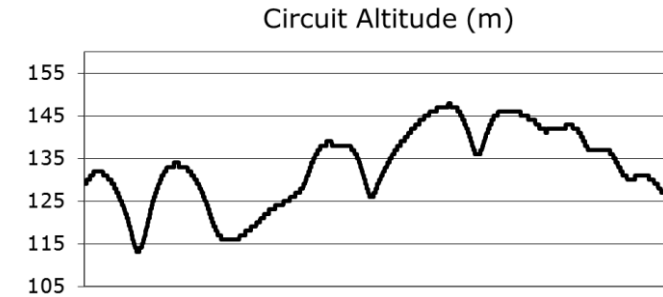
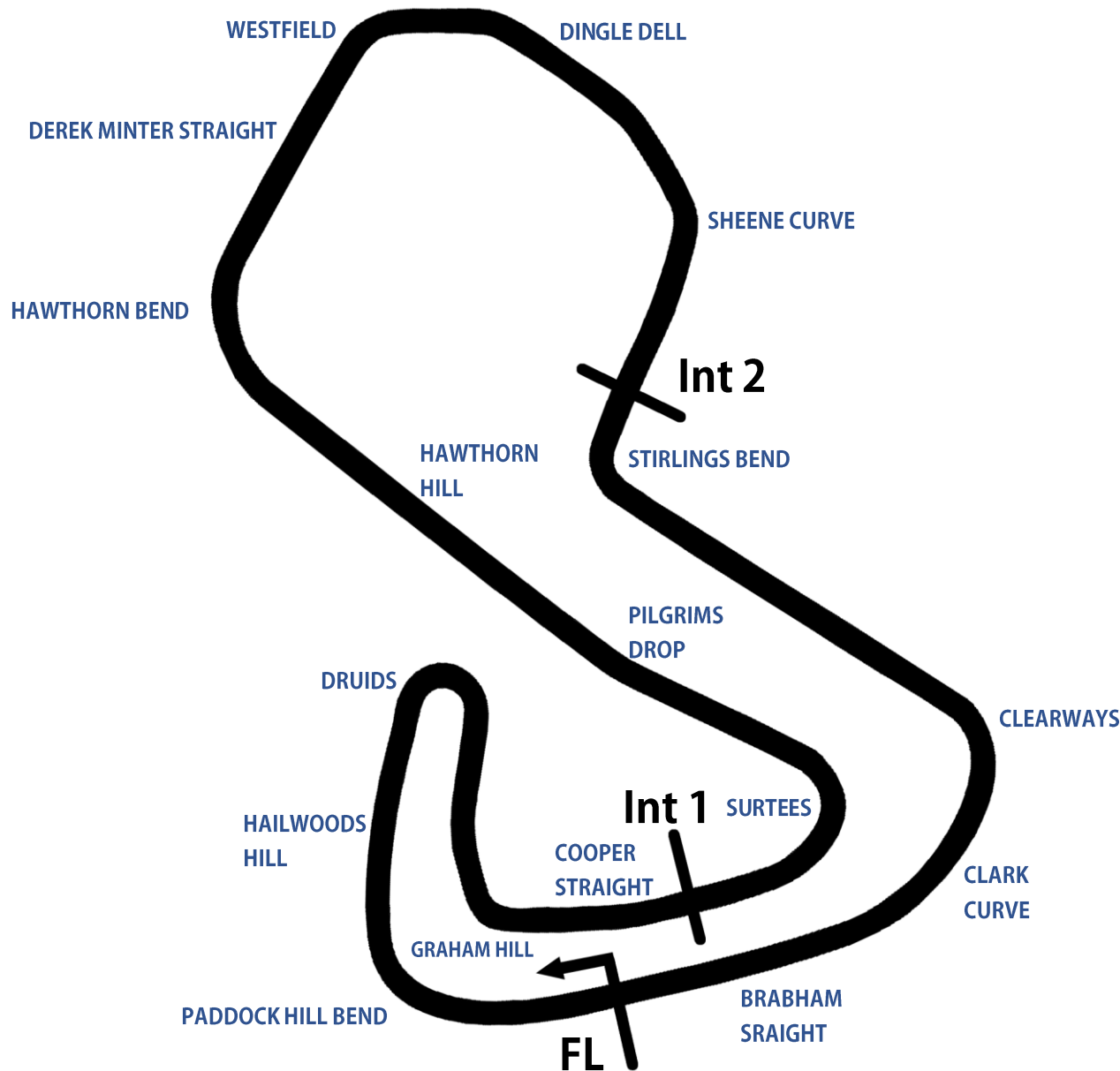
# Brands Hatch Grand Prix Circuit

Fawkham, Longfield, Kent, UK



SPORTS TIMING

TIMING SOLUTIONS LTD



Length	2.4332 miles   3.916 km   3916.0 m		
FL		51.36032 N	0.26032 E
Int 1	1116m	51.35934 N	0.25955 E
Int 2	2928m	51.35532 N	0.26250 E
Pit Entry	3646m	51.35911 N	0.25743 E
Pit Exit	26m after FL	51.36027 N	0.26078 E
Pit Entry - Pit Exit	277m, 19.9s @ 50kph, 16.6s @ 60kph		

Results & Live Timing available at – [www.tsl-timing.com](http://www.tsl-timing.com)

Updated - 24/01/2024 10:10

# MSVR Masters Historic Festival - Brands Hatch - 30th/31st May 2026

## Masters Gentlemen Drivers & Pre-66 Touring Cars

### QUALIFYING - RACE 2 - CLASSIFICATION - AMENDED

POS	NO	CL	PIC	DRIVER/S	CAR	TIME	ON	LAPS	GAP	DIFF	MPH
1	14	C3	1	John SPIERS (GBR) / Nigel GREENSALL (GBR)	TVR Griffith (1965)	1:41.885	7	7			85.97
2	12	C3	2	Jeremy COTTINGHAM (GBR) / James LITTLEJOHN (GBR)	Shelby Cobra Daytona (1965)	1:42.478	15	16	0.593	0.593	85.48
3	46	C3	3	Michael WHITAKER (GBR)	TVR Griffith (1965)	1:42.760	9	12	0.875	0.282	85.24
4	126	CLP	1	Andrew LAWLEY (GBR) / Micheal LYONS (GBR)	Lotus Elan 26R (1964)	1:44.544	5	16	2.659	1.784	83.79
5	8	C3	4	Friedrichs RUDIGER (DEU) / Charlie MARTIN (GBR)	Shelby Cobra 289 (1964)	1:45.350	16	16	3.465	0.806	83.14
6	40	TCC	1	Alan LETTS (GBR) / Geoffrey LETTS (GBR)	Ford Lotus Cortina (1963)	1:48.322	4	16	6.437	2.972	80.86
7	29	C2	1	Ketih AHLERS (GBR) / James Billy BELLINGER (GBR)	Morgan Plus 4 SLR (1964)	1:48.376	4	9	6.491	0.054	80.82
8	992	TCA	1	Henry Richard STEPHENSON (GBR) / Martin STEPHENSON (GBR)	Ford Mustang (1965)	1:48.817	4	13	6.932	0.441	80.50
9	19	CLP	2	Joel HOPWOOD (GBR)	Lotus Elan (1964)	1:50.072	15	16	8.187	1.255	79.58
10	26	TCC	2	Colin SOWTER (GBR)	Lotus Cortina (1965)	1:54.730	15	15	12.845	4.658	76.35
11	962	C1	1	Dominic SHEPPARD (GBR) / Josh HOLMES (GBR)	MGB (1965)	2:00.072	9	9	18.187	5.342	72.95

No. 992 - addition of 2nd driver

Weather / Track : Sunny / Dry

These results are provisional until the conclusion of any judicial and technical matters.

Date: 30/05/2026 Start: 09:00 Finish: 09:30

Brands Hatch GP: 2.4332 miles

Clerk Of Course: Ian Denyer

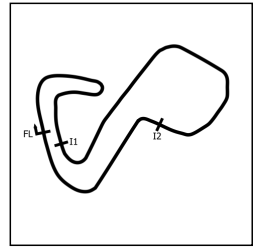
Timekeeper: Stewart Burr



# MSVR Masters Historic Festival - Brands Hatch - 30th/31st May 2026

## Masters Gentlemen Drivers & Pre-66 Touring Cars

### QUALIFYING - RACE 2 - SECTOR ANALYSIS



SECTOR 1 = FL to I1, SECTOR 2 = I1 to I2, SECTOR 3 = I2 to FL, DIFF = Difference To Personal Best Lap, P = Crossed Finish Line in Pit Lane, D = Time Disallowed

P1		14 C3		J.SPIERS / N.GREENSALL		TVR Griffith (1965)	
IDEAL LAP TIME : 1:41.885		BEST LAP TIME : 1:41.885		DIFFERENCE : 0.000			
D1: John SPIERS		D2: Nigel GREENSALL					
LAP	SECTOR 1	SECTOR 2	SECTOR 3	LAP TIME	MPH	DIFF	TIME OF DAY
1 - D1	OUTLAP	51.875	26.649	2:01.600	72.03	19.715	09:02:22.081
2 - D1	34.961	46.608	24.143	1:45.712	82.86	3.827	09:04:07.793
3 - D1	33.536	46.123	25.220	1:44.879 (3)	83.52	2.994	09:05:52.672
4 - D1	33.424	45.413	24.831	1:43.668 (2)	84.49	1.783	09:07:36.340
5 - D1	35.333	49.269	IN PIT	3:34.929 P	40.75	1:53.044	09:11:11.269
6 - D1	OUTLAP	48.805	24.389	1:51.781	78.36	9.896	09:13:03.050
<b>7 - D1</b>	<b>32.763</b>	<b>45.163</b>	<b>23.959</b>	<b>1:41.885 (1)</b>	<b>85.97</b>		<b>09:14:44.935</b>
8 - D1	40.012	1:04.117					

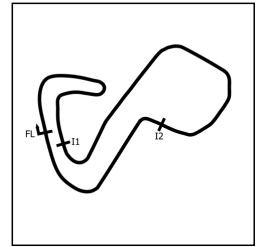
P2		12 C3		J.COTTINGHAM / J.LITTLEJOHN		Shelby Cobra Daytona (1965)	
IDEAL LAP TIME : 1:42.478		BEST LAP TIME : 1:42.478		DIFFERENCE : 0.000			
D1: Jeremy COTTINGHAM		D2: James LITTLEJOHN					
LAP	SECTOR 1	SECTOR 2	SECTOR 3	LAP TIME	MPH	DIFF	TIME OF DAY
1 - D1	OUTLAP	52.778	25.816	2:05.501	69.79	23.023	09:02:21.640
2 - D1	35.442	49.667	25.144	1:50.253	79.45	7.775	09:04:11.893
3 - D1	34.665	49.032	25.228	1:48.925	80.42	6.447	09:06:00.818
4 - D1	35.127	49.644	25.308	1:50.079	79.57	7.601	09:07:50.897
5 - D1	35.150	50.434	25.292	1:50.876	79.00	8.398	09:09:41.773
6 - D1	35.203	49.303	25.539	1:50.045	79.60	7.567	09:11:31.818
7 - D1	35.556	49.794	28.976	1:54.326	76.62	11.848	09:13:26.144
8 - D1	35.107	49.229	25.463	1:49.799	79.78	7.321	09:15:15.943
9 - D1	34.853	49.119	IN PIT	3:31.384 P	41.44	1:48.906	09:18:47.327
10 - D1	OUTLAP	47.133	24.868	1:49.109	80.28	6.631	09:20:36.436
11 - D1	33.356	46.665	24.782	1:44.803	83.58	2.325	09:22:21.239
12 - D1	33.121	46.298	24.502	1:43.921 (3)	84.29	1.443	09:24:05.160
13 - D1	32.875	45.949	24.457	1:43.281 (2)	84.81	0.803	09:25:48.441
14 - D1	32.815	46.162	26.460	1:45.437	83.08	2.959	09:27:33.878
<b>15 - D1</b>	<b>32.571</b>	<b>45.461</b>	<b>24.446</b>	<b>1:42.478 (1)</b>	<b>85.48</b>		<b>09:29:16.356</b>
16 - D1	33.172	47.645	25.701	1:46.518	82.23	4.040	09:31:02.874

P3		46 C3		M.WHITAKER		TVR Griffith (1965)	
IDEAL LAP TIME : 1:42.760		BEST LAP TIME : 1:42.760		DIFFERENCE : 0.000			
D1: Michael WHITAKER							
LAP	SECTOR 1	SECTOR 2	SECTOR 3	LAP TIME	MPH	DIFF	TIME OF DAY
1 - D1	OUTLAP	52.434	25.695	2:08.128	68.36	25.368	09:02:20.618
2 - D1	34.136	46.991	24.460	1:45.587	82.96	2.827	09:04:06.205
3 - D1	33.851	46.530	24.150	1:44.531	83.80	1.771	09:05:50.736
4 - D1	33.057	46.166	24.192	1:43.415 (2)	84.70	0.655	09:07:34.151
5 - D1	37.505	55.760	29.711	2:02.976	71.23	20.216	09:09:37.127
6 - D1	43.398	1:01.567	IN PIT	6:21.850 P	22.94	4:39.090	09:15:58.977
7 - D1	OUTLAP	54.221	25.893	2:01.940	71.83	19.180	09:18:00.917
8 - D1	33.323	46.240	24.402	1:43.965 (3)	84.25	1.205	09:19:44.882
<b>9 - D1</b>	<b>32.937</b>	<b>45.782</b>	<b>24.041</b>	<b>1:42.760 (1)</b>	<b>85.24</b>		<b>09:21:27.642</b>
10 - D1	35.650	55.342	IN PIT	4:07.503 P	35.39	2:24.743	09:25:35.145
11 - D1	OUTLAP	53.590	25.177	1:56.346	75.29	13.586	09:27:31.491
12 - D1	32.970	46.134	27.646	1:46.750	82.05	3.990	09:29:18.241
13 - D1	39.407	55.393					

# MSVR Masters Historic Festival - Brands Hatch - 30th/31st May 2026

## Masters Gentlemen Drivers & Pre-66 Touring Cars

### QUALIFYING - RACE 2 - SECTOR ANALYSIS



SECTOR 1 = FL to I1, SECTOR 2 = I1 to I2, SECTOR 3 = I2 to FL, DIFF = Difference To Personal Best Lap, P = Crossed Finish Line in Pit Lane, D = Time Disallowed

P4		126 CLP		A.LAWLEY / M.LYONS		Lotus Elan 26R (1964)	
IDEAL LAP TIME : 1:44.286		BEST LAP TIME : 1:44.544		DIFFERENCE : 0.258			
D1: Andrew LAWLEY		D2: Micheal LYONS					
LAP	SECTOR 1	SECTOR 2	SECTOR 3	LAP TIME	MPH	DIFF	TIME OF DAY
1 - D1	OUTLAP	49.944	27.043	1:55.930	75.56	11.386	09:02:23.648
2 - D1	34.187	47.720	25.096	1:47.003	81.86	2.459	09:04:10.651
3 - D1	33.714	46.337	24.942	1:44.993 (3)	83.43	0.449	09:05:55.644
4 - D1	33.386	46.373	<b>24.788</b>	1:44.547 (2)	83.78	0.003	09:07:40.191
<b>5 - D1</b>	<b>33.365</b>	<b>46.133</b>	25.046	<b>1:44.544 (1)</b>	<b>83.79</b>		<b>09:09:24.735</b>
6 - D1	34.022	46.930	IN PIT	4:07.756 P	35.35	2:23.212	09:13:32.491
7 - D1	OUTLAP	49.088	26.052	1:54.682	76.38	10.138	09:15:27.173
8 - D1	34.863	47.869	25.663	1:48.395	80.81	3.851	09:17:15.568
9 - D1	34.428	48.010	25.725	1:48.163	80.98	3.619	09:19:03.731
10 - D1	34.239	47.880	25.402	1:47.521	81.47	2.977	09:20:51.252
11 - D1	34.274	47.699	25.538	1:47.511	81.47	2.967	09:22:38.763
12 - D1	34.305	50.730	27.928	1:52.963	77.54	8.419	09:24:31.726
13 - D1	33.867	47.305	25.321	1:46.493	82.25	1.949	09:26:18.219
14 - D1	33.873	47.983	26.294	1:48.150	80.99	3.606	09:28:06.369
15 - D1	33.695	47.506	25.750	1:46.951	81.90	2.407	09:29:53.320
16 - D1	33.702	47.848	25.567	1:47.117	81.77	2.573	09:31:40.437

P5		8 C3		F.RUDIGER / C.MARTIN		Shelby Cobra 289 (1964)	
IDEAL LAP TIME : 1:44.886		BEST LAP TIME : 1:45.350		DIFFERENCE : 0.464			
D1: Friedrichs RUDIGER		D2: Charlie MARTIN					
LAP	SECTOR 1	SECTOR 2	SECTOR 3	LAP TIME	MPH	DIFF	TIME OF DAY
1 - D1	OUTLAP	50.991	26.063	1:56.690	75.06	11.340	09:02:26.630
2 - D1	35.046	47.854	25.580	1:48.480	80.75	3.130	09:04:15.110
3 - D1	34.699	48.447	25.399	1:48.545	80.70	3.195	09:06:03.655
4 - D1	34.029	48.677	25.461	1:48.167	80.98	2.817	09:07:51.822
5 - D1	35.068	48.365	25.294	1:48.727	80.56	3.377	09:09:40.549
6 - D1	34.364	48.395	25.165	1:47.924	81.16	2.574	09:11:28.473
7 - D1	33.793	47.593	25.113	1:46.499	82.25	1.149	09:13:14.972
8 - D1	33.813	47.592	IN PIT	3:21.773 P	43.41	1:36.423	09:16:36.745
9 - D1	OUTLAP	49.830	25.491	1:54.324	76.62	8.974	09:18:31.069
10 - D1	34.501	47.410	24.884	1:46.795	82.02	1.445	09:20:17.864
11 - D1	33.844	<b>46.889</b>	24.987	1:45.720 (3)	82.85	0.370	09:22:03.584
12 - D1	33.717	47.527	25.047	1:46.291	82.41	0.941	09:23:49.875
13 - D1	34.211	47.902	25.113	1:47.226	81.69	1.876	09:25:37.101
14 - D1	33.819	47.724	25.320	1:46.863	81.97	1.513	09:27:23.964
15 - D1	33.581	47.013	24.872	1:45.466 (2)	83.05	0.116	09:29:09.430
<b>16 - D1</b>	<b>33.291</b>	47.353	<b>24.706</b>	<b>1:45.350 (1)</b>	<b>83.14</b>		<b>09:30:54.780</b>

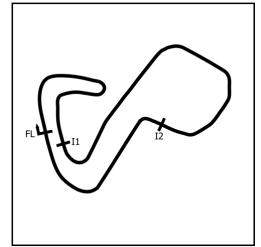
  

P6		40 TCC		A.LETTS / G.LETTS		Ford Lotus Cortina (1963)	
IDEAL LAP TIME : 1:48.267		BEST LAP TIME : 1:48.322		DIFFERENCE : 0.055			
D1: Alan LETTS		D2: Geoffrey LETTS					
LAP	SECTOR 1	SECTOR 2	SECTOR 3	LAP TIME	MPH	DIFF	TIME OF DAY
1 - D1	OUTLAP	51.031	27.201	2:01.117	72.32	12.795	09:02:26.414
2 - D1	35.373	48.586	26.567	1:50.526	79.25	2.204	09:04:16.940
3 - D1	34.812	47.967	<b>25.953</b>	1:48.732 (2)	80.56	0.410	09:06:05.672
<b>4 - D1</b>	<b>34.566</b>	<b>47.796</b>	25.960	<b>1:48.322 (1)</b>	<b>80.86</b>		<b>09:07:53.994</b>
5 - D1	<b>34.518</b>	48.378	25.998	1:48.894 (3)	80.44	0.572	09:09:42.888
6 - D1	34.654	49.094	26.221	1:49.969	79.65	1.647	09:11:32.857
7 - D1	35.175	49.230	IN PIT	3:29.066 P	41.89	1:40.744	09:15:01.923
8 - D1	OUTLAP	50.346	26.829	1:57.018	74.85	8.696	09:16:58.941
9 - D1	35.523	49.077	26.804	1:51.404	78.63	3.082	09:18:50.345
10 - D1	35.437	49.122	26.378	1:50.937	78.96	2.615	09:20:41.282
11 - D1	35.375	48.898	26.618	1:50.891	78.99	2.569	09:22:32.173
12 - D1	35.670	48.870	26.728	1:51.268	78.72	2.946	09:24:23.441
13 - D1	35.296	48.896	27.088	1:51.280	78.71	2.958	09:26:14.721
14 - D1	35.075	49.669	27.058	1:51.802	78.35	3.480	09:28:06.523
15 - D1	35.142	48.785	27.278	1:51.205	78.77	2.883	09:29:57.728
16 - D1	44.166	50.169	26.416	2:00.751	72.54	12.429	09:31:58.479

# MSVR Masters Historic Festival - Brands Hatch - 30th/31st May 2026

## Masters Gentlemen Drivers & Pre-66 Touring Cars

### QUALIFYING - RACE 2 - SECTOR ANALYSIS



SECTOR 1 = FL to I1, SECTOR 2 = I1 to I2, SECTOR 3 = I2 to FL, DIFF = Difference To Personal Best Lap, P = Crossed Finish Line in Pit Lane, D = Time Disallowed

P7 29 C2		K.AHLERS / J.B.BELLINGER		Morgan Plus 4 SLR (1964)			
IDEAL LAP TIME : 1:48.342		BEST LAP TIME : 1:48.376		DIFFERENCE : 0.034			
D1: Keth AHLERS		D2: James Billy BELLINGER					
LAP	SECTOR 1	SECTOR 2	SECTOR 3	LAP TIME	MPH	DIFF	TIME OF DAY
1 - D1	OUTLAP	53.407	27.469	2:06.261	69.37	17.885	09:02:24.835
2 - D1	35.508	49.898	26.319	1:51.725	78.40	3.349	09:04:16.560
3 - D1	34.993	49.908	26.053	1:50.954 (3)	78.95	2.578	09:06:07.514
<b>4 - D1</b>	<b>34.197</b>	<b>48.252</b>	<b>25.927</b>	<b>1:48.376 (1)</b>	<b>80.82</b>		<b>09:07:55.890</b>
5 - D1	<b>34.163</b>	48.474	26.101	1:48.738 (2)	80.55	0.362	09:09:44.628
6 - D1	39.490	55.436	IN PIT	5:31.384 P	26.43	3:43.008	09:15:16.012
7 - D1	OUTLAP	56.859	29.049	2:13.249	65.74	24.873	09:17:29.261
8 - D1	38.527	54.083	28.685	2:01.295	72.21	12.919	09:19:30.556
9 - D1	37.864	53.919	28.904	2:00.687	72.58	12.311	09:21:31.243
10 - D1	45.506	1:06.369					

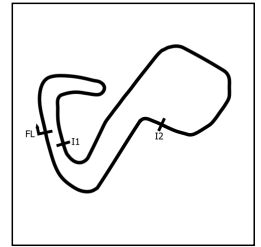
P8 992 TCA		H.STEPHENSON / M.STEPHENSON		Ford Mustang (1965)			
IDEAL LAP TIME : 1:48.644		BEST LAP TIME : 1:48.817		DIFFERENCE : 0.173			
D1: Henry Richard STEPHENSON D2: Martin STEPHENSON							
LAP	SECTOR 1	SECTOR 2	SECTOR 3	LAP TIME	MPH	DIFF	TIME OF DAY
1 - D1	OUTLAP	53.361	27.979	2:04.530	70.34	15.713	09:02:26.364
2 - D1	36.135	49.530	25.839	1:51.504	78.56	2.687	09:04:17.868
3 - D1	34.855	49.714	25.632	1:50.201 (3)	79.48	1.384	09:06:08.069
<b>4 - D1</b>	<b>34.741</b>	<b>48.408</b>	<b>25.668</b>	<b>1:48.817 (1)</b>	<b>80.50</b>		<b>09:07:56.886</b>
5 - D1	<b>34.672</b>	48.594	<b>25.564</b>	1:48.830 (2)	80.49	0.013	09:09:45.716
6 - D1	36.000	53.639	IN PIT	4:17.126 P	34.06	2:28.309	09:14:02.842
7 - D1	OUTLAP	53.701	28.267	2:04.525	70.34	15.708	09:16:07.367
8 - D1	37.364	51.473	27.061	1:55.898	75.58	7.081	09:18:03.265
9 - D1	36.348	51.247	27.181	1:54.776	76.32	5.959	09:19:58.041
10 - D1	36.640	51.492	26.995	1:55.127	76.08	6.310	09:21:53.168
11 - D1	36.828	52.439	27.155	1:56.422	75.24	7.605	09:23:49.590
12 - D1	36.298	51.123	27.056	1:54.477	76.52	5.660	09:25:44.067
13 - D1	36.030	50.509	27.181	1:53.720	77.02	4.903	09:27:37.787
14 - D1	39.326	57.715					

P9 19 CLP		J.HOPWOOD		Lotus Elan (1964)			
IDEAL LAP TIME : 1:49.940		BEST LAP TIME : 1:50.072		DIFFERENCE : 0.132			
D1: Joel HOPWOOD							
LAP	SECTOR 1	SECTOR 2	SECTOR 3	LAP TIME	MPH	DIFF	TIME OF DAY
1 - D1	OUTLAP	58.971	28.383	2:12.029	66.34	21.957	09:02:35.512
2 - D1	37.676	55.049	28.178	2:00.903	72.45	10.831	09:04:36.415
3 - D1	37.633	54.623	27.261	1:59.517	73.29	9.445	09:06:35.932
4 - D1	36.268	53.315	27.475	1:57.058	74.83	6.986	09:08:32.990
5 - D1	36.825	53.125	27.462	1:57.412	74.60	7.340	09:10:30.402
6 - D1	36.645	52.189	26.693	1:55.527	75.82	5.455	09:12:25.929
7 - D1	35.948	51.211	26.446	1:53.605	77.10	3.533	09:14:19.534
8 - D1	35.144	51.020	26.413	1:52.577	77.81	2.505	09:16:12.111
9 - D1	35.163	50.357	26.490	1:52.010	78.20	1.938	09:18:04.121
10 - D1	36.087	51.125	26.423	1:53.635	77.08	3.563	09:19:57.756
11 - D1	34.544	50.711	26.610	1:51.865 (3)	78.30	1.793	09:21:49.621
12 - D1	35.324	50.948	26.392	1:52.664	77.75	2.592	09:23:42.285
13 - D1	35.277	50.278	26.372	1:51.927	78.26	1.855	09:25:34.212
14 - D1	34.264	<b>49.788</b>	26.555	1:50.607 (2)	79.19	0.535	09:27:24.819
<b>15 - D1</b>	<b>34.201</b>	49.920	<b>25.951</b>	<b>1:50.072 (1)</b>	<b>79.58</b>		<b>09:29:14.891</b>
16 - D1	34.957	50.332	27.080	1:52.369	77.95	2.297	09:31:07.260

# MSVR Masters Historic Festival - Brands Hatch - 30th/31st May 2026

## Masters Gentlemen Drivers & Pre-66 Touring Cars

### QUALIFYING - RACE 2 - SECTOR ANALYSIS



SECTOR 1 = FL to I1, SECTOR 2 = I1 to I2, SECTOR 3 = I2 to FL, DIFF = Difference To Personal Best Lap, P = Crossed Finish Line in Pit Lane, D = Time Disallowed

P10 26 TCC C.SOWTER		Lotus Cortina (1965)					
IDEAL LAP TIME : 1:54.333		BEST LAP TIME : 1:54.730		DIFFERENCE : 0.397			
D1: Colin SOWTER							
LAP	SECTOR 1	SECTOR 2	SECTOR 3	LAP TIME	MPH	DIFF	TIME OF DAY
1 - D1	OUTLAP	57.013	29.582	2:10.345	67.20	15.615	09:02:43.496
2 - D1	37.395	53.990	28.077	1:59.462	73.32	4.732	09:04:42.958
3 - D1	36.343	52.961	27.937	1:57.241	74.71	2.511	09:06:40.199
4 - D1	36.180	52.176	28.044	1:56.400	75.25	1.670	09:08:36.599
5 - D1	36.479	51.864	27.858	1:56.201	75.38	1.471	09:10:32.800
6 - D1	36.003	51.878	27.649	1:55.530	75.82	0.800	09:12:28.330
7 - D1	36.051	51.549	27.638	1:55.238	76.01	0.508	09:14:23.568
8 - D1	35.980	51.251	27.714	1:54.945 (2)	76.20	0.215	09:16:18.513
9 - D1	35.975	<b>51.211</b>	27.817	1:55.003 (3)	76.17	0.273	09:18:13.516
10 - D1	35.795	51.696	27.627	1:55.118	76.09	0.388	09:20:08.634
11 - D1	<b>35.656</b>	51.397	IN PIT	3:56.161 P	37.09	2:01.431	09:24:04.795
12 - D1	OUTLAP	51.727	<b>27.466</b>	1:58.246	74.08	3.516	09:26:03.041
13 - D1	35.914	51.759	27.909	1:55.582	75.78	0.852	09:27:58.623
14 - D1	35.799	51.507	27.802	1:55.108	76.10	0.378	09:29:53.731
<b>15 - D1</b>	35.729	51.406	27.595	<b>1:54.730 (1)</b>	<b>76.35</b>		<b>09:31:48.461</b>

P11 962 C1 D.SHEPPARD / J.HOLMES		MGB (1965)					
IDEAL LAP TIME : 2:00.018		BEST LAP TIME : 2:00.072		DIFFERENCE : 0.054			
D1: Dominic SHEPPARD		D2: Josh HOLMES					
LAP	SECTOR 1	SECTOR 2	SECTOR 3	LAP TIME	MPH	DIFF	TIME OF DAY
1 - D1	OUTLAP	57.961	29.929	2:12.338	66.19	12.266	09:02:41.096
2 - D1	38.935	56.959	29.430	2:05.324	69.89	5.252	09:04:46.420
3 - D1	38.168	54.803	29.119	2:02.090 (3)	71.74	2.018	09:06:48.510
4 - D1	38.544	54.929	28.897	2:02.370	71.58	2.298	09:08:50.880
5 - D1	38.153	55.045	<b>28.826</b>	2:02.024 (2)	71.78	1.952	09:10:52.904
6 - D1	37.631	55.081	IN PIT	4:41.159 P	31.15	2:41.087	09:15:34.063
7 - D1	OUTLAP	59.414	31.002	2:13.514	65.60	13.442	09:17:47.577
8 - D1	38.884	55.611	28.883	2:03.378	71.00	3.306	09:19:50.955
<b>9 - D1</b>	<b>36.988</b>	<b>54.204</b>	28.880	<b>2:00.072 (1)</b>	<b>72.95</b>		<b>09:21:51.027</b>
10 - D1	37.130	59.998					

# MSVR Masters Historic Festival - Brands Hatch - 30th/31st May 2026

## Masters Gentlemen Drivers & Pre-66 Touring Cars

### QUALIFYING - RACE 2 - BEST SECTORS

POS	SECTOR 1		SECTOR 2		SECTOR 3		IDEAL / BEST COMPARISON					
	NO	TIME	NO	TIME	NO	TIME	POS	NO	NAME	IDEAL	BEST	DIFF
									PERFECT LAP	1:41.693		
1	12	32.571	14	45.163	14	23.959	1	14	J.SPIERS / N.GREENSALL	1:41.885	1:41.885	0.000
2	14	32.763	12	45.461	46	24.041	2	12	J.COTTINGHAM / J.LITTLEJOHN	1:42.478	1:42.478	0.000
3	46	32.937	46	45.782	12	24.446	3	46	M.WHITAKER	1:42.760	1:42.760	0.000
4	8	33.291	126	46.133	8	24.706	4	126	A.LAWLEY / M.LYONS	1:44.286	1:44.544	0.258
5	126	33.365	8	46.889	126	24.788	5	8	F.RUDIGER / C.MARTIN	1:44.886	1:45.350	0.464
6	29	34.163	40	47.796	992	25.564	6	40	A.LETTS / G.LETTS	1:48.267	1:48.322	0.055
7	19	34.201	29	48.252	29	25.927	7	29	K.AHLERS / J.B.BELLINGER	1:48.342	1:48.376	0.034
8	40	34.518	992	48.408	19	25.951	8	992	H.STEPHENSON / M.STEPHENSON	1:48.644	1:48.817	0.173
9	992	34.672	19	49.788	40	25.953	9	19	J.HOPWOOD	1:49.940	1:50.072	0.132
10	26	35.656	26	51.211	26	27.466	10	26	C.SOWTER	1:54.333	1:54.730	0.397
11	962	36.988	962	54.204	962	28.826	11	962	D.SHEPPARD / J.HOLMES	2:00.018	2:00.072	0.054

# MSVR Masters Historic Festival - Brands Hatch - 30th/31st May 2026

## Masters Gentlemen Drivers & Pre-66 Touring Cars

### QUALIFYING - RACE 2 - PIT STOP ANALYSIS

Start Time: 09:00:02.295

<b>P1 14 J.SPIERS / N.GREENSALL</b>				
STOP	IN TIME	STOP TIME	TOTAL TIME	OUT TIME
1 -	09:09:27.786	1:43.483	1:43.483	09:11:11.269
2 -	09:17:06.504			

<b>P2 12 J.COTTINGHAM / J.LITTLEJOHN</b>				
STOP	IN TIME	STOP TIME	TOTAL TIME	OUT TIME
1 -	09:17:08.026	1:39.301	1:39.301	09:18:47.327

<b>P3 46 M.WHITAKER</b>				
STOP	IN TIME	STOP TIME	TOTAL TIME	OUT TIME
1 -	09:11:53.523	4:05.454	4:05.454	09:15:58.977
2 -	09:23:30.032	2:05.113	6:10.567	09:25:35.145
3 -	09:31:25.214			

<b>P4 126 A.LAWLEY / M.LYONS</b>				
STOP	IN TIME	STOP TIME	TOTAL TIME	OUT TIME
1 -	09:11:10.747	2:21.744	2:21.744	09:13:32.491

<b>P5 8 F.RUDIGER / C.MARTIN</b>				
STOP	IN TIME	STOP TIME	TOTAL TIME	OUT TIME
1 -	09:15:01.735	1:35.010	1:35.010	09:16:36.745

<b>P6 40 A.LETTS / G.LETTS</b>				
STOP	IN TIME	STOP TIME	TOTAL TIME	OUT TIME
1 -	09:13:24.664	1:37.259	1:37.259	09:15:01.923

<b>P7 29 K.AHLERS / J B.BELLINGER</b>				
STOP	IN TIME	STOP TIME	TOTAL TIME	OUT TIME
1 -	09:11:49.471	3:26.541	3:26.541	09:15:16.012
2 -	09:23:56.119			

<b>P8 992 H.STEPHENSON / M.STEPHENSON</b>				
STOP	IN TIME	STOP TIME	TOTAL TIME	OUT TIME
1 -	09:11:45.556	2:17.286	2:17.286	09:14:02.842
2 -	09:29:51.514			

<b>P10 26 C.SOWTER</b>				
STOP	IN TIME	STOP TIME	TOTAL TIME	OUT TIME
1 -	09:22:03.208	2:01.587	2:01.587	09:24:04.795

<b>P11 962 D.SHEPPARD / J.HOLMES</b>				
STOP	IN TIME	STOP TIME	TOTAL TIME	OUT TIME
1 -	09:12:54.074	2:39.989	2:39.989	09:15:34.063

# MSVR Masters Historic Festival - Brands Hatch - 30th/31st May 2026

## Masters Gentlemen Drivers & Pre-66 Touring Cars

### QUALIFYING - RACE 2 - STATISTICS

**Competitors Started** 11  
**Planned Start** 2026-05-30 @ 09:00:00.000  
**Actual Start** 2026-05-30 @ 09:00:02.295  
**Finish Time** 2026-05-30 @ 09:30:02.758  
**Track Length** 2.4332mi.  
**Total Laps** 145  
**Total Distance Covered** 352.8269mi.

#### Session Fastest Lap History

NO	CL	NAME	LAP TIME	TIME OF DAY	LAP	VEHICLE
46	C3	<b>M.WHITAKER</b> <i>M. WHITAKER</i>	<b>1:45.587</b>	09:04:06.218	2	TVR Griffith (1965)
46	C3	<b>M.WHITAKER</b> <i>M. WHITAKER</i>	<b>1:44.531</b>	09:05:50.750	3	TVR Griffith (1965)
46	C3	<b>M.WHITAKER</b> <i>M. WHITAKER</i>	<b>1:43.415</b>	09:07:34.164	4	TVR Griffith (1965)
14	C3	<b>J.SPIERS / N.GREENSALL</b> <i>J. SPIERS</i>	<b>1:41.885</b>	09:14:44.949	7	TVR Griffith (1965)

#### Flag History

TYPE	TIME OF DAY
GREEN	09:00:02.295
FINISH	09:30:02.758

#### Flag Statistics

TYPE	COUNT	TOTAL LAPS	TOTAL TIME
Green	1	16	33:08.991
Red	0	0	0.000
Safety Car	0	0	0.000
FCY	0	0	0.000

# MSVR Masters Historic Festival - Brands Hatch - 30th/31st May 2026

## Masters Gentlemen Drivers & Pre-66 Touring Cars

### QUALIFYING - RACE 2 - STATISTICS

CLASS : C1

1 Starters

#### Fastest Lap History

NO	NAME	LAP TIME	TIME OF DAY	LAP	VEHICLE
962	<b>D.SHEPPARD / J.HOLMES</b> <i>D. SHEPPARD</i>	<b>2:05.324</b>	09:04:46.431	2	MGB (1965)
962	<b>D.SHEPPARD / J.HOLMES</b> <i>D. SHEPPARD</i>	<b>2:02.090</b>	09:06:48.521	3	MGB (1965)
962	<b>D.SHEPPARD / J.HOLMES</b> <i>D. SHEPPARD</i>	<b>2:02.024</b>	09:10:52.914	5	MGB (1965)
962	<b>D.SHEPPARD / J.HOLMES</b> <i>D. SHEPPARD</i>	<b>2:00.072</b>	09:21:51.039	9	MGB (1965)

# MSVR Masters Historic Festival - Brands Hatch - 30th/31st May 2026

## Masters Gentlemen Drivers & Pre-66 Touring Cars

### QUALIFYING - RACE 2 - STATISTICS

CLASS : C2

1 Starters

#### Fastest Lap History

NO	NAME	LAP TIME	TIME OF DAY	LAP	VEHICLE
29	<b>K.AHLERS / J B.BELLINGER</b> <i>K. AHLERS</i>	<b>1:51.725</b>	09:04:16.572	2	Morgan Plus 4 SLR (1964)
29	<b>K.AHLERS / J B.BELLINGER</b> <i>K. AHLERS</i>	<b>1:50.954</b>	09:06:07.526	3	Morgan Plus 4 SLR (1964)
29	<b>K.AHLERS / J B.BELLINGER</b> <i>K. AHLERS</i>	<b>1:48.376</b>	09:07:55.900	4	Morgan Plus 4 SLR (1964)

# MSVR Masters Historic Festival - Brands Hatch - 30th/31st May 2026

## Masters Gentlemen Drivers & Pre-66 Touring Cars

### QUALIFYING - RACE 2 - STATISTICS

CLASS : C3

4 Starters

#### Fastest Lap History

NO	NAME	LAP TIME	TIME OF DAY	LAP	VEHICLE
46	<b>M.WHITAKER</b> <i>M. WHITAKER</i>	<b>1:45.587</b>	09:04:06.218	2	TVR Griffith (1965)
46	<b>M.WHITAKER</b> <i>M. WHITAKER</i>	<b>1:44.531</b>	09:05:50.750	3	TVR Griffith (1965)
46	<b>M.WHITAKER</b> <i>M. WHITAKER</i>	<b>1:43.415</b>	09:07:34.164	4	TVR Griffith (1965)
14	<b>J.SPIERS / N.GREENSALL</b> <i>J. SPIERS</i>	<b>1:41.885</b>	09:14:44.949	7	TVR Griffith (1965)

# MSVR Masters Historic Festival - Brands Hatch - 30th/31st May 2026

## Masters Gentlemen Drivers & Pre-66 Touring Cars

### QUALIFYING - RACE 2 - STATISTICS

CLASS : CLP

2 Starters

#### Fastest Lap History

NO	NAME	LAP TIME	TIME OF DAY	LAP	VEHICLE
126	<b>A.LAWLEY / M.LYONS</b> <i>A. LAWLEY</i>	<b>1:47.003</b>	09:04:10.660	2	Lotus Elan 26R (1964)
126	<b>A.LAWLEY / M.LYONS</b> <i>A. LAWLEY</i>	<b>1:44.993</b>	09:05:55.653	3	Lotus Elan 26R (1964)
126	<b>A.LAWLEY / M.LYONS</b> <i>A. LAWLEY</i>	<b>1:44.547</b>	09:07:40.200	4	Lotus Elan 26R (1964)
126	<b>A.LAWLEY / M.LYONS</b> <i>A. LAWLEY</i>	<b>1:44.544</b>	09:09:24.744	5	Lotus Elan 26R (1964)

# MSVR Masters Historic Festival - Brands Hatch - 30th/31st May 2026

## Masters Gentlemen Drivers & Pre-66 Touring Cars

### QUALIFYING - RACE 2 - STATISTICS

CLASS : TCA

1 Starters

#### Fastest Lap History

NO	NAME	LAP TIME	TIME OF DAY	LAP	VEHICLE
992	<b>H.STEPHENSON / M.STEPHENSON</b> <i>H. STEPHENSON</i>	<b>1:51.504</b>	09:04:17.876	2	Ford Mustang (1965)
992	<b>H.STEPHENSON / M.STEPHENSON</b> <i>H. STEPHENSON</i>	<b>1:50.201</b>	09:06:08.077	3	Ford Mustang (1965)
992	<b>H.STEPHENSON / M.STEPHENSON</b> <i>H. STEPHENSON</i>	<b>1:48.817</b>	09:07:56.894	4	Ford Mustang (1965)

# MSVR Masters Historic Festival - Brands Hatch - 30th/31st May 2026

## Masters Gentlemen Drivers & Pre-66 Touring Cars

### QUALIFYING - RACE 2 - STATISTICS

CLASS : TCC

2 Starters


#### Fastest Lap History

NO	NAME	LAP TIME	TIME OF DAY	LAP	VEHICLE
40	<b>A.LETTS / G.LETTS</b> <i>A. LETTS</i>	<b>1:50.526</b>	09:04:16.952	2	Ford Lotus Cortina (1963)
40	<b>A.LETTS / G.LETTS</b> <i>A. LETTS</i>	<b>1:48.732</b>	09:06:05.684	3	Ford Lotus Cortina (1963)
40	<b>A.LETTS / G.LETTS</b> <i>A. LETTS</i>	<b>1:48.322</b>	09:07:54.007	4	Ford Lotus Cortina (1963)

**MSVR Masters Historic Festival - Brands Hatch - 30th/31st May 2026**

**Masters Gentlemen Drivers & Pre-66 Touring Cars**

**RACE 2 - GRID (60 minutes)**

ROW 6	11	2:00.072 <b>962</b> D.SHEPPARD / J.HOLMES	
ROW 5	9	1:50.072 <b>19</b> J.HOPWOOD	10
			1:54.730 <b>26</b> C.SOWTER
ROW 4	7	1:48.376 <b>29</b> K.AHLERS / J B.BELLINGER	8
			1:48.817 <b>992</b> H.STEPHENSON
ROW 3	5	1:45.350 <b>8</b> F.RUDIGER / C.MARTIN	6
			1:48.322 <b>40</b> A.LETTS / G.LETTS
ROW 2	3	1:42.760 <b>46</b> M.WHITAKER	4
			1:44.544 <b>126</b> A.LAWLEY / M.LYONS
ROW 1	1	1:41.885 <b>14</b> J.SPIERS / N.GREENSALL	2
			1:42.478 <b>12</b> J.COTTINGHAM / J.LITTLEJOHN
<b>Pole</b>			
			

These results are provisional until the conclusion of any judicial and technical matters.

Brands Hatch GP: 2.4332 miles

Clerk Of Course: Ian Denyer

Timekeeper: Stewart Burr



# MSVR Masters Historic Festival - Brands Hatch - 30th/31st May 2026

## Masters Gentlemen Drivers & Pre-66 Touring Cars

### RACE 2 - CLASSIFICATION

Race Distance: 34 Laps / 82.73 miles

POS	NO	CL	PIC	DRIVER/S	CAR	LAPS	TIME	GAP	DIFF	MPH	BEST	ON	GRD	↑↓
1	14	C3	1	John SPIERS (GBR) / Nigel GREENSALL (GBR)	TVR Griffith (1965)	34	1:01:28.971			80.73	1:43.725	26	1	0
2	46	C3	2	Michael WHITAKER (GBR)	TVR Griffith (1965)	34	1:01:57.268	28.297	28.297	80.12	1:44.758	5	3	1
3	12	C3	3	Jeremy COTTINGHAM (GBR) / James LITTLEJOHN (GBR)	Shelby Cobra Daytona (1965)	34	1:02:22.618	53.647	25.350	79.57	1:43.841	27	2	-1
4	126	CLP	1	Andrew LAWLEY (GBR) / Micheal LYONS (GBR)	Lotus Elan 26R (1964)	34	1:02:26.227	57.256	3.609	79.50	1:45.226	33	4	0
5	8	C3	4	Friedrichs RUDIGER (DEU) / Charlie MARTIN (GBR)	Shelby Cobra 289 (1964)	34	1:03:10.186	1:41.215	43.959	78.58	1:46.464	13	5	0
6	19	CLP	2	Joel HOPWOOD (GBR)	Lotus Elan (1964)	33	1:02:49.960	1 Lap	1 Lap	76.67	1:49.864	26	9	3
7	40	TCC	1	Geoffrey LETTS (GBR) / Alan LETTS (GBR)	Ford Lotus Cortina (1963)	33	1:03:06.472	1 Lap	16.512	76.34	1:49.883	4	6	-1
8	29	C2	1	James Billy BELLINGER (GBR) / Ketih AHLERS (GBR)	Morgan Plus 4 SLR (1964)	32	1:02:17.980	2 Laps	1 Lap	74.99	1:49.824	8	7	-1
9	992	TCA	1	Henry Richard STEPHENSON (GBR) / Martin STEPHENSON (GBR)	Ford Mustang (1965)	32	1:02:22.133	2 Laps	4.153	74.90	1:50.253	6	8	-1
10	26	TCC	2	Colin SOWTER (GBR)	Lotus Cortina (1965)	31	1:02:21.951	3 Laps	1 Lap	72.57	1:56.497	31	10	0

#### NOT CLASSIFIED

NC 962	C1			Josh HOLMES (GBR) / Dominic SHEPPARD (GBF)	MGB (1965)	13	25:40.755	21 Laps	18 Laps	73.91	1:56.948	10		
--------	----	--	--	--	------------	----	-----------	---------	---------	-------	----------	----	--	--

#### FASTEST LAP

14	C3			John SPIERS (GBR) / Nigel GREENSALL (GBR)	TVR Griffith (1965)	26	1:43.725			84.45 mph		135.91 kph		
126	CLP			Andrew LAWLEY (GBR) / Micheal LYONS (GBR)	Lotus Elan 26R (1964)	33	1:45.226			83.24 mph		133.97 kph		
29	C2			James Billy BELLINGER (GBR) / Ketih AHLERS ((	Morgan Plus 4 SLR (1964)	8	1:49.824			79.76 mph		128.36 kph		
40	TCC			Geoffrey LETTS (GBR) / Alan LETTS (GBR)	Ford Lotus Cortina (1963)	4	1:49.883			79.71 mph		128.29 kph		
992	TCA			Henry Richard STEPHENSON (GBR) / Martin STE	Ford Mustang (1965)	6	1:50.253			79.45 mph		127.86 kph		
962	C1			Josh HOLMES (GBR) / Dominic SHEPPARD (GBF)	MGB (1965)	10	1:56.948			74.90 mph		120.54 kph		

Weather / Track : Sunny / Dry

These results are provisional until the conclusion of any judicial and technical matters.

Date: 30/05/2026 Start: 15:54 Finish: 16:56

Brands Hatch GP: 2.4332 miles

Clerk Of Course: Ian Denyer

Timekeeper: Stewart Burr



# MSVR Masters Historic Festival - Brands Hatch - 30th/31st May 2026

## Masters Gentlemen Drivers & Pre-66 Touring Cars

### RACE 2 - CLASSIFICATION BY CATEGORY

Race Distance: 34 Laps / 82.73 miles

#### CATEGORY : Gentlemen Drivers

POS	NO	CL	TEAM / DRIVERS	CAR	LAPS	TIME	GAP	DIFF	MPH	BEST	ON
1	14	C3	John SPIERS (GBR) / Nigel GREENSALL (GBR)	TVR Griffith (1965)	34	1:01:28.971			80.73	1:43.725	26
2	46	C3	Michael WHITAKER (GBR)	TVR Griffith (1965)	34	1:01:57.268	28.297	28.297	80.12	1:44.758	5
3	12	C3	Jeremy COTTINGHAM (GBR) / James LITTLEJOHN (GBR)	Shelby Cobra Daytona (1965)	34	1:02:22.618	53.647	25.350	79.57	1:43.841	27
4	126	CLP	Andrew LAWLEY (GBR) / Micheal LYONS (GBR)	Lotus Elan 26R (1964)	34	1:02:26.227	57.256	3.609	79.50	1:45.226	33
5	8	C3	Friedrichs RUDIGER (DEU) / Charlie MARTIN (GBR)	Shelby Cobra 289 (1964)	34	1:03:10.186	1:41.215	43.959	78.58	1:46.464	13
6	19	CLP	Joel HOPWOOD (GBR)	Lotus Elan (1964)	33	1:02:49.960	1 Lap	1 Lap	76.67	1:49.864	26
7	29	C2	James Billy BELLINGER (GBR) / Ketih AHLERS (GBR)	Morgan Plus 4 SLR (1964)	32	1:02:17.980	2 Laps	1 Lap	74.99	1:49.824	8
NC	962	C1	Josh HOLMES (GBR) / Dominic SHEPPARD (GBR)	MGB (1965)	13	25:40.755	21 Laps	19 Laps	73.91	1:56.948	10

#### CATEGORY : Touring

POS	NO	CL	TEAM / DRIVERS	CAR	LAPS	TIME	GAP	DIFF	MPH	BEST	ON
1	40	TCC	Geoffrey LETTS (GBR) / Alan LETTS (GBR)	Ford Lotus Cortina (1963)	33	1:03:06.472			76.34	1:49.883	4
2	992	TCA	Henry Richard STEPHENSON (GBR) / Martin STEPHENSON (GBR)	Ford Mustang (1965)	32	1:02:22.133	1 Lap	1 Lap	74.90	1:50.253	6
3	26	TCC	Colin SOWTER (GBR)	Lotus Cortina (1965)	31	1:02:21.951	2 Laps	1 Lap	72.57	1:56.497	31

#### FASTEST LAP

14	C3	J.SPIERS / N.GREENSALL	TVR Griffith (1965)	26	1:43.725	84.45 mph	135.91 kph
126	CLP	A.LAWLEY / M.LYONS	Lotus Elan 26R (1964)	33	1:45.226	83.24 mph	133.97 kph
29	C2	J.B.BELLINGER / K.AHLERS	Morgan Plus 4 SLR (1964)	8	1:49.824	79.76 mph	128.36 kph
40	TCC	G.LETTS / A.LETTS	Ford Lotus Cortina (1963)	4	1:49.883	79.71 mph	128.29 kph
992	TCA	H.STEPHENSON / M.STEPHENSON	Ford Mustang (1965)	6	1:50.253	79.45 mph	127.86 kph
962	C1	J.HOLMES / D.SHEPPARD	MGB (1965)	10	1:56.948	74.90 mph	120.54 kph

Weather / Track : Sunny / Dry

These results are provisional until the conclusion of any judicial and technical matters.

Date: 30/05/2026 Start: 15:54 Finish: 16:56

Brands Hatch GP: 2.4332 miles

Clerk Of Course: Ian Denyer

Timekeeper: Stewart Burr



Results can be found at [www.tsl-timing.com](http://www.tsl-timing.com)

Printed - 16:58 Saturday, 30 May 2026

# MSVR Masters Historic Festival - Brands Hatch - 30th/31st May 2026

## Masters Gentlemen Drivers & Pre-66 Touring Cars

### RACE 2 - LAP CHART

LAP 1 @ 15:56:40.060			LAP 2 @ 15:58:25.555			LAP 3 @ 16:00:10.601			LAP 4 @ 16:01:55.959			LAP 5 @ 16:03:40.852		
NO	BEHIND	LAP TIME	NO	BEHIND	LAP TIME	NO	BEHIND	LAP TIME	NO	BEHIND	LAP TIME	NO	BEHIND	LAP TIME
14		1:47.505	14		1:45.495	14		1:45.046	14		1:45.358	14		1:44.893
46	0.478	1:47.983	46	0.287	1:45.304	46	0.266	1:45.025	46	0.436	1:45.528	46	0.301	1:44.758
8	5.093	1:52.598	8	7.464	1:47.866	8	10.641	1:48.223	8	13.552	1:48.269	8	17.050	1:48.391
12	7.008	1:54.513	12	11.275	1:49.762	12	16.723	1:50.494	126	21.644	1:48.390	126	25.717	1:48.966
126	8.479	1:55.984	126	12.152	1:49.168	126	18.612	1:51.506	12	21.778	1:50.413	12	27.406	1:50.521
29	8.823	1:56.328	29	13.314	1:49.986	29	18.927	1:50.659	29	23.706	1:50.137	29	29.301	1:50.488
40	9.334	1:56.839	40	14.632	1:50.793	40	19.810	1:50.224	40	24.335	1:49.883	40	29.782	1:50.340
992	9.462	1:56.967	992	15.368	1:51.401	992	21.249	1:50.927	992	26.254	1:50.363	992	31.783	1:50.422
19	13.287	2:00.792	19	23.567	1:55.775	19	32.636	1:54.115	19	41.222	1:53.944	19	49.647	1:53.318
26	15.277	2:02.782	26	27.266	1:57.484	26	40.119	1:57.899	26	52.459	1:57.698	26	1:04.883	1:57.317
962	17.614	2:05.119	962	32.238	2:00.119	962	46.039	1:58.847	962	58.361	1:57.680	962	1:10.724	1:57.256

# MSVR Masters Historic Festival - Brands Hatch - 30th/31st May 2026

## Masters Gentlemen Drivers & Pre-66 Touring Cars

### RACE 2 - LAP CHART

LAP 6 @ 16:05:25.414			LAP 7 @ 16:07:09.648			LAP 8 @ 16:08:54.019			LAP 9 @ 16:10:40.602			LAP 10 @ 16:12:27.194		
NO	BEHIND	LAP TIME	NO	BEHIND	LAP TIME	NO	BEHIND	LAP TIME	NO	BEHIND	LAP TIME	NO	BEHIND	LAP TIME
14		1:44.562	14		1:44.234	14		1:44.371	14		1:46.583	14		1:46.592
46	0.587	1:44.848	46	1.344	1:44.991	46	2.621	1:45.648	46	2.454	1:46.416	46	3.799	1:47.937
8	19.751	1:47.263	8	22.685	1:47.168	8	25.077	1:46.763	962	1 Lap	1:59.184	26	1 Lap	1:58.308
126	29.941	1:48.786	126	34.678	1:48.971	126	38.967	1:48.660	8	25.107	1:46.613	962	1 Lap	1:57.646
12	33.571	1:50.727	12	39.944	1:50.607	12	45.426	1:49.853	126	41.215	1:48.831	8	25.429	1:46.914
29	35.366	1:50.627	29	41.698	1:50.566	29	47.151	1:49.824	12	48.157	1:49.314	126	43.550	1:48.927
40	35.988	1:50.768	40	42.277	1:50.523	40	48.317	1:50.411	29	50.850	1:50.282	12	51.545	1:49.980
992	37.474	1:50.253	992	44.137	1:50.897	992	50.268	1:50.502	40	52.270	1:50.536	29	55.003	1:50.745
19	57.943	1:52.858	19	1:05.468	1:51.759	19	1:13.242	1:52.145	992	54.430	1:50.745	40	56.242	1:50.564
26	1:17.050	1:56.729	26	1:30.004	1:57.188	26	1:43.102	1:57.469	19	1:18.091	1:51.432	992	59.027	1:51.189
962	1:23.394	1:57.232	962	1:36.361	1:57.201							19	1:23.547	1:52.048

# MSVR Masters Historic Festival - Brands Hatch - 30th/31st May 2026

## Masters Gentlemen Drivers & Pre-66 Touring Cars

### RACE 2 - LAP CHART

LAP 11 @ 16:14:13.037			LAP 12 @ 16:15:59.106			LAP 13 @ 16:17:45.290			LAP 14 @ 16:19:32.387			LAP 15 @ 16:21:19.380		
NO	BEHIND	LAP TIME	NO	BEHIND	LAP TIME	NO	BEHIND	LAP TIME	NO	BEHIND	LAP TIME	NO	BEHIND	LAP TIME
14		1:45.843	14		1:46.069	14		1:46.184	14		1:47.097	14		1:46.993
46	5.278	1:47.322	46	5.646	1:46.437	46	5.453	1:45.991	46	4.969	1:46.613	126	56.858	1:49.508
26	1 Lap	1:57.863	8	27.917	1:47.416	8	28.197	1:46.464	8	29.033	1:47.933	12	1:01.657	1:48.455
8	26.570	1:46.984	26	1 Lap	1:58.910	26	1 Lap	1:57.594	126	54.343	1:49.769	26	1 Lap	1:58.631
962	1 Lap	1:56.948	962	1 Lap	1:58.036	962	1 Lap	1:57.102	26	1 Lap	1:58.536	29	1:17.788	1:51.505
126	46.493	1:48.786	126	49.102	1:48.678	126	51.671	1:48.753	12	1:00.195	1:47.994	40	1:18.594	1:50.914
12	54.764	1:49.062	12	57.191	1:48.496	12	59.298	1:48.291	962	1 Lap	1:58.385	19	1 Lap	3:14.749 P
29	59.918	1:50.758	29	1:04.484	1:50.635	29	1:09.397	1:51.097	29	1:13.276	1:50.976	992	1:21.878	1:51.417
40	1:01.282	1:50.883	40	1:05.790	1:50.577	40	1:11.001	1:51.395	40	1:14.673	1:50.769	46	1:42.184	3:24.208 P
992	1:03.736	1:50.552	992	1:08.727	1:51.060	992	1:13.509	1:50.966	992	1:17.454	1:51.042			
19	1:28.654	1:50.950	19	1:33.586	1:51.001	19	1:38.157	1:50.755						

# MSVR Masters Historic Festival - Brands Hatch - 30th/31st May 2026

## Masters Gentlemen Drivers & Pre-66 Touring Cars

### RACE 2 - LAP CHART

LAP 16 @ 16:23:05.676			LAP 17 @ 16:26:21.006			LAP 18 @ 16:28:19.021			LAP 19 @ 16:30:03.514			LAP 20 @ 16:31:47.372		
NO	BEHIND	LAP TIME	NO	BEHIND	LAP TIME	NO	BEHIND	LAP TIME	NO	BEHIND	LAP TIME	NO	BEHIND	LAP TIME
<b>14</b>		1:46.296	<b>29</b>		1:52.498	<b>14</b>		1:47.779	<b>14</b>		1:44.493	<b>14</b>		1:43.858
<b>8</b>	1 Lap	3:27.520 P	<b>19</b>	1 Lap	1:51.490	<b>46</b>	3.104	1:45.802	<b>19</b>	1 Lap	1:50.310	<b>46</b>	7.066	1:46.192
<b>12</b>	1:02.891	1:47.530	<b>14</b>	10.236	3:25.566 P	<b>8</b>	39.475	1:49.616	<b>46</b>	4.732	1:46.121	<b>19</b>	1 Lap	1:50.768
<b>26</b>	1 Lap	1:58.269	<b>46</b>	15.317	1:45.845	<b>126</b>	44.487	1:46.829	<b>992</b>	1 Lap	2:02.468	<b>992</b>	1 Lap	1:56.916
<b>29</b>	1:22.832	1:51.340	<b>8</b>	47.874	1:48.209	<b>12</b>	59.855	1:48.348	<b>8</b>	43.551	1:48.569	<b>8</b>	48.747	1:49.054
<b>40</b>	1:23.804	1:51.506	<b>126</b>	55.673	1:50.724	<b>29</b>	1:17.765	3:15.780 P	<b>126</b>	46.051	1:46.057	<b>126</b>	49.064	1:46.871
<b>19</b>	1 Lap	1:54.198	<b>12</b>	1:09.522	3:21.961 P	<b>40</b>	1:21.244	1:56.110	<b>12</b>	1:00.691	1:45.329	<b>12</b>	1:01.404	1:44.571
<b>992</b>	1:27.136	1:51.554	<b>40</b>	1:23.149	3:14.675 P	<b>26</b>	1 Lap	2:00.423	<b>40</b>	1:30.153	1:53.402	<b>40</b>	1:39.356	1:53.061
<b>46</b>	1:44.802	1:48.914	<b>26</b>	1 Lap	3:21.535 P				<b>29</b>	1:39.504	2:06.232			
<b>8</b>	2:14.995	1:51.731	<b>992</b>	1:50.325	3:38.519 P				<b>26</b>	1 Lap	1:58.920			
<b>126</b>	2:20.279	3:09.717 P	<b>19</b>	1:53.203	1:50.325									

# MSVR Masters Historic Festival - Brands Hatch - 30th/31st May 2026

## Masters Gentlemen Drivers & Pre-66 Touring Cars

### RACE 2 - LAP CHART

LAP 21 @ 16:33:32.808			LAP 22 @ 16:35:18.327			LAP 23 @ 16:37:02.290			LAP 24 @ 16:38:46.235			LAP 25 @ 16:40:30.648		
NO	BEHIND	LAP TIME	NO	BEHIND	LAP TIME	NO	BEHIND	LAP TIME	NO	BEHIND	LAP TIME	NO	BEHIND	LAP TIME
<b>14</b>		1:45.436	<b>14</b>		1:45.519	<b>14</b>		1:43.963	<b>14</b>		1:43.945	<b>14</b>		1:44.413
<b>46</b>	7.721	1:46.091	<b>40</b>	1 Lap	1:53.817	<b>46</b>	10.971	1:46.504	<b>46</b>	13.686	1:46.660	<b>46</b>	16.000	1:46.727
<b>29</b>	1 Lap	1:57.930	<b>46</b>	8.430	1:46.228	<b>40</b>	1 Lap	1:53.173	<b>40</b>	1 Lap	1:52.700	<b>40</b>	1 Lap	1:52.705
<b>19</b>	1 Lap	1:49.975	<b>19</b>	1 Lap	1:51.657	<b>19</b>	1 Lap	1:50.704	<b>19</b>	1 Lap	1:50.010	<b>19</b>	1 Lap	1:51.663
<b>26</b>	2 Laps	1:59.359	<b>29</b>	1 Lap	1:59.515	<b>29</b>	1 Lap	1:59.007	<b>29</b>	1 Lap	1:57.536	<b>126</b>	56.675	1:45.789
<b>992</b>	1 Lap	1:56.492	<b>26</b>	2 Laps	1:58.797	<b>26</b>	2 Laps	1:58.579	<b>26</b>	2 Laps	1:57.084	<b>12</b>	1:01.635	1:44.873
<b>126</b>	50.450	1:46.822	<b>992</b>	1 Lap	1:56.476	<b>126</b>	53.600	1:46.841	<b>126</b>	55.299	1:45.644	<b>29</b>	1 Lap	1:57.289
<b>8</b>	52.183	1:48.872	<b>126</b>	50.722	1:45.791	<b>992</b>	1 Lap	1:56.130	<b>12</b>	1:01.175	1:44.964	<b>26</b>	2 Laps	1:58.541
<b>12</b>	1:00.154	1:44.186	<b>8</b>	55.210	1:48.546	<b>8</b>	1:00.133	1:48.886	<b>8</b>	1:05.041	1:48.853	<b>8</b>	1:09.125	1:48.497
			<b>12</b>	58.876	1:44.241	<b>12</b>	1:00.156	1:45.243	<b>992</b>	1 Lap	1:55.417	<b>992</b>	1 Lap	1:55.344

# MSVR Masters Historic Festival - Brands Hatch - 30th/31st May 2026

## Masters Gentlemen Drivers & Pre-66 Touring Cars

### RACE 2 - LAP CHART

LAP 26 @ 16:42:14.373			LAP 27 @ 16:43:58.383			LAP 28 @ 16:45:42.767			LAP 29 @ 16:47:28.800			LAP 30 @ 16:49:15.885		
NO	BEHIND	LAP TIME	NO	BEHIND	LAP TIME	NO	BEHIND	LAP TIME	NO	BEHIND	LAP TIME	NO	BEHIND	LAP TIME
<b>14</b>		1:43.725	<b>14</b>		1:44.010	<b>14</b>		1:44.384	<b>14</b>		1:46.033	<b>14</b>		1:47.085
<b>46</b>	18.023	1:45.748	<b>46</b>	21.355	1:47.342	<b>46</b>	23.238	1:46.267	<b>26</b>	3 Laps	1:56.959	<b>29</b>	2 Laps	1:57.135
<b>40</b>	1 Lap	1:52.393	<b>40</b>	1 Lap	1:52.525	<b>40</b>	1 Lap	1:53.474	<b>992</b>	2 Laps	1:55.463	<b>26</b>	3 Laps	1:56.969
<b>19</b>	1 Lap	1:50.128	<b>19</b>	1 Lap	1:49.864	<b>19</b>	1 Lap	1:50.127	<b>46</b>	24.532	1:47.327	<b>992</b>	2 Laps	1:55.175
<b>126</b>	58.747	1:45.797	<b>126</b>	1:00.743	1:46.006	<b>12</b>	1:01.762	1:44.368	<b>19</b>	1 Lap	1:49.981	<b>46</b>	24.071	1:46.624
<b>12</b>	1:01.947	1:44.037	<b>12</b>	1:01.778	1:43.841	<b>126</b>	1:02.271	1:45.912	<b>12</b>	1:00.736	1:45.007	<b>12</b>	58.067	1:44.416
<b>8</b>	1:15.342	1:49.942	<b>8</b>	1:20.107	1:48.775	<b>8</b>	1:24.579	1:48.856	<b>126</b>	1:01.487	1:45.249	<b>126</b>	1:00.410	1:46.008
<b>29</b>	1 Lap	1:56.972	<b>29</b>	1 Lap	1:56.411	<b>29</b>	1 Lap	1:56.607	<b>40</b>	1 Lap	1:54.476	<b>19</b>	1 Lap	1:51.963
<b>26</b>	2 Laps	1:57.317	<b>26</b>	2 Laps	1:57.246				<b>8</b>	1:27.376	1:48.830	<b>40</b>	1 Lap	1:53.873
<b>992</b>	1 Lap	1:55.640	<b>992</b>	1 Lap	1:55.513							<b>8</b>	1:29.334	1:49.043

# MSVR Masters Historic Festival - Brands Hatch - 30th/31st May 2026

## Masters Gentlemen Drivers & Pre-66 Touring Cars

### RACE 2 - LAP CHART

LAP 31 @ 16:51:01.977			LAP 32 @ 16:52:47.530			LAP 33 @ 16:54:32.897			LAP 34 @ 16:56:21.526		
NO	BEHIND	LAP TIME	NO	BEHIND	LAP TIME	NO	BEHIND	LAP TIME	NO	BEHIND	LAP TIME
14		1:46.092	14		1:45.553	14		1:45.367	14		1:48.629
29	2 Laps	1:57.339	46	26.183	1:47.602	46	29.183	1:48.367	46	28.297	1:47.743
26	3 Laps	1:56.727	29	2 Laps	1:56.653	29	2 Laps	1:57.102	29	2 Laps	1:58.021
46	24.134	1:46.155	26	3 Laps	1:57.108	26	3 Laps	1:57.213	26	3 Laps	1:56.497
992	2 Laps	1:55.556	992	2 Laps	1:54.506	992	2 Laps	1:57.190	992	2 Laps	1:55.071
12	57.113	1:45.138	12	56.955	1:45.395	12	57.403	1:45.815	12	53.647	1:44.873
126	1:00.016	1:45.698	126	1:00.213	1:45.750	126	1:00.072	1:45.226	126	57.256	1:45.813
19	1 Lap	1:50.633	19	1 Lap	1:50.384	19	1 Lap	1:50.116	19	1 Lap	1:50.023
40	1 Lap	1:52.937	40	1 Lap	1:53.169	40	1 Lap	1:53.193	40	1 Lap	1:53.864
8	1:31.903	1:48.661	8	1:35.281	1:48.931	8	1:39.625	1:49.711	8	1:41.215	1:50.219

# MSVR Masters Historic Festival - Brands Hatch - 30th/31st May 2026

## Masters Gentlemen Drivers & Pre-66 Touring Cars

### RACE 2 - POSITION CHART

No	Name	Lap Pos	Lap																																	
			1	2	3	4	5	6	7	8	9	10	11	12	13	14	15	16	17	18	19	20	21	22	23	24	25	26	27	28	29	30	31	32		
14	J.SPIERS / N.GREENS	1	14	14	14	14	14	14	14	14	14	14	14	14	14	14	14	14	14	14	14	14	14	14	14	14	14	14	14	14	14	14	14	14	14	14
12	J.COTTINGHAM / J.LIT	2	46	46	46	46	46	46	46	46	46	46	46	46	46	126	12	14	46	46	46	46	46	46	46	46	46	46	46	46	46	46	46	46	46	46
46	M.WHITAKER	3	8	8	8	8	8	8	8	8	8	8	8	8	8	12	29	46	8	8	8	8	126	126	126	126	126	126	126	12	12	12	12	12	12	
126	A.LAWLEY / M.LYONS	4	12	12	12	126	126	126	126	126	126	126	126	126	126	29	40	8	126	126	126	8	8	8	12	12	12	12	12	12	12	126	126	126	126	
8	F.RUDIGER / C.MARTIN	5	126	126	126	12	12	12	12	12	12	12	12	12	12	40	992	126	12	12	12	12	12	12	8	8	8	8	8	8	8	8	8	8		
40	G.LETTS / A.LETTS	6	29	29	29	29	29	29	29	29	29	29	29	29	29	992	46	12	29	40	40	40	40	40	40	40	40	40	40	19	19	19	19	19		
29	J.B.BELLINGER / K.AH	7	40	40	40	40	40	40	40	40	40	40	40	40	40	46	8	40	40	29	29	19	19	19	19	19	19	19	19	40	40	40	40	40		
992	H.STEPHENSON / M.S	8	992	992	992	992	992	992	992	992	992	992	992	992	992	8	126	992	19	19	19	29	29	29	29	29	29	29	29	29	29	29	29	29		
19	J.HOPWOOD	9	19	19	19	19	19	19	19	19	19	19	19	19	26	26	19	19	992	992	992	992	992	992	992	992	992	992	992	992	992	992	992	992		
26	C.SOWTER	10	26	26	26	26	26	26	26	26	26	26	26	26	19	19	26	26	26	26	26	26	26	26	26	26	26	26	26	26	26	26	26	26		
962	J.HOLMES / D.SHEPPA	11	962	962	962	962	962	962	962	962	962	962	962	962	962	962	962	962	962	962	962	962	962	962	962	962	962	962	962	962	962	962	962	962		

# MSVR Masters Historic Festival - Brands Hatch - 30th/31st May 2026

## Masters Gentlemen Drivers & Pre-66 Touring Cars

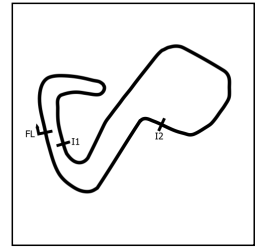
### RACE 2 - POSITION CHART

No	Name	Lap	33	34
		Pos		
14	J.SPIERS / N.GREENS	1	14	14
12	J.COTTINGHAM / J.LIT	2	46	46
46	M.WHITAKER	3	12	12
126	A.LAWLEY / M.LYONS	4	126	126
8	F.RUDIGER / C.MARTIN	5	8	8
40	G.LETTS / A.LETTS	6	19	
29	J.B.BELLINGER / K.AH	7	40	
992	H.STEPHENSON / M.S	8		
19	J.HOPWOOD	9		
26	C.SOWTER	10		
962	J.HOLMES / D.SHEPPA	11		

# MSVR Masters Historic Festival - Brands Hatch - 30th/31st May 2026

## Masters Gentlemen Drivers & Pre-66 Touring Cars

### RACE 2 - SECTOR ANALYSIS



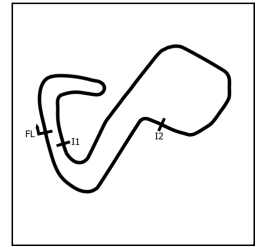
SECTOR 1 = FL to I1, SECTOR 2 = I1 to I2, SECTOR 3 = I2 to FL, DIFF = Difference To Personal Best Lap, P = Crossed Finish Line in Pit Lane, D = Time Disallowed

P1		14 C3		J.SPIERS / N.GREENSALL		TVR Griffith (1965)	
IDEAL LAP TIME : 1:43.462		BEST LAP TIME : 1:43.725		DIFFERENCE : 0.263			
D1: John SPIERS		D2: Nigel GREENSALL					
LAP	SECTOR 1	SECTOR 2	SECTOR 3	LAP TIME	MPH	DIFF	TIME OF DAY
1 - D1		46.911	24.628	1:47.505	81.48	3.780	15:56:40.060
2 - D1	33.206	47.394	24.895	1:45.495	83.03	1.770	15:58:25.555
3 - D1	33.762	46.711	24.573	1:45.046	83.39	1.321	16:00:10.601
4 - D1	34.058	46.734	24.566	1:45.358	83.14	1.633	16:01:55.959
5 - D1	33.831	46.440	24.622	1:44.893	83.51	1.168	16:03:40.852
6 - D1	33.476	46.650	24.436	1:44.562	83.77	0.837	16:05:25.414
7 - D1	33.477	46.374	24.383	1:44.234	84.04	0.509	16:07:09.648
8 - D1	33.311	46.626	24.434	1:44.371	83.92	0.646	16:08:54.019
9 - D1	33.764	47.533	25.286	1:46.583	82.18	2.858	16:10:40.602
10 - D1	34.103	47.761	24.728	1:46.592	82.18	2.867	16:12:27.194
11 - D1	34.089	47.100	24.654	1:45.843	82.76	2.118	16:14:13.037
12 - D1	33.831	47.331	24.907	1:46.069	82.58	2.344	16:15:59.106
13 - D1	34.452	46.977	24.755	1:46.184	82.49	2.459	16:17:45.290
14 - D1	34.187	47.731	25.179	1:47.097	81.79	3.372	16:19:32.387
15 - D1	34.232	47.727	25.034	1:46.993	81.87	3.268	16:21:19.380
16 - D1	33.889	47.238	25.169	1:46.296	82.40	2.571	16:23:05.676
17 - D1	34.022	47.172	IN PIT	3:25.566	<b>P</b> 42.61	1:41.841	16:26:31.242
18 - D2	OUTLAP	46.795	24.595	1:47.779	81.27	4.054	16:28:19.021
19 - D2	33.730	46.162	24.601	1:44.493	83.83	0.768	16:30:03.514
20 - D2	33.358	<b>45.993</b>	24.507	1:43.858	<b>(2)</b> 84.34	0.133	16:31:47.372
21 - D2	33.837	46.921	24.678	1:45.436	83.08	1.711	16:33:32.808
22 - D2	33.561	46.834	25.124	1:45.519	83.01	1.794	16:35:18.327
23 - D2	33.563	46.134	<b>24.266</b>	1:43.963	84.25	0.238	16:37:02.290
24 - D2	33.362	46.234	24.349	1:43.945	<b>(3)</b> 84.27	0.220	16:38:46.235
25 - D2	33.551	46.482	24.380	1:44.413	83.89	0.688	16:40:30.648
<b>26 - D2</b>	<b>33.203</b>	46.048	24.474	<b>1:43.725</b>	<b>(1)</b> <b>84.45</b>		<b>16:42:14.373</b>
27 - D2	33.288	46.224	24.498	1:44.010	84.22	0.285	16:43:58.383
28 - D2	33.437	46.473	24.474	1:44.384	83.91	0.659	16:45:42.767
29 - D2	34.084	46.727	25.222	1:46.033	82.61	2.308	16:47:28.800
30 - D2	34.234	47.565	25.286	1:47.085	81.80	3.360	16:49:15.885
31 - D2	34.067	47.197	24.828	1:46.092	82.56	2.367	16:51:01.977
32 - D2	33.646	47.188	24.719	1:45.553	82.98	1.828	16:52:47.530
33 - D2	33.498	47.145	24.724	1:45.367	83.13	1.642	16:54:32.897
34 - D2	35.419	47.805	25.405	1:48.629	80.63	4.904	16:56:21.526

# MSVR Masters Historic Festival - Brands Hatch - 30th/31st May 2026

## Masters Gentlemen Drivers & Pre-66 Touring Cars

### RACE 2 - SECTOR ANALYSIS



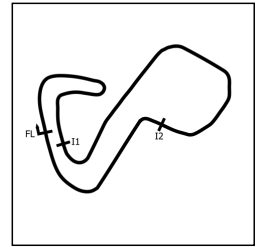
SECTOR 1 = FL to I1, SECTOR 2 = I1 to I2, SECTOR 3 = I2 to FL, DIFF = Difference To Personal Best Lap, P = Crossed Finish Line in Pit Lane, D = Time Disallowed

P2 46 C3		M.WHITAKER		TVR Griffith (1965)			
IDEAL LAP TIME : 1:43.939		BEST LAP TIME : 1:44.758		DIFFERENCE : 0.819			
D1: Michael WHITAKER							
LAP	SECTOR 1	SECTOR 2	SECTOR 3	LAP TIME	MPH	DIFF	TIME OF DAY
1 - D1		46.416	24.571	1:47.983	81.12	3.225	15:56:40.538
2 - D1	33.670	46.828	24.806	1:45.304	83.18	0.546	15:58:25.842
3 - D1	33.913	46.659	<b>24.453</b>	1:45.025	83.40	0.267	16:00:10.867
4 - D1	34.109	46.803	24.616	1:45.528	83.00	0.770	16:01:56.395
<b>5 - D1</b>	<b>33.934</b>	<b>46.297</b>	24.527	<b>1:44.758 (1)</b>	<b>83.61</b>		<b>16:03:41.153</b>
6 - D1	33.755	46.622	24.471	1:44.848 (2)	83.54	0.090	16:05:26.001
7 - D1	33.716	46.582	24.693	1:44.991 (3)	83.43	0.233	16:07:10.992
8 - D1	<b>33.189</b>	47.402	25.057	1:45.648	82.91	0.890	16:08:56.640
9 - D1	33.431	47.671	25.314	1:46.416	82.31	1.658	16:10:43.056
10 - D1	33.905	48.534	25.498	1:47.937	81.15	3.179	16:12:30.993
11 - D1	34.273	47.968	25.081	1:47.322	81.62	2.564	16:14:18.315
12 - D1	33.853	47.572	25.012	1:46.437	82.30	1.679	16:16:04.752
13 - D1	33.771	47.194	25.026	1:45.991	82.64	1.233	16:17:50.743
14 - D1	34.287	47.216	25.110	1:46.613	82.16	1.855	16:19:37.356
15 - D1	34.230	47.061	IN PIT	3:24.208 P	42.89	1:39.450	16:23:01.564
16 - D1	OUTLAP	47.748	24.712	1:48.914	80.42	4.156	16:24:50.478
17 - D1	33.761	47.085	24.999	1:45.845	82.76	1.087	16:26:36.323
18 - D1	33.861	47.207	24.734	1:45.802	82.79	1.044	16:28:22.125
19 - D1	33.956	47.320	24.845	1:46.121	82.54	1.363	16:30:08.246
20 - D1	33.434	47.612	25.146	1:46.192	82.49	1.434	16:31:54.438
21 - D1	33.906	47.378	24.807	1:46.091	82.56	1.333	16:33:40.529
22 - D1	33.941	47.420	24.867	1:46.228	82.46	1.470	16:35:26.757
23 - D1	33.911	47.140	25.453	1:46.504	82.24	1.746	16:37:13.261
24 - D1	34.289	47.418	24.953	1:46.660	82.12	1.902	16:38:59.921
25 - D1	33.949	47.602	25.176	1:46.727	82.07	1.969	16:40:46.648
26 - D1	33.979	47.030	24.739	1:45.748	82.83	0.990	16:42:32.396
27 - D1	33.918	48.363	25.061	1:47.342	81.60	2.584	16:44:19.738
28 - D1	33.872	47.573	24.822	1:46.267	82.43	1.509	16:46:06.005
29 - D1	34.473	47.799	25.055	1:47.327	81.61	2.569	16:47:53.332
30 - D1	34.172	47.549	24.903	1:46.624	82.15	1.866	16:49:39.956
31 - D1	33.943	47.152	25.060	1:46.155	82.51	1.397	16:51:26.111
32 - D1	34.131	48.365	25.106	1:47.602	81.40	2.844	16:53:13.713
33 - D1	34.365	48.625	25.377	1:48.367	80.83	3.609	16:55:02.080
34 - D1	33.954	47.996	25.793	1:47.743	81.30	2.985	16:56:49.823

# MSVR Masters Historic Festival - Brands Hatch - 30th/31st May 2026

## Masters Gentlemen Drivers & Pre-66 Touring Cars

### RACE 2 - SECTOR ANALYSIS



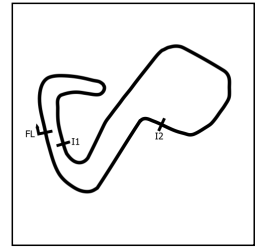
SECTOR 1 = FL to I1, SECTOR 2 = I1 to I2, SECTOR 3 = I2 to FL, DIFF = Difference To Personal Best Lap, P = Crossed Finish Line in Pit Lane, D = Time Disallowed

P3 12 C3		J.COTTINGHAM / J.LITTLEJOHN		Shelby Cobra Daytona (1965)			
IDEAL LAP TIME : 1:43.777		BEST LAP TIME : 1:43.841		DIFFERENCE : 0.064			
D1: Jeremy COTTINGHAM		D2: James LITTLEJOHN					
LAP	SECTOR 1	SECTOR 2	SECTOR 3	LAP TIME	MPH	DIFF	TIME OF DAY
1 - D1		49.881	25.807	1:54.513	76.49	10.672	15:56:47.068
2 - D1	34.970	49.377	25.415	1:49.762	79.80	5.921	15:58:36.830
3 - D1	35.118	49.608	25.768	1:50.494	79.27	6.653	16:00:27.324
4 - D1	34.584	49.220	26.609	1:50.413	79.33	6.572	16:02:17.737
5 - D1	35.108	49.500	25.913	1:50.521	79.25	6.680	16:04:08.258
6 - D1	34.909	50.018	25.800	1:50.727	79.11	6.886	16:05:58.985
7 - D1	35.214	49.491	25.902	1:50.607	79.19	6.766	16:07:49.592
8 - D1	35.320	49.019	25.514	1:49.853	79.74	6.012	16:09:39.445
9 - D1	34.826	48.893	25.595	1:49.314	80.13	5.473	16:11:28.759
10 - D1	35.184	48.961	25.835	1:49.980	79.64	6.139	16:13:18.739
11 - D1	34.783	49.036	25.243	1:49.062	80.31	5.221	16:15:07.801
12 - D1	34.378	48.689	25.429	1:48.496	80.73	4.655	16:16:56.297
13 - D1	34.227	48.778	25.286	1:48.291	80.89	4.450	16:18:44.588
14 - D1	34.458	48.277	25.259	1:47.994	81.11	4.153	16:20:32.582
15 - D1	34.660	48.409	25.386	1:48.455	80.76	4.614	16:22:21.037
16 - D1	34.211	48.087	25.232	1:47.530	81.46	3.689	16:24:08.567
17 - D1	34.174	48.910	IN PIT	3:21.961	<b>P</b> 43.37	1:38.120	16:27:30.528
18 - D2	OUTLAP	47.295	24.973	1:48.348	80.84	4.507	16:29:18.876
19 - D2	33.652	46.846	24.831	1:45.329	83.16	1.488	16:31:04.205
20 - D2	33.121	46.562	24.888	1:44.571	83.76	0.730	16:32:48.776
21 - D2	33.172	46.253	24.761	1:44.186	<b>(3)</b> 84.07	0.345	16:34:32.962
22 - D2	33.197	46.223	24.821	1:44.241	84.03	0.400	16:36:17.203
23 - D2	33.515	46.794	24.934	1:45.243	83.23	1.402	16:38:02.446
24 - D2	33.317	46.624	25.023	1:44.964	83.45	1.123	16:39:47.410
25 - D2	32.953	47.144	24.776	1:44.873	83.52	1.032	16:41:32.283
26 - D2	33.053	46.175	24.809	1:44.037	<b>(2)</b> 84.19	0.196	16:43:16.320
<b>27 - D2</b>	<b>32.930</b>	46.214	<b>24.697</b>	<b>1:43.841</b>	<b>(1)</b> <b>84.35</b>		<b>16:45:00.161</b>
28 - D2	32.991	<b>46.150</b>	25.227	1:44.368	83.93	0.527	16:46:44.529
29 - D2	33.248	46.535	25.224	1:45.007	83.42	1.166	16:48:29.536
30 - D2	33.131	46.469	24.816	1:44.416	83.89	0.575	16:50:13.952
31 - D2	33.330	46.693	25.115	1:45.138	83.31	1.297	16:51:59.090
32 - D2	33.329	46.721	25.345	1:45.395	83.11	1.554	16:53:44.485
33 - D2	33.353	46.987	25.475	1:45.815	82.78	1.974	16:55:30.300
34 - D2	33.330	46.433	25.110	1:44.873	83.52	1.032	16:57:15.173

# MSVR Masters Historic Festival - Brands Hatch - 30th/31st May 2026

## Masters Gentlemen Drivers & Pre-66 Touring Cars

### RACE 2 - SECTOR ANALYSIS



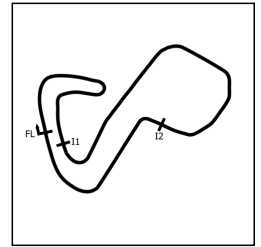
SECTOR 1 = FL to I1, SECTOR 2 = I1 to I2, SECTOR 3 = I2 to FL, DIFF = Difference To Personal Best Lap, P = Crossed Finish Line in Pit Lane, D = Time Disallowed

P4 126 CLP		A.LAWLEY / M.LYONS		Lotus Elan 26R (1964)			
IDEAL LAP TIME : 1:44.809		BEST LAP TIME : 1:45.226		DIFFERENCE : 0.417			
D1: Andrew LAWLEY		D2: Micheal LYONS					
LAP	SECTOR 1	SECTOR 2	SECTOR 3	LAP TIME	MPH	DIFF	TIME OF DAY
1 - D1		51.498	26.199	1:55.984	75.52	10.758	15:56:48.539
2 - D1	34.286	48.920	25.962	1:49.168	80.24	3.942	15:58:37.707
3 - D1	34.770	50.160	26.576	1:51.506	78.55	6.280	16:00:29.213
4 - D1	33.917	48.394	26.079	1:48.390	80.81	3.164	16:02:17.603
5 - D1	34.429	48.690	25.847	1:48.966	80.39	3.740	16:04:06.569
6 - D1	34.091	48.436	26.259	1:48.786	80.52	3.560	16:05:55.355
7 - D1	34.318	48.756	25.897	1:48.971	80.38	3.745	16:07:44.326
8 - D1	34.533	48.219	25.908	1:48.660	80.61	3.434	16:09:32.986
9 - D1	34.214	48.803	25.814	1:48.831	80.49	3.605	16:11:21.817
10 - D1	34.535	48.484	25.908	1:48.927	80.41	3.701	16:13:10.744
11 - D1	34.408	48.266	26.112	1:48.786	80.52	3.560	16:14:59.530
12 - D1	34.599	48.223	25.856	1:48.678	80.60	3.452	16:16:48.208
13 - D1	34.253	48.542	25.958	1:48.753	80.54	3.527	16:18:36.961
14 - D1	34.641	48.658	26.470	1:49.769	79.80	4.543	16:20:26.730
15 - D1	34.576	48.795	26.137	1:49.508	79.99	4.282	16:22:16.238
16 - D1	34.563	48.894	IN PIT	3:09.717	<b>P</b> 46.17	1:24.491	16:25:25.955
17 - D2	OUTLAP	47.990	25.465	1:50.724	79.11	5.498	16:27:16.679
18 - D2	33.891	47.545	25.393	1:46.829	81.99	1.603	16:29:03.508
19 - D2	33.633	47.100	25.324	1:46.057	82.59	0.831	16:30:49.565
20 - D2	33.554	47.311	26.006	1:46.871	81.96	1.645	16:32:36.436
21 - D2	33.914	47.700	25.208	1:46.822	82.00	1.596	16:34:23.258
22 - D2	33.509	47.260	25.022	1:45.791	82.80	0.565	16:36:09.049
23 - D2	33.485	47.875	25.481	1:46.841	81.98	1.615	16:37:55.890
24 - D2	33.640	46.930	25.074	1:45.644	<b>(3)</b> 82.91	0.418	16:39:41.534
25 - D2	33.546	46.968	25.275	1:45.789	82.80	0.563	16:41:27.323
26 - D2	33.514	47.252	25.031	1:45.797	82.79	0.571	16:43:13.120
27 - D2	33.799	47.130	25.077	1:46.006	82.63	0.780	16:44:59.126
28 - D2	33.537	47.118	25.257	1:45.912	82.70	0.686	16:46:45.038
29 - D2	33.390	<b>46.547</b>	25.312	1:45.249	<b>(2)</b> 83.22	0.023	16:48:30.287
30 - D2	33.774	47.286	<b>24.948</b>	1:46.008	82.63	0.782	16:50:16.295
31 - D2	33.425	47.034	25.239	1:45.698	82.87	0.472	16:52:01.993
32 - D2	33.462	46.949	25.339	1:45.750	82.83	0.524	16:53:47.743
<b>33 - D2</b>	<b>33.314</b>	46.831	25.081	<b>1:45.226 (1)</b>	<b>83.24</b>		<b>16:55:32.969</b>
34 - D2	33.530	47.144	25.139	1:45.813	82.78	0.587	16:57:18.782

# MSVR Masters Historic Festival - Brands Hatch - 30th/31st May 2026

## Masters Gentlemen Drivers & Pre-66 Touring Cars

### RACE 2 - SECTOR ANALYSIS



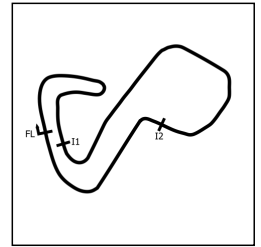
SECTOR 1 = FL to I1, SECTOR 2 = I1 to I2, SECTOR 3 = I2 to FL, DIFF = Difference To Personal Best Lap, P = Crossed Finish Line in Pit Lane, D = Time Disallowed

P5		8 C3		F.RUDIGER / C.MARTIN		Shelby Cobra 289 (1964)	
IDEAL LAP TIME : 1:46.338		BEST LAP TIME : 1:46.464		DIFFERENCE : 0.126			
D1: Friedrichs RUDIGER		D2: Charlie MARTIN					
LAP	SECTOR 1	SECTOR 2	SECTOR 3	LAP TIME	MPH	DIFF	TIME OF DAY
1 - D1		49.012	25.789	1:52.598	77.79	6.134	15:56:45.153
2 - D1	34.462	48.178	25.226	1:47.866	81.21	1.402	15:58:33.019
3 - D1	34.247	48.648	25.328	1:48.223	80.94	1.759	16:00:21.242
4 - D1	34.540	48.243	25.486	1:48.269	80.90	1.805	16:02:09.511
5 - D1	34.653	48.461	25.277	1:48.391	80.81	1.927	16:03:57.902
6 - D1	34.103	47.767	25.393	1:47.263	81.66	0.799	16:05:45.165
7 - D1	34.030	47.566	25.572	1:47.168	81.73	0.704	16:07:32.333
8 - D1	33.982	47.568	25.213	1:46.763 (3)	82.04	0.299	16:09:19.096
9 - D1	34.088	47.433	<b>25.092</b>	1:46.613 (2)	82.16	0.149	16:11:05.709
10 - D1	<b>33.891</b>	47.640	25.383	1:46.914	81.93	0.450	16:12:52.623
11 - D1	34.010	47.684	25.290	1:46.984	81.87	0.520	16:14:39.607
12 - D1	34.320	47.759	25.337	1:47.416	81.55	0.952	16:16:27.023
<b>13 - D1</b>	33.910	<b>47.355</b>	25.199	<b>1:46.464 (1)</b>	<b>82.27</b>		<b>16:18:13.487</b>
14 - D1	34.517	48.058	25.358	1:47.933	81.16	1.469	16:20:01.420
15 - D1	35.348	47.993	IN PIT	3:27.520	<b>P</b> 42.21	1:41.056	16:23:28.940
16 - D2	OUTLAP	48.826	25.768	1:51.731	78.40	5.267	16:25:20.671
17 - D2	34.207	48.427	25.575	1:48.209	80.95	1.745	16:27:08.880
18 - D2	34.682	49.313	25.621	1:49.616	79.91	3.152	16:28:58.496
19 - D2	34.548	48.422	25.599	1:48.569	80.68	2.105	16:30:47.065
20 - D2	34.633	48.424	25.997	1:49.054	80.32	2.590	16:32:36.119
21 - D2	34.736	48.606	25.530	1:48.872	80.46	2.408	16:34:24.991
22 - D2	34.813	48.075	25.658	1:48.546	80.70	2.082	16:36:13.537
23 - D2	34.898	48.375	25.613	1:48.886	80.44	2.422	16:38:02.423
24 - D2	34.804	48.317	25.732	1:48.853	80.47	2.389	16:39:51.276
25 - D2	34.404	48.564	25.529	1:48.497	80.73	2.033	16:41:39.773
26 - D2	34.859	49.227	25.856	1:49.942	79.67	3.478	16:43:29.715
27 - D2	34.479	48.736	25.560	1:48.775	80.53	2.311	16:45:18.490
28 - D2	34.551	48.684	25.621	1:48.856	80.47	2.392	16:47:07.346
29 - D2	34.481	48.724	25.625	1:48.830	80.49	2.366	16:48:56.176
30 - D2	34.823	48.656	25.564	1:49.043	80.33	2.579	16:50:45.219
31 - D2	34.473	48.624	25.564	1:48.661	80.61	2.197	16:52:33.880
32 - D2	34.607	48.662	25.662	1:48.931	80.41	2.467	16:54:22.811
33 - D2	34.814	49.203	25.694	1:49.711	79.84	3.247	16:56:12.522
34 - D2	34.890	49.299	26.030	1:50.219	79.47	3.755	16:58:02.741

# MSVR Masters Historic Festival - Brands Hatch - 30th/31st May 2026

## Masters Gentlemen Drivers & Pre-66 Touring Cars

### RACE 2 - SECTOR ANALYSIS



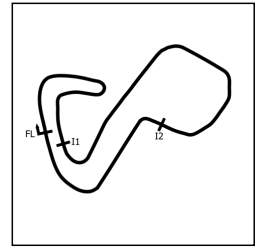
SECTOR 1 = FL to I1, SECTOR 2 = I1 to I2, SECTOR 3 = I2 to FL, DIFF = Difference To Personal Best Lap, P = Crossed Finish Line in Pit Lane, D = Time Disallowed

P6 19 CLP J.HOPWOOD		Lotus Elan (1964)					
IDEAL LAP TIME : 1:48.968		BEST LAP TIME : 1:49.864		DIFFERENCE : 0.896			
D1: Joel HOPWOOD							
LAP	SECTOR 1	SECTOR 2	SECTOR 3	LAP TIME	MPH	DIFF	TIME OF DAY
1 - D1		52.365	27.104	2:00.792	72.51	10.928	15:56:53.347
2 - D1	36.218	52.351	27.206	1:55.775	75.66	5.911	15:58:49.122
3 - D1	35.718	51.335	27.062	1:54.115	76.76	4.251	16:00:43.237
4 - D1	35.440	51.643	26.861	1:53.944	76.87	4.080	16:02:37.181
5 - D1	35.339	51.235	26.744	1:53.318	77.30	3.454	16:04:30.499
6 - D1	35.422	51.033	26.403	1:52.858	77.61	2.994	16:06:23.357
7 - D1	34.919	50.536	26.304	1:51.759	78.38	1.895	16:08:15.116
8 - D1	35.077	50.386	26.682	1:52.145	78.11	2.281	16:10:07.261
9 - D1	34.815	50.312	26.305	1:51.432	78.61	1.568	16:11:58.693
10 - D1	35.226	50.490	26.332	1:52.048	78.17	2.184	16:13:50.741
11 - D1	34.902	49.771	26.277	1:50.950	78.95	1.086	16:15:41.691
12 - D1	34.865	49.844	26.292	1:51.001	78.91	1.137	16:17:32.692
13 - D1	34.619	49.662	26.474	1:50.755	79.09	0.891	16:19:23.447
14 - D1	34.814	49.525	IN PIT	3:14.749	P 44.98	1:24.885	16:22:38.196
15 - D1	OUTLAP	49.724	26.473	1:54.198	76.70	4.334	16:24:32.394
16 - D1	34.630	50.107	26.753	1:51.490	78.57	1.626	16:26:23.884
17 - D1	<b>34.202</b>	49.608	26.515	1:50.325	79.40	0.461	16:28:14.209
18 - D1	34.567	49.365	26.378	1:50.310	79.41	0.446	16:30:04.519
19 - D1	34.906	49.596	26.266	1:50.768	79.08	0.904	16:31:55.287
20 - D1	34.628	<b>49.048</b>	26.299	1:49.975 (2)	79.65	0.111	16:33:45.262
21 - D1	34.546	50.939	26.172	1:51.657	78.45	1.793	16:35:36.919
22 - D1	34.782	49.708	26.214	1:50.704	79.12	0.840	16:37:27.623
23 - D1	34.427	49.495	26.088	1:50.010	79.62	0.146	16:39:17.633
24 - D1	34.621	51.024	26.018	1:51.663	78.44	1.799	16:41:09.296
25 - D1	34.752	49.481	25.895	1:50.128	79.54	0.264	16:42:59.424
<b>26 - D1</b>	34.357	49.403	26.104	<b>1:49.864 (1)</b>	<b>79.73</b>		<b>16:44:49.288</b>
27 - D1	34.569	49.250	26.308	1:50.127	79.54	0.263	16:46:39.415
28 - D1	34.811	49.215	25.955	1:49.981 (3)	79.64	0.117	16:48:29.396
29 - D1	35.382	49.977	26.604	1:51.963	78.23	2.099	16:50:21.359
30 - D1	34.686	50.036	25.911	1:50.633	79.17	0.769	16:52:11.992
31 - D1	34.516	49.726	26.142	1:50.384	79.35	0.520	16:54:02.376
32 - D1	34.716	49.682	<b>25.718</b>	1:50.116	79.55	0.252	16:55:52.492
33 - D1	34.772	49.375	25.876	1:50.023	79.61	0.159	16:57:42.515

# MSVR Masters Historic Festival - Brands Hatch - 30th/31st May 2026

## Masters Gentlemen Drivers & Pre-66 Touring Cars

### RACE 2 - SECTOR ANALYSIS



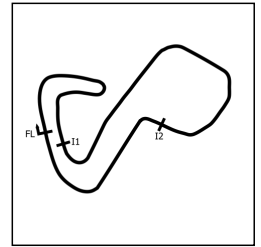
SECTOR 1 = FL to I1, SECTOR 2 = I1 to I2, SECTOR 3 = I2 to FL, DIFF = Difference To Personal Best Lap, P = Crossed Finish Line in Pit Lane, D = Time Disallowed

P7 40 TCC		G.LETTS / A.LETTS		Ford Lotus Cortina (1963)			
IDEAL LAP TIME : 1:49.642		BEST LAP TIME : 1:49.883		DIFFERENCE : 0.241			
D1: Geoffrey LETTS		D2: Alan LETTS					
LAP	SECTOR 1	SECTOR 2	SECTOR 3	LAP TIME	MPH	DIFF	TIME OF DAY
1 - D1		50.069	26.711	1:56.839	74.97	6.956	15:56:49.394
2 - D1	35.160	49.049	26.584	1:50.793	79.06	0.910	15:58:40.187
3 - D1	34.791	49.093	26.340	1:50.224 (2)	79.47	0.341	16:00:30.411
<b>4 - D1</b>	<b>34.845</b>	<b>48.712</b>	26.326	<b>1:49.883 (1)</b>	<b>79.71</b>		<b>16:02:20.294</b>
5 - D1	35.076	48.782	26.482	1:50.340 (3)	79.38	0.457	16:04:10.634
6 - D1	35.273	49.189	<b>26.306</b>	1:50.768	79.08	0.885	16:06:01.402
7 - D1	<b>34.624</b>	49.444	26.455	1:50.523	79.25	0.640	16:07:51.925
8 - D1	35.069	48.929	26.413	1:50.411	79.33	0.528	16:09:42.336
9 - D1	34.761	49.168	26.607	1:50.536	79.24	0.653	16:11:32.872
10 - D1	34.925	49.161	26.478	1:50.564	79.22	0.681	16:13:23.436
11 - D1	34.929	49.324	26.630	1:50.883	79.00	1.000	16:15:14.319
12 - D1	34.966	49.284	26.327	1:50.577	79.21	0.694	16:17:04.896
13 - D1	35.348	49.607	26.440	1:51.395	78.63	1.512	16:18:56.291
14 - D1	35.261	49.091	26.417	1:50.769	79.08	0.886	16:20:47.060
15 - D1	35.104	49.149	26.661	1:50.914	78.97	1.031	16:22:37.974
16 - D1	35.173	49.550	26.783	1:51.506	78.55	1.623	16:24:29.480
17 - D1	35.128	50.148	IN PIT	3:14.675 P	44.99	1:24.792	16:27:44.155
18 - D2	OUTLAP	50.508	26.950	1:56.110	75.44	6.227	16:29:40.265
19 - D2	36.309	49.787	27.306	1:53.402	77.24	3.519	16:31:33.667
20 - D2	36.050	49.863	27.148	1:53.061	77.47	3.178	16:33:26.728
21 - D2	35.884	50.350	27.583	1:53.817	76.96	3.934	16:35:20.545
22 - D2	36.150	49.917	27.106	1:53.173	77.40	3.290	16:37:13.718
23 - D2	36.283	49.480	26.937	1:52.700	77.72	2.817	16:39:06.418
24 - D2	35.831	49.903	26.971	1:52.705	77.72	2.822	16:40:59.123
25 - D2	35.847	49.676	26.870	1:52.393	77.93	2.510	16:42:51.516
26 - D2	35.447	50.126	26.952	1:52.525	77.84	2.642	16:44:44.041
27 - D2	36.184	50.211	27.079	1:53.474	77.19	3.591	16:46:37.515
28 - D2	35.953	50.734	27.789	1:54.476	76.52	4.593	16:48:31.991
29 - D2	36.244	50.573	27.056	1:53.873	76.92	3.990	16:50:25.864
30 - D2	35.991	49.912	27.034	1:52.937	77.56	3.054	16:52:18.801
31 - D2	36.158	50.000	27.011	1:53.169	77.40	3.286	16:54:11.970
32 - D2	35.994	49.998	27.201	1:53.193	77.38	3.310	16:56:05.163
33 - D2	36.524	50.364	26.976	1:53.864	76.93	3.981	16:57:59.027

# MSVR Masters Historic Festival - Brands Hatch - 30th/31st May 2026

## Masters Gentlemen Drivers & Pre-66 Touring Cars

### RACE 2 - SECTOR ANALYSIS



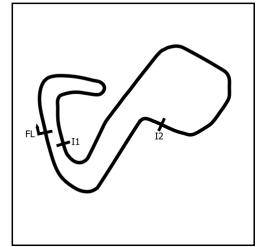
SECTOR 1 = FL to I1, SECTOR 2 = I1 to I2, SECTOR 3 = I2 to FL, DIFF = Difference To Personal Best Lap, P = Crossed Finish Line in Pit Lane, D = Time Disallowed

P8 29 C2 J B.BELLINGER / K.AHLERS		Morgan Plus 4 SLR (1964)					
IDEAL LAP TIME : 1:49.296		BEST LAP TIME : 1:49.824		DIFFERENCE : 0.528			
D1: James Billy BELLINGER		D2: Ketih AHLERS					
LAP	SECTOR 1	SECTOR 2	SECTOR 3	LAP TIME	MPH	DIFF	TIME OF DAY
1 - D1		49.288	27.258	1:56.328	75.30	6.504	15:56:48.883
2 - D1	34.781	<b>48.888</b>	26.317	1:49.986 (2)	79.64	0.162	15:58:38.869
3 - D1	<b>34.367</b>	49.278	27.014	1:50.659	79.16	0.835	16:00:29.528
4 - D1	34.586	49.122	26.429	1:50.137 (3)	79.53	0.313	16:02:19.665
5 - D1	34.943	49.207	26.338	1:50.488	79.28	0.664	16:04:10.153
6 - D1	34.817	49.267	26.543	1:50.627	79.18	0.803	16:06:00.780
7 - D1	34.829	49.342	26.395	1:50.566	79.22	0.742	16:07:51.346
<b>8 - D1</b>	34.776	49.007	<b>26.041</b>	<b>1:49.824 (1)</b>	<b>79.76</b>		<b>16:09:41.170</b>
9 - D1	34.472	49.491	26.319	1:50.282	79.43	0.458	16:11:31.452
10 - D1	34.980	49.293	26.472	1:50.745	79.09	0.921	16:13:22.197
11 - D1	34.916	49.375	26.467	1:50.758	79.08	0.934	16:15:12.955
12 - D1	34.613	49.682	26.340	1:50.635	79.17	0.811	16:17:03.590
13 - D1	34.941	49.541	26.615	1:51.097	78.84	1.273	16:18:54.687
14 - D1	35.040	49.584	26.352	1:50.976	78.93	1.152	16:20:45.663
15 - D1	35.068	49.940	26.497	1:51.505	78.56	1.681	16:22:37.168
16 - D1	35.177	49.723	26.440	1:51.340	78.67	1.516	16:24:28.508
17 - D1	35.076	50.965	26.457	1:52.498	77.86	2.674	16:26:21.006
18 - D1	35.089	49.720	IN PIT	3:15.780 P	44.74	1:25.956	16:29:36.786
19 - D2	OUTLAP	54.553	28.439	2:06.232	69.39	16.408	16:31:43.018
20 - D2	37.577	52.518	27.835	1:57.930	74.28	8.106	16:33:40.948
21 - D2	37.386	53.583	28.546	1:59.515	73.29	9.691	16:35:40.463
22 - D2	37.459	53.261	28.287	1:59.007	73.60	9.183	16:37:39.470
23 - D2	37.121	52.561	27.854	1:57.536	74.52	7.712	16:39:37.006
24 - D2	36.834	52.407	28.048	1:57.289	74.68	7.465	16:41:34.295
25 - D2	36.678	52.494	27.800	1:56.972	74.88	7.148	16:43:31.267
26 - D2	36.857	52.052	27.502	1:56.411	75.24	6.587	16:45:27.678
27 - D2	36.366	52.622	27.619	1:56.607	75.12	6.783	16:47:24.285
28 - D2	36.660	52.524	27.951	1:57.135	74.78	7.311	16:49:21.420
29 - D2	37.009	52.754	27.576	1:57.339	74.65	7.515	16:51:18.759
30 - D2	36.912	51.544	28.197	1:56.653	75.09	6.829	16:53:15.412
31 - D2	36.534	52.725	27.843	1:57.102	74.80	7.278	16:55:12.514
32 - D2	36.891	52.679	28.451	1:58.021	74.22	8.197	16:57:10.535

# MSVR Masters Historic Festival - Brands Hatch - 30th/31st May 2026

## Masters Gentlemen Drivers & Pre-66 Touring Cars

### RACE 2 - SECTOR ANALYSIS



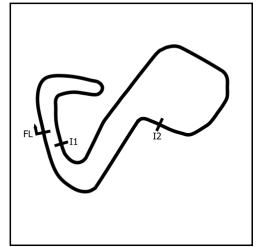
SECTOR 1 = FL to I1, SECTOR 2 = I1 to I2, SECTOR 3 = I2 to FL, DIFF = Difference To Personal Best Lap, P = Crossed Finish Line in Pit Lane, D = Time Disallowed

P9 992 TCA		H.STEPHENSON / M.STEPHENSON		Ford Mustang (1965)			
IDEAL LAP TIME : 1:49.783		BEST LAP TIME : 1:50.253		DIFFERENCE : 0.470			
D1: Henry Richard STEPHENS		D2: Martin STEPHENSON					
LAP	SECTOR 1	SECTOR 2	SECTOR 3	LAP TIME	MPH	DIFF	TIME OF DAY
1 - D1		50.221	26.213	1:56.967	74.89	6.714	15:56:49.522
2 - D1	35.521	49.864	26.016	1:51.401	78.63	1.148	15:58:40.923
3 - D1	35.132	49.896	25.899	1:50.927	78.96	0.674	16:00:31.850
4 - D1	35.017	49.535	<b>25.811</b>	1:50.363 (2)	79.37	0.110	16:02:22.213
5 - D1	34.904	49.614	25.904	1:50.422 (3)	79.33	0.169	16:04:12.635
<b>6 - D1</b>	<b>34.745</b>	49.545	25.963	<b>1:50.253 (1)</b>	<b>79.45</b>		<b>16:06:02.888</b>
7 - D1	35.449	49.550	25.898	1:50.897	78.99	0.644	16:07:53.785
8 - D1	35.279	49.318	25.905	1:50.502	79.27	0.249	16:09:44.287
9 - D1	35.454	49.260	26.031	1:50.745	79.09	0.492	16:11:35.032
10 - D1	35.245	49.810	26.134	1:51.189	78.78	0.936	16:13:26.221
11 - D1	35.153	<b>49.227</b>	26.172	1:50.552	79.23	0.299	16:15:16.773
12 - D1	35.368	49.756	25.936	1:51.060	78.87	0.807	16:17:07.833
13 - D1	35.290	49.691	25.985	1:50.966	78.94	0.713	16:18:58.799
14 - D1	35.537	49.450	26.055	1:51.042	78.88	0.789	16:20:49.841
15 - D1	35.602	49.632	26.183	1:51.417	78.62	1.164	16:22:41.258
16 - D1	35.908	49.456	26.190	1:51.554	78.52	1.301	16:24:32.812
17 - D1	35.769	49.309	IN PIT	3:38.519 P	40.08	1:48.266	16:28:11.331
18 - D2	OUTLAP	52.428	28.233	2:02.468	71.52	12.215	16:30:13.799
19 - D2	37.595	51.874	27.447	1:56.916	74.92	6.663	16:32:10.715
20 - D2	37.183	51.924	27.385	1:56.492	75.19	6.239	16:34:07.207
21 - D2	37.058	51.816	27.602	1:56.476	75.20	6.223	16:36:03.683
22 - D2	36.827	51.876	27.427	1:56.130	75.43	5.877	16:37:59.813
23 - D2	36.846	51.305	27.266	1:55.417	75.89	5.164	16:39:55.230
24 - D2	36.758	51.290	27.296	1:55.344	75.94	5.091	16:41:50.574
25 - D2	36.527	51.669	27.444	1:55.640	75.75	5.387	16:43:46.214
26 - D2	36.677	51.309	27.527	1:55.513	75.83	5.260	16:45:41.727
27 - D2	36.785	51.494	27.184	1:55.463	75.86	5.210	16:47:37.190
28 - D2	36.503	51.549	27.123	1:55.175	76.05	4.922	16:49:32.365
29 - D2	36.800	51.345	27.411	1:55.556	75.80	5.303	16:51:27.921
30 - D2	36.571	50.916	27.019	1:54.506	76.50	4.253	16:53:22.427
31 - D2	37.847	52.111	27.232	1:57.190	74.74	6.937	16:55:19.617
32 - D2	36.508	51.299	27.264	1:55.071	76.12	4.818	16:57:14.688

# MSVR Masters Historic Festival - Brands Hatch - 30th/31st May 2026

## Masters Gentlemen Drivers & Pre-66 Touring Cars

### RACE 2 - SECTOR ANALYSIS



SECTOR 1 = FL to I1, SECTOR 2 = I1 to I2, SECTOR 3 = I2 to FL, DIFF = Difference To Personal Best Lap, P = Crossed Finish Line in Pit Lane, D = Time Disallowed

P10 26 TCC C.SOWTER		Lotus Cortina (1965)					
IDEAL LAP TIME : 1:56.119		BEST LAP TIME : 1:56.497		DIFFERENCE : 0.378			
D1: Colin SOWTER							
LAP	SECTOR 1	SECTOR 2	SECTOR 3	LAP TIME	MPH	DIFF	TIME OF DAY
1 - D1		53.278	27.952	2:02.782	71.34	6.285	15:56:55.337
2 - D1	36.443	52.820	28.221	1:57.484	74.56	0.987	15:58:52.821
3 - D1	36.567	53.026	28.306	1:57.899	74.29	1.402	16:00:50.720
4 - D1	36.474	52.704	28.520	1:57.698	74.42	1.201	16:02:48.418
5 - D1	36.423	52.873	28.021	1:57.317	74.66	0.820	16:04:45.735
6 - D1	36.499	52.221	28.009	1:56.729 (3)	75.04	0.232	16:06:42.464
7 - D1	36.425	52.842	27.921	1:57.188	74.75	0.691	16:08:39.652
8 - D1	36.375	52.748	28.346	1:57.469	74.57	0.972	16:10:37.121
9 - D1	36.387	53.680	28.241	1:58.308	74.04	1.811	16:12:35.429
10 - D1	36.634	52.943	28.286	1:57.863	74.32	1.366	16:14:33.292
11 - D1	36.479	54.163	28.268	1:58.910	73.66	2.413	16:16:32.202
12 - D1	36.631	52.849	28.114	1:57.594	74.49	1.097	16:18:29.796
13 - D1	36.579	52.846	29.111	1:58.536	73.90	2.039	16:20:28.332
14 - D1	37.176	53.061	28.394	1:58.631	73.84	2.134	16:22:26.963
15 - D1	36.789	53.024	28.456	1:58.269	74.06	1.772	16:24:25.232
16 - D1	36.479	54.156	IN PIT	3:21.535 P	43.46	1:25.038	16:27:46.767
17 - D1	OUTLAP	53.233	28.631	2:00.423	72.74	3.926	16:29:47.190
18 - D1	36.541	53.569	28.810	1:58.920	73.66	2.423	16:31:46.110
19 - D1	36.985	53.958	28.416	1:59.359	73.39	2.862	16:33:45.469
20 - D1	36.782	54.044	27.971	1:58.797	73.73	2.300	16:35:44.266
21 - D1	36.455	52.598	29.526	1:58.579	73.87	2.082	16:37:42.845
22 - D1	36.326	52.771	27.987	1:57.084	74.81	0.587	16:39:39.929
23 - D1	37.227	53.165	28.149	1:58.541	73.89	2.044	16:41:38.470
24 - D1	37.123	52.316	27.878	1:57.317	74.66	0.820	16:43:35.787
25 - D1	<b>36.199</b>	52.578	28.469	1:57.246	74.71	0.749	16:45:33.033
26 - D1	36.400	<b>52.091</b>	28.468	1:56.959	74.89	0.462	16:47:29.992
27 - D1	36.332	52.647	27.990	1:56.969	74.89	0.472	16:49:26.961
28 - D1	36.540	52.358	<b>27.829</b>	1:56.727 (2)	75.04	0.230	16:51:23.688
29 - D1	36.398	52.575	28.135	1:57.108	74.80	0.611	16:53:20.796
30 - D1	36.390	52.165	28.658	1:57.213	74.73	0.716	16:55:18.009
<b>31 - D1</b>	36.224	52.183	28.090	<b>1:56.497 (1)</b>	<b>75.19</b>		<b>16:57:14.506</b>

P11 962 C1 J.HOLMES / D.SHEPPARD		MGB (1965)					
IDEAL LAP TIME : 1:56.655		BEST LAP TIME : 1:56.948		DIFFERENCE : 0.293			
D1: Josh HOLMES		D2: Dominic SHEPPARD					
LAP	SECTOR 1	SECTOR 2	SECTOR 3	LAP TIME	MPH	DIFF	TIME OF DAY
1 - D1		54.143	28.625	2:05.119	70.01	8.171	15:56:57.674
2 - D1	37.319	54.119	28.681	2:00.119	72.92	3.171	15:58:57.793
3 - D1	36.929	53.635	28.283	1:58.847	73.70	1.899	16:00:56.640
4 - D1	36.874	52.678	28.128	1:57.680	74.43	0.732	16:02:54.320
5 - D1	36.428	52.808	28.020	1:57.256	74.70	0.308	16:04:51.576
6 - D1	36.493	52.619	28.120	1:57.232	74.72	0.284	16:06:48.808
7 - D1	36.493	52.658	28.050	1:57.201 (3)	74.74	0.253	16:08:46.009
8 - D1	36.701	53.985	28.498	1:59.184	73.49	2.236	16:10:45.193
9 - D1	36.901	52.697	28.048	1:57.646	74.45	0.698	16:12:42.839
<b>10 - D1</b>	36.571	<b>52.379</b>	27.998	<b>1:56.948 (1)</b>	<b>74.90</b>		<b>16:14:39.787</b>
11 - D1	36.902	52.694	28.440	1:58.036	74.21	1.088	16:16:37.823
12 - D1	36.722	52.415	<b>27.965</b>	1:57.102 (2)	74.80	0.154	16:18:34.925
13 - D1	<b>36.311</b>	53.041	29.033	1:58.385	73.99	1.437	16:20:33.310

# MSVR Masters Historic Festival - Brands Hatch - 30th/31st May 2026

## Masters Gentlemen Drivers & Pre-66 Touring Cars

### RACE 2 - BEST SECTORS

POS	SECTOR 1		SECTOR 2		SECTOR 3		IDEAL / BEST COMPARISON						
	NO	TIME	NO	TIME	NO	TIME	POS	NO	NAME	IDEAL	BEST	DIFF	
										<b>PERFECT LAP</b>	<b>1:43.189</b>		
1	12	32.930	14	45.993	14	24.266	1	14	J.SPIERS / N.GREENSALL	1:43.462	1:43.725	0.263	
2	46	33.189	12	46.150	46	24.453	2	12	J.COTTINGHAM / J.LITTLEJOHN	1:43.777	1:43.841	0.064	
3	14	33.203	46	46.297	12	24.697	3	46	M.WHITAKER	1:43.939	1:44.758	0.819	
4	126	33.314	126	46.547	126	24.948	4	126	A.LAWLEY / M.LYONS	1:44.809	1:45.226	0.417	
5	8	33.891	8	47.355	8	25.092	5	8	F.RUDIGER / C.MARTIN	1:46.338	1:46.464	0.126	
6	19	34.202	40	48.712	19	25.718	6	19	J.HOPWOOD	1:48.968	1:49.864	0.896	
7	29	34.367	29	48.888	992	25.811	7	29	J.B.BELLINGER / K.AHLERS	1:49.296	1:49.824	0.528	
8	40	34.624	19	49.048	29	26.041	8	40	G.LETTS / A.LETTS	1:49.642	1:49.883	0.241	
9	992	34.745	992	49.227	40	26.306	9	992	H.STEPHENSON / M.STEPHENSON	1:49.783	1:50.253	0.470	
10	26	36.199	26	52.091	26	27.829	10	26	C.SOWTER	1:56.119	1:56.497	0.378	
11	962	36.311	962	52.379	962	27.965	11	962	J.HOLMES / D.SHEPPARD	1:56.655	1:56.948	0.293	

# MSVR Masters Historic Festival - Brands Hatch - 30th/31st May 2026

## Masters Gentlemen Drivers & Pre-66 Touring Cars

### RACE 2 - PIT STOP ANALYSIS

**Start Time: 15:54:52.554**      **Pit Window Open: 16:19:52.554**      **Pit Window Closed: 16:29:52.554**

<b>P1</b>	<b>14 C3</b>	<b>J.SPIERS / N.GREENSALL</b>	TVR Griffith (1965)				
<b>MINIMUM STOP TIME: 1:31.600</b>							
D1: John SPIERS		Total Stint: 16 Laps - 31:38.687 (51.46%)			Best Lap: 1:44.234 On Lap 7 @ 84.04 mph		
D2: Nigel GREENSALL		Total Stint: 18 Laps - 29:50.284 (48.53%)			Best Lap: 1:43.725 On Lap 26 @ 84.45 mph		
STOP	IN TIME	DRIVER IN	STINT TIME	STOP TIME	TOTAL STOP TIME	OUT TIME	DRIVER OUT
1 -	16:24:51.760	John SPIERS	29:59.205	1:39.482	1:39.482	16:26:31.242	Nigel GREENSALL
-	Finish	Nigel GREENSALL	29:50.284				

<b>P2</b>	<b>46 C3</b>	<b>M.WHITAKER</b>	TVR Griffith (1965)				
<b>MINIMUM STOP TIME: 1:31.600</b>							
D1: Michael WHITAKER		Total Stint: 34 Laps - 1:00:19.664 (97.37%)			Best Lap: 1:44.758 On Lap 5 @ 83.61 mph		
STOP	IN TIME	DRIVER IN	STINT TIME	STOP TIME	TOTAL STOP TIME	OUT TIME	DRIVER OUT
1 -	16:21:23.960	Michael WHITAKER	26:31.405	1:37.604	1:37.604	16:23:01.564	Michael WHITAKER
-	Finish	Michael WHITAKER	33:48.259				

<b>P3</b>	<b>12 C3</b>	<b>J.COTTINGHAM / J.LITTLEJOHN</b>	Shelby Cobra Daytona (1965)				
<b>MINIMUM STOP TIME: 1:31.600</b>							
D1: Jeremy COTTINGHAM		Total Stint: 16 Laps - 32:37.973 (52.31%)			Best Lap: 1:47.530 On Lap 16 @ 81.46 mph		
D2: James LITTLEJOHN		Total Stint: 18 Laps - 29:44.645 (47.68%)			Best Lap: 1:43.841 On Lap 27 @ 84.35 mph		
STOP	IN TIME	DRIVER IN	STINT TIME	STOP TIME	TOTAL STOP TIME	OUT TIME	DRIVER OUT
1 -	16:25:56.601	Jeremy COTTINGHAM	31:04.046	1:33.927	1:33.927	16:27:30.528	James LITTLEJOHN
-	Finish	James LITTLEJOHN	29:44.645				

<b>P4</b>	<b>126 CLP</b>	<b>A.LAWLEY / M.LYONS</b>	Lotus Elan 26R (1964)				
<b>MINIMUM STOP TIME: 1:16.600</b>							
D1: Andrew LAWLEY		Total Stint: 15 Laps - 30:33.400 (48.93%)			Best Lap: 1:48.390 On Lap 4 @ 80.81 mph		
D2: Micheal LYONS		Total Stint: 19 Laps - 31:52.827 (51.06%)			Best Lap: 1:45.226 On Lap 33 @ 83.24 mph		
STOP	IN TIME	DRIVER IN	STINT TIME	STOP TIME	TOTAL STOP TIME	OUT TIME	DRIVER OUT
1 -	16:24:05.631	Andrew LAWLEY	29:13.076	1:20.324	1:20.324	16:25:25.955	Micheal LYONS
-	Finish	Micheal LYONS	31:52.827				

<b>P5</b>	<b>8 C3</b>	<b>F.RUDIGER / C.MARTIN</b>	Shelby Cobra 289 (1964)				
<b>MINIMUM STOP TIME: 1:31.600</b>							
D1: Friedrichs RUDIGER		Total Stint: 14 Laps - 28:36.385 (45.28%)			Best Lap: 1:46.464 On Lap 13 @ 82.27 mph		
D2: Charlie MARTIN		Total Stint: 20 Laps - 34:33.801 (54.71%)			Best Lap: 1:48.209 On Lap 17 @ 80.95 mph		
STOP	IN TIME	DRIVER IN	STINT TIME	STOP TIME	TOTAL STOP TIME	OUT TIME	DRIVER OUT
1 -	16:21:49.491	Friedrichs RUDIGER	26:56.936	1:39.449	1:39.449	16:23:28.940	Charlie MARTIN
-	Finish	Charlie MARTIN	34:33.801				

<b>P6</b>	<b>19 CLP</b>	<b>J.HOPWOOD</b>	Lotus Elan (1964)				
<b>MINIMUM STOP TIME: 1:16.600</b>							
D1: Joel HOPWOOD		Total Stint: 33 Laps - 1:01:24.657 (97.73%)			Best Lap: 1:49.864 On Lap 26 @ 79.73 mph		
STOP	IN TIME	DRIVER IN	STINT TIME	STOP TIME	TOTAL STOP TIME	OUT TIME	DRIVER OUT
1 -	16:21:12.893	Joel HOPWOOD	26:20.338	1:25.303	1:25.303	16:22:38.196	Joel HOPWOOD
-	Finish	Joel HOPWOOD	35:04.319				

<b>P7</b>	<b>40 TCC</b>	<b>G.LETTS / A.LETTS</b>	Ford Lotus Cortina (1963)				
<b>MINIMUM STOP TIME: 1:16.600</b>							
D1: Geoffrey LETTS		Total Stint: 16 Laps - 32:51.600 (52.06%)			Best Lap: 1:49.883 On Lap 4 @ 79.71 mph		
D2: Alan LETTS		Total Stint: 17 Laps - 30:14.872 (47.93%)			Best Lap: 1:52.393 On Lap 25 @ 77.93 mph		
STOP	IN TIME	DRIVER IN	STINT TIME	STOP TIME	TOTAL STOP TIME	OUT TIME	DRIVER OUT
1 -	16:26:20.205	Geoffrey LETTS	31:27.650	1:23.950	1:23.950	16:27:44.155	Alan LETTS
-	Finish	Alan LETTS	30:14.872				

# MSVR Masters Historic Festival - Brands Hatch - 30th/31st May 2026

## Masters Gentlemen Drivers & Pre-66 Touring Cars

### RACE 2 - PIT STOP ANALYSIS

<b>Start Time: 15:54:52.554</b>	<b>Pit Window Open: 16:19:52.554</b>	<b>Pit Window Closed: 16:29:52.554</b>
---------------------------------	--------------------------------------	--

<b>P8 29 C2 J B.BELLINGER / K.AHLERS</b>	<b>Morgan Plus 4 SLR (1964)</b>						
<b>MINIMUM STOP TIME: 1:16.600</b>							
D1: James Billy BELLINGER	Total Stint: 17 Laps - 34:44.231 (55.75%)	Best Lap: 1:49.824 On Lap 8 @ 79.76 mph					
D2: Ketih AHLERS	Total Stint: 15 Laps - 27:33.749 (44.24%)	Best Lap: 1:56.411 On Lap 26 @ 75.24 mph					
STOP	IN TIME	DRIVER IN	STINT TIME	STOP TIME	TOTAL STOP TIME	OUT TIME	DRIVER OUT
1 -	16:28:12.012	James Billy BELLINGER	33:19.457	1:24.774	1:24.774	16:29:36.786	Ketih AHLERS
-	Finish	Ketih AHLERS	27:33.749				

<b>P9 992 TCA H.STEPHENSON / M.STEPHENSON</b>	<b>Ford Mustang (1965)</b>						
<b>MINIMUM STOP TIME: 1:16.600</b>							
D1: Henry Richard STEPHENSON	Total Stint: 16 Laps - 33:18.776 (53.41%)	Best Lap: 1:50.253 On Lap 6 @ 79.45 mph					
D2: Martin STEPHENSON	Total Stint: 16 Laps - 29:03.357 (46.58%)	Best Lap: 1:54.506 On Lap 30 @ 76.50 mph					
STOP	IN TIME	DRIVER IN	STINT TIME	STOP TIME	TOTAL STOP TIME	OUT TIME	DRIVER OUT
1 -	16:26:23.910	Henry Richard STEPHENSON	31:31.355	1:47.421	1:47.421	16:28:11.331	Martin STEPHENSON
-	Finish	Martin STEPHENSON	29:03.357				

<b>P10 26 TCC C.SOWTER</b>	<b>Lotus Cortina (1965)</b>						
<b>MINIMUM STOP TIME: 1:16.600</b>							
D1: Colin SOWTER	Total Stint: 31 Laps - 1:00:56.755 (97.72%)	Best Lap: 1:56.497 On Lap 31 @ 75.19 mph					
STOP	IN TIME	DRIVER IN	STINT TIME	STOP TIME	TOTAL STOP TIME	OUT TIME	DRIVER OUT
1 -	16:26:21.571	Colin SOWTER	31:29.016	1:25.196	1:25.196	16:27:46.767	Colin SOWTER
-	Finish	Colin SOWTER	29:27.739				

# MSVR Masters Historic Festival - Brands Hatch - 30th/31st May 2026

## Masters Gentlemen Drivers & Pre-66 Touring Cars

### RACE 2 - STATISTICS

Competitors Started	11
Planned Start	2026-05-30 @ 15:35:00.000
Actual Start	2026-05-30 @ 15:54:52.554
Finish Time	2026-05-30 @ 16:56:20.244
Track Length	2.4332mi.
Total Laps	344
Total Distance Covered	837.0516mi.

### Session Fastest Lap History

NO	CL	NAME	LAP TIME	TIME OF DAY	LAP	VEHICLE
14	C3	<b>J.SPIERS / N.GREENSALL</b> <i>J. SPIERS</i>	<b>1:47.505</b>	15:56:40.073	1	TVR Griffith (1965)
14	C3	<b>J.SPIERS / N.GREENSALL</b> <i>J. SPIERS</i>	<b>1:45.495</b>	15:58:25.566	2	TVR Griffith (1965)
46	C3	<b>M.WHITAKER</b> <i>M. WHITAKER</i>	<b>1:45.304</b>	15:58:25.855	2	TVR Griffith (1965)
14	C3	<b>J.SPIERS / N.GREENSALL</b> <i>J. SPIERS</i>	<b>1:45.046</b>	16:00:10.613	3	TVR Griffith (1965)
46	C3	<b>M.WHITAKER</b> <i>M. WHITAKER</i>	<b>1:45.025</b>	16:00:10.880	3	TVR Griffith (1965)
14	C3	<b>J.SPIERS / N.GREENSALL</b> <i>J. SPIERS</i>	<b>1:44.893</b>	16:03:40.865	5	TVR Griffith (1965)
46	C3	<b>M.WHITAKER</b> <i>M. WHITAKER</i>	<b>1:44.758</b>	16:03:41.166	5	TVR Griffith (1965)
14	C3	<b>J.SPIERS / N.GREENSALL</b> <i>J. SPIERS</i>	<b>1:44.562</b>	16:05:25.425	6	TVR Griffith (1965)
14	C3	<b>J.SPIERS / N.GREENSALL</b> <i>J. SPIERS</i>	<b>1:44.234</b>	16:07:09.661	7	TVR Griffith (1965)
14	C3	<b>J.SPIERS / N.GREENSALL</b> <i>N. GREENSALL</i>	<b>1:43.858</b>	16:31:47.386	20	TVR Griffith (1965)
14	C3	<b>J.SPIERS / N.GREENSALL</b> <i>N. GREENSALL</i>	<b>1:43.725</b>	16:42:14.387	26	TVR Griffith (1965)

### Session Leader History

NO	CL	NAME	FROM LAP	LAPS LED	DISTANCE	VEHICLE
14	C3	<b>J.SPIERS / N.GREENSALL</b> <i>J. SPIERS</i>	1	16	38.93 miles	TVR Griffith (1965)
29	C2	<b>J B.BELLINGER / K.AHLERS</b> <i>J. BELLINGER</i>	17	1	2.43 miles	Morgan Plus 4 SLR (1964)
14	C3	<b>J.SPIERS / N.GREENSALL</b> <i>N. GREENSALL</i>	18	17	41.36 miles	TVR Griffith (1965)

### Flag History

TYPE	TIME OF DAY
GREEN	15:54:52.554
FINISH	16:56:20.244

### Flag Statistics

TYPE	COUNT	TOTAL LAPS	TOTAL TIME
Green	1	34	1:04:32.103
Red	0	0	0.000
Safety Car	0	0	0.000
FCY	0	0	0.000

# MSVR Masters Historic Festival - Brands Hatch - 30th/31st May 2026

## Masters Gentlemen Drivers & Pre-66 Touring Cars

### RACE 2 - STATISTICS

CLASS : C1

1 Starters

#### Fastest Lap History

NO	NAME	LAP TIME	TIME OF DAY	LAP	VEHICLE
962	J.HOLMES / D.SHEPPARD <i>J. HOLMES</i>	2:05.119	15:56:57.685	1	MGB (1965)
962	J.HOLMES / D.SHEPPARD <i>J. HOLMES</i>	2:00.119	15:58:57.803	2	MGB (1965)
962	J.HOLMES / D.SHEPPARD <i>J. HOLMES</i>	1:58.847	16:00:56.650	3	MGB (1965)
962	J.HOLMES / D.SHEPPARD <i>J. HOLMES</i>	1:57.680	16:02:54.329	4	MGB (1965)
962	J.HOLMES / D.SHEPPARD <i>J. HOLMES</i>	1:57.256	16:04:51.586	5	MGB (1965)
962	J.HOLMES / D.SHEPPARD <i>J. HOLMES</i>	1:57.232	16:06:48.819	6	MGB (1965)
962	J.HOLMES / D.SHEPPARD <i>J. HOLMES</i>	1:57.201	16:08:46.020	7	MGB (1965)
962	J.HOLMES / D.SHEPPARD <i>J. HOLMES</i>	1:56.948	16:14:39.717	10	MGB (1965)

#### Leader History

NO	NAME	FROM LAP	LAPS LED	DISTANCE	VEHICLE
962	J.HOLMES / D.SHEPPARD <i>J. HOLMES</i>	1	13	31.63 miles	MGB (1965)

# MSVR Masters Historic Festival - Brands Hatch - 30th/31st May 2026

## Masters Gentlemen Drivers & Pre-66 Touring Cars

### RACE 2 - STATISTICS

CLASS : C2

1 Starters

#### Fastest Lap History

NO	NAME	LAP TIME	TIME OF DAY	LAP	VEHICLE
29	<b>J B.BELLINGER / K.AHLERS</b> <i>J. BELLINGER</i>	<b>1:56.328</b>	15:56:48.894	1	Morgan Plus 4 SLR (1964)
29	<b>J B.BELLINGER / K.AHLERS</b> <i>J. BELLINGER</i>	<b>1:49.986</b>	15:58:38.880	2	Morgan Plus 4 SLR (1964)
29	<b>J B.BELLINGER / K.AHLERS</b> <i>J. BELLINGER</i>	<b>1:49.824</b>	16:09:41.181	8	Morgan Plus 4 SLR (1964)

#### Leader History

NO	NAME	FROM LAP	LAPS LED	DISTANCE	VEHICLE
29	<b>J B.BELLINGER / K.AHLERS</b> <i>J. BELLINGER</i>	1	18	43.79 miles	Morgan Plus 4 SLR (1964)
29	<b>J B.BELLINGER / K.AHLERS</b> <i>K. AHLERS</i>	19	14	34.06 miles	Morgan Plus 4 SLR (1964)

# MSVR Masters Historic Festival - Brands Hatch - 30th/31st May 2026

## Masters Gentlemen Drivers & Pre-66 Touring Cars

### RACE 2 - STATISTICS

CLASS : C3

4 Starters

#### Fastest Lap History

NO	NAME	LAP TIME	TIME OF DAY	LAP	VEHICLE
14	<b>J.SPIERS / N.GREENSALL</b> <i>J. SPIERS</i>	<b>1:47.505</b>	15:56:40.073	1	TVR Griffith (1965)
14	<b>J.SPIERS / N.GREENSALL</b> <i>J. SPIERS</i>	<b>1:45.495</b>	15:58:25.566	2	TVR Griffith (1965)
46	<b>M.WHITAKER</b> <i>M. WHITAKER</i>	<b>1:45.304</b>	15:58:25.855	2	TVR Griffith (1965)
14	<b>J.SPIERS / N.GREENSALL</b> <i>J. SPIERS</i>	<b>1:45.046</b>	16:00:10.613	3	TVR Griffith (1965)
46	<b>M.WHITAKER</b> <i>M. WHITAKER</i>	<b>1:45.025</b>	16:00:10.880	3	TVR Griffith (1965)
14	<b>J.SPIERS / N.GREENSALL</b> <i>J. SPIERS</i>	<b>1:44.893</b>	16:03:40.865	5	TVR Griffith (1965)
46	<b>M.WHITAKER</b> <i>M. WHITAKER</i>	<b>1:44.758</b>	16:03:41.166	5	TVR Griffith (1965)
14	<b>J.SPIERS / N.GREENSALL</b> <i>J. SPIERS</i>	<b>1:44.562</b>	16:05:25.425	6	TVR Griffith (1965)
14	<b>J.SPIERS / N.GREENSALL</b> <i>J. SPIERS</i>	<b>1:44.234</b>	16:07:09.661	7	TVR Griffith (1965)
14	<b>J.SPIERS / N.GREENSALL</b> <i>N. GREENSALL</i>	<b>1:43.858</b>	16:31:47.386	20	TVR Griffith (1965)
14	<b>J.SPIERS / N.GREENSALL</b> <i>N. GREENSALL</i>	<b>1:43.725</b>	16:42:14.387	26	TVR Griffith (1965)

#### Leader History

NO	NAME	FROM LAP	LAPS LED	DISTANCE	VEHICLE
14	<b>J.SPIERS / N.GREENSALL</b> <i>J. SPIERS</i>	1	17	41.36 miles	TVR Griffith (1965)
14	<b>J.SPIERS / N.GREENSALL</b> <i>N. GREENSALL</i>	18	17	41.36 miles	TVR Griffith (1965)

# MSVR Masters Historic Festival - Brands Hatch - 30th/31st May 2026

## Masters Gentlemen Drivers & Pre-66 Touring Cars

### RACE 2 - STATISTICS

CLASS : CLP

2 Starters

#### Fastest Lap History

NO	NAME	LAP TIME	TIME OF DAY	LAP	VEHICLE
126	<b>A.LAWLEY / M.LYONS</b> <i>A. LAWLEY</i>	<b>1:55.984</b>	15:56:48.548	1	Lotus Elan 26R (1964)
126	<b>A.LAWLEY / M.LYONS</b> <i>A. LAWLEY</i>	<b>1:49.168</b>	15:58:37.715	2	Lotus Elan 26R (1964)
126	<b>A.LAWLEY / M.LYONS</b> <i>A. LAWLEY</i>	<b>1:48.390</b>	16:02:17.612	4	Lotus Elan 26R (1964)
126	<b>A.LAWLEY / M.LYONS</b> <i>M. LYONS</i>	<b>1:46.829</b>	16:29:03.517	18	Lotus Elan 26R (1964)
126	<b>A.LAWLEY / M.LYONS</b> <i>M. LYONS</i>	<b>1:46.057</b>	16:30:49.574	19	Lotus Elan 26R (1964)
126	<b>A.LAWLEY / M.LYONS</b> <i>M. LYONS</i>	<b>1:45.791</b>	16:36:09.058	22	Lotus Elan 26R (1964)
126	<b>A.LAWLEY / M.LYONS</b> <i>M. LYONS</i>	<b>1:45.644</b>	16:39:41.543	24	Lotus Elan 26R (1964)
126	<b>A.LAWLEY / M.LYONS</b> <i>M. LYONS</i>	<b>1:45.249</b>	16:48:30.295	29	Lotus Elan 26R (1964)
126	<b>A.LAWLEY / M.LYONS</b> <i>M. LYONS</i>	<b>1:45.226</b>	16:55:32.978	33	Lotus Elan 26R (1964)

#### Leader History

NO	NAME	FROM LAP	LAPS LED	DISTANCE	VEHICLE
126	<b>A.LAWLEY / M.LYONS</b> <i>A. LAWLEY</i>	1	16	38.93 miles	Lotus Elan 26R (1964)
126	<b>A.LAWLEY / M.LYONS</b> <i>M. LYONS</i>	17	18	43.79 miles	Lotus Elan 26R (1964)

# MSVR Masters Historic Festival - Brands Hatch - 30th/31st May 2026

## Masters Gentlemen Drivers & Pre-66 Touring Cars

### RACE 2 - STATISTICS

CLASS : TCA

1 Starters

#### Fastest Lap History

NO	NAME	LAP TIME	TIME OF DAY	LAP	VEHICLE
992	<b>H.STEPHENSON / M.STEPHENSON</b> <i>H. STEPHENSON</i>	<b>1:56.967</b>	15:56:49.458	1	Ford Mustang (1965)
992	<b>H.STEPHENSON / M.STEPHENSON</b> <i>H. STEPHENSON</i>	<b>1:51.401</b>	15:58:40.932	2	Ford Mustang (1965)
992	<b>H.STEPHENSON / M.STEPHENSON</b> <i>H. STEPHENSON</i>	<b>1:50.927</b>	16:00:31.858	3	Ford Mustang (1965)
992	<b>H.STEPHENSON / M.STEPHENSON</b> <i>H. STEPHENSON</i>	<b>1:50.363</b>	16:02:22.221	4	Ford Mustang (1965)
992	<b>H.STEPHENSON / M.STEPHENSON</b> <i>H. STEPHENSON</i>	<b>1:50.253</b>	16:06:02.896	6	Ford Mustang (1965)

#### Leader History

NO	NAME	FROM LAP	LAPS LED	DISTANCE	VEHICLE
992	<b>H.STEPHENSON / M.STEPHENSON</b> <i>H. STEPHENSON</i>	1	17	41.36 miles	Ford Mustang (1965)
992	<b>H.STEPHENSON / M.STEPHENSON</b> <i>M. STEPHENSON</i>	18	15	36.49 miles	Ford Mustang (1965)

# MSVR Masters Historic Festival - Brands Hatch - 30th/31st May 2026

## Masters Gentlemen Drivers & Pre-66 Touring Cars

### RACE 2 - STATISTICS

CLASS : TCC

2 Starters

#### Fastest Lap History

NO	NAME	LAP TIME	TIME OF DAY	LAP	VEHICLE
40	<b>G.LETTS / A.LETTS</b> <i>G. LETTS</i>	<b>1:56.839</b>	15:56:49.406	1	Ford Lotus Cortina (1963)
40	<b>G.LETTS / A.LETTS</b> <i>G. LETTS</i>	<b>1:50.793</b>	15:58:40.200	2	Ford Lotus Cortina (1963)
40	<b>G.LETTS / A.LETTS</b> <i>G. LETTS</i>	<b>1:50.224</b>	16:00:30.423	3	Ford Lotus Cortina (1963)
40	<b>G.LETTS / A.LETTS</b> <i>G. LETTS</i>	<b>1:49.883</b>	16:02:20.306	4	Ford Lotus Cortina (1963)

#### Leader History

NO	NAME	FROM LAP	LAPS LED	DISTANCE	VEHICLE
40	<b>G.LETTS / A.LETTS</b> <i>G. LETTS</i>	1	17	41.36 miles	Ford Lotus Cortina (1963)
40	<b>G.LETTS / A.LETTS</b> <i>A. LETTS</i>	18	16	38.93 miles	Ford Lotus Cortina (1963)