



MASTERS ENDURANCE

LEGENDS 1 & 2

- 1 - Sprint & Endurance race cars 1995-2016
- 2 - LMP3, GT3, GT4 and CUP cars 1999-2019



MSVR Masters Historic Festival
Brands Hatch GP
30th / 31st May 2026



Timing & Results Provided by Timing Solutions Ltd

www.tsl-timing.com



BrandsHatch

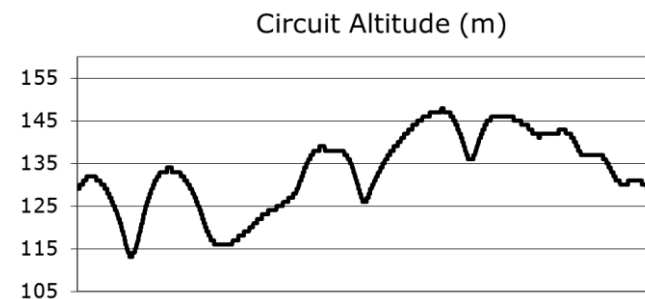
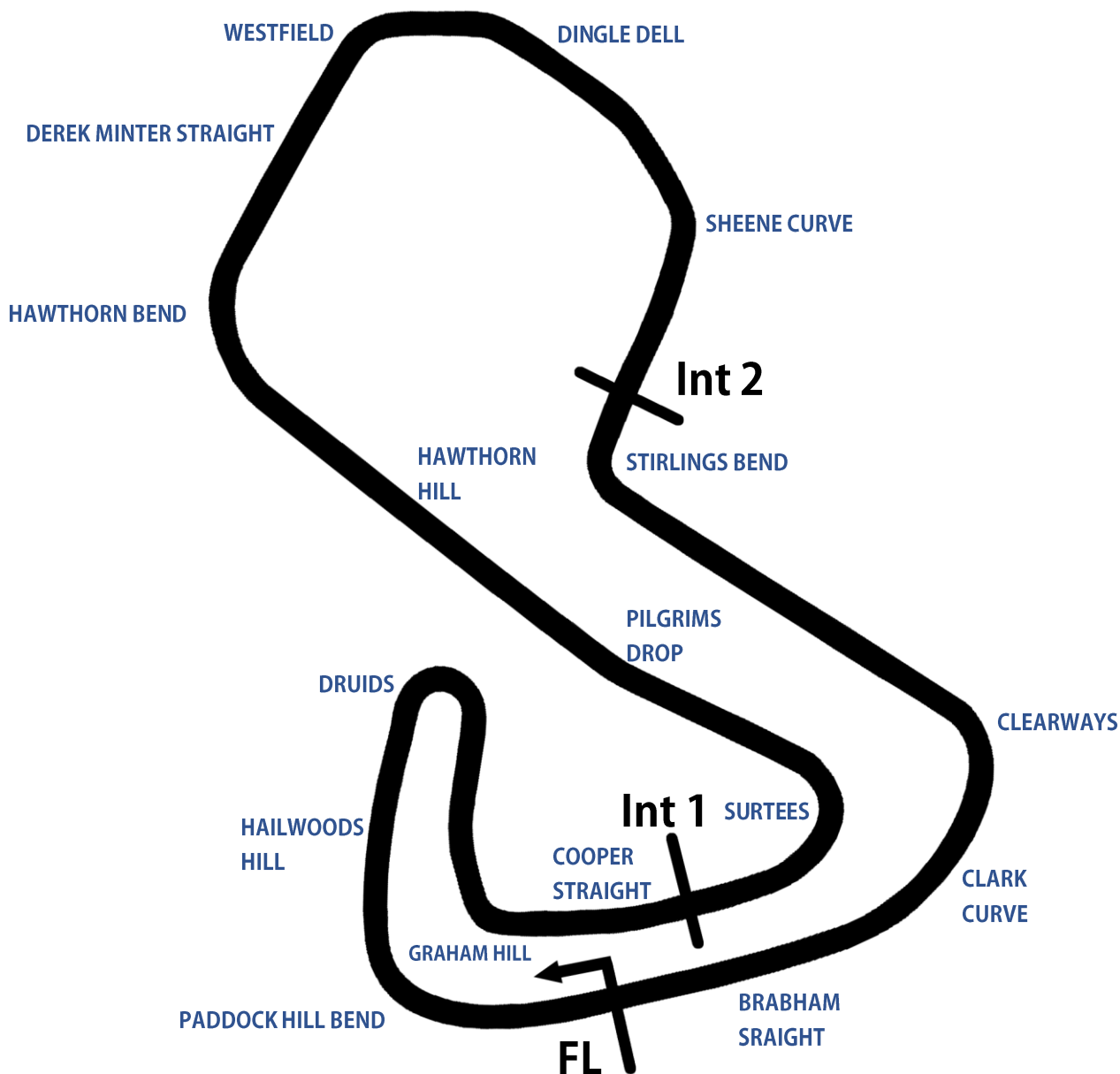
Brands Hatch Grand Prix Circuit

Fawkham, Longfield, Kent, UK



SPORTS TIMING

TIMING SOLUTIONS LTD



Length	2.4332 miles 3.916 km 3916.0 m		
FL		51.36032 N	0.26032 E
Int 1	1116m	51.35934 N	0.25955 E
Int 2	2928m	51.35532 N	0.26250 E
Pit Entry	3646m	51.35911 N	0.25743 E
Pit Exit	26m after FL	51.36027 N	0.26078 E
Pit Entry - Pit Exit	277m, 19.9s @ 50kph, 16.6s @ 60kph		

Results & Live Timing available at – www.tsl-timing.com

Updated - 24/01/2024 10:10

MSVR Masters Historic Festival - Brands Hatch - 30th/31st May 2026

Masters Endurance Legends 1 & 2

QUALIFYING - RACE 3 - CLASSIFICATION - FINAL

POS	NO	CL	PIC	DRIVER/S	CAR	TIME	ON	LAPS	GAP	DIFF	MPH
1	11	G3/P3	1	Andy PERRY (GBR) / Ben CLUCAS (GBR)	Ligier LMP3 (2015)	1:23.167	9	16			105.32
2	28	G3/P2	1	Kenny MURRAY (GBR) / Phil QUAIFFE (GBR)	Lola B12 (2012)	1:24.141	3	19	0.974	0.974	104.10
3	7	G2/GT3	1	Neil GLOVER (GBR) / Michael LYONS (GBR)	Lamborghini Gallardo GT3 (2014)	1:25.978	13	16	2.811	1.837	101.88
4	22*	G3/CUP	1	Jonathan SIMMONDS (GBR)	Porsche 991.2 Cup (2018)	1:28.732	11	18	5.565	2.754	98.72
5	27	G2/GT3	2	Max BROWN (USA) / Zak BROWN (USA)	McLaren MP4 12C GT3 (2012)	1:29.072	17	17	5.905	0.340	98.34
6	80*	G3/CUP	2	James CALEY (GBR) / Bill CALEY (GBR)	Porsche 991.2 Cup (2018)	1:30.678	11	17	7.511	1.606	96.60
7	82	G2/GT2	1	Zak BROWN (USA) / Richard DEAN (GBR)	Ferrari F430 GTC (2009)	1:31.337	17	19	8.170	0.659	95.90
8	18*	G3/CUP	3	Ash MULDOON (GBR)	Porsche 991.2 (2017)	1:33.041	20	21	9.874	1.704	94.15
9	96*	G2/GT4	1	David SMITH (GBR) / Luke READE (GBR)	Ginetta G55 Supercup (2012)	1:34.740	4	12	11.573	1.699	92.46
10	129	G1/P2	1	James HAGAN (IRL) / Christopher ATKINSON (GBR)	Pilbeam MP91 (2002)	1:42.041	10	17	18.874	7.301	85.84

No. 18 - transponder battery low, please charge before your next session
 No. 96 - no side numbers, please rectify before your next session
 No. 22, 80 - 1 Lap time disallowed; exceeding track limits.

Weather / Track : Sunny / Dry

Date: 30/05/2026 Start: 11:20 Finish: 11:57
 Brands Hatch GP: 2.4332 miles

Chief Steward: Marc Van Geel	Steward: David Simons	Steward: Tony Watts	
------------------------------	-----------------------	---------------------	---

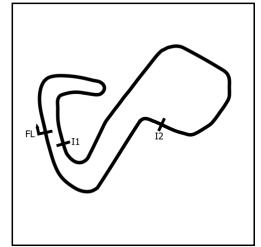
Results can be found at www.tsl-timing.com

Printed - 13:07 Saturday, 30 May 2026

MSVR Masters Historic Festival - Brands Hatch - 30th/31st May 2026

Masters Endurance Legends 1 & 2

QUALIFYING - RACE 3 - SECTOR ANALYSIS



SECTOR 1 = FL to I1, SECTOR 2 = I1 to I2, SECTOR 3 = I2 to FL, DIFF = Difference To Personal Best Lap, P = Crossed Finish Line in Pit Lane, D = Time Disallowed

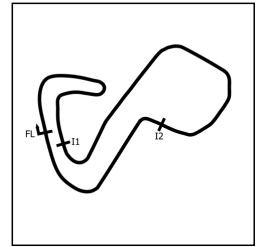
P1 11 G3/P3 A.PERRY / B.CLUCAS		Ligier LMP3 (2015)					
IDEAL LAP TIME : 1:23.134		BEST LAP TIME : 1:23.167		DIFFERENCE : 0.033			
D1: Andy PERRY		D2: Ben CLUCAS					
LAP	SECTOR 1	SECTOR 2	SECTOR 3	LAP TIME	MPH	DIFF	TIME OF DAY
1 - D1	OUTLAP	39.753	20.890	1:33.984	93.20	10.817	11:22:03.189
2 - D1	28.013	38.240	20.518	1:26.771	100.95	3.604	11:23:29.960
3 - D1	27.908	38.452	20.532	1:26.892	100.81	3.725	11:24:56.852
4 - D1	27.927	38.393	IN PIT	3:00.664	P 48.48	1:37.497	11:27:57.516
5 - D1	OUTLAP	41.065	20.913	1:39.233	88.27	16.066	11:29:36.749
6 - D1	27.048	36.985	20.317	1:24.350	(3) 103.85	1.183	11:31:01.099
7 - D1	29.035	45.537	20.673	1:35.245	91.97	12.078	11:32:36.344
8 - D1	26.916	36.884	19.981	1:23.781	(2) 104.55	0.614	11:34:00.125
9 - D1	26.637	36.516	20.014	1:23.167	(1) 105.32		11:35:23.292
10 - D1	28.659	40.391	IN PIT	3:29.201	P 41.87	2:06.034	11:38:52.493
11 - D1	OUTLAP	40.055	21.375	1:33.522	93.66	10.355	11:40:26.015
12 - D1	27.791	39.427	20.853	1:28.071	99.46	4.904	11:41:54.086
13 - D1	27.947	38.903	20.713	1:27.563	100.04	4.396	11:43:21.649
14 - D1	28.024	38.230	20.763	1:27.017	100.66	3.850	11:44:48.666
15 - D1	27.517	38.122	20.381	1:26.020	101.83	2.853	11:46:14.686
16 - D1	31.846	52.656	IN PIT	10:17.446	P 14.18	8:54.279	11:56:32.132
17 - D1	OUTLAP	52.914					

P2 28 G3/P2 K.MURRAY / P.QUAIFE		Lola B12 (2012)					
IDEAL LAP TIME : 1:23.997		BEST LAP TIME : 1:24.141		DIFFERENCE : 0.144			
D1: Kenny MURRAY		D2: Phil QUAIFE					
LAP	SECTOR 1	SECTOR 2	SECTOR 3	LAP TIME	MPH	DIFF	TIME OF DAY
1 - D1	OUTLAP	41.835	22.635	1:39.910	87.67	15.769	11:22:05.501
2 - D1	27.735	37.627	20.016	1:25.378	(3) 102.60	1.237	11:23:30.879
3 - D1	26.935	37.046	20.160	1:24.141	(1) 104.10		11:24:55.020
4 - D1	27.094	37.665	20.047	1:24.806	(2) 103.29	0.665	11:26:19.826
5 - D1	27.187	38.020	IN PIT	3:31.235	P 41.46	2:07.094	11:29:51.061
6 - D1	OUTLAP	42.583	22.019	1:39.592	87.95	15.451	11:31:30.653
7 - D1	29.504	42.184	22.191	1:33.879	93.30	9.738	11:33:04.532
8 - D1	29.365	41.171	21.876	1:32.412	94.79	8.271	11:34:36.944
9 - D1	28.987	41.365	21.873	1:32.225	94.98	8.084	11:36:09.169
10 - D1	29.095	42.986	22.333	1:34.414	92.78	10.273	11:37:43.583
11 - D1	33.787	41.593	21.952	1:37.332	89.99	13.191	11:39:20.915
12 - D1	29.486	40.818	23.571	1:33.875	93.31	9.734	11:40:54.790
13 - D1	30.575	43.239	22.169	1:35.983	91.26	11.842	11:42:30.773
14 - D1	29.449	40.835	21.814	1:32.098	95.11	7.957	11:44:02.871
15 - D1	29.174	40.111	21.463	1:30.748	96.52	6.607	11:45:33.619
16 - D1	28.764	40.091	21.383	1:30.238	97.07	6.097	11:47:03.857
17 - D1	28.907	40.843	IN PIT	4:33.756	P 31.99	3:09.615	11:51:37.613
18 - D1	OUTLAP	43.057	22.040	1:39.547	87.99	15.406	11:53:17.160
19 - D1	29.927	41.203	21.611	1:32.741	94.45	8.600	11:54:49.901
20 - D1	28.830	47.806					

MSVR Masters Historic Festival - Brands Hatch - 30th/31st May 2026

Masters Endurance Legends 1 & 2

QUALIFYING - RACE 3 - SECTOR ANALYSIS



SECTOR 1 = FL to I1, SECTOR 2 = I1 to I2, SECTOR 3 = I2 to FL, DIFF = Difference To Personal Best Lap, P = Crossed Finish Line in Pit Lane, D = Time Disallowed

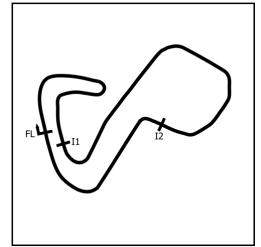
P3		7 G2/GT3 N.GLOVER / M.LYONS		Lamborghini Gallardo GT3 (2014)			
IDEAL LAP TIME : 1:25.915		BEST LAP TIME : 1:25.978		DIFFERENCE : 0.063			
D1: Neil GLOVER		D2: Michael LYONS					
LAP	SECTOR 1	SECTOR 2	SECTOR 3	LAP TIME	MPH	DIFF	TIME OF DAY
1 - D1	OUTLAP	43.969	22.769	1:41.247	86.51	15.269	11:22:51.805
2 - D1	29.749	42.020	21.856	1:33.625	93.56	7.647	11:24:25.430
3 - D1	29.568	41.812	21.861	1:33.241	93.94	7.263	11:25:58.671
4 - D1	29.269	41.393	21.878	1:32.540	94.66	6.562	11:27:31.211
5 - D1	30.098	42.073	IN PIT	5:14.263	P 27.87	3:48.285	11:32:45.474
6 - D1	OUTLAP	43.051	21.920	1:38.606	88.83	12.628	11:34:24.080
7 - D1	29.454	41.308	22.154	1:32.916	94.27	6.938	11:35:56.996
8 - D1	29.422	41.172	21.928	1:32.522	94.67	6.544	11:37:29.518
9 - D1	29.383	41.488	IN PIT	4:06.712	P 35.50	2:40.734	11:41:36.230
10 - D1	OUTLAP	43.337	23.202	1:39.205	88.30	13.227	11:43:15.435
11 - D1	27.951	38.322	20.416	1:26.689	(3) 101.04	0.711	11:44:42.124
12 - D1	27.455	38.087	20.520	1:26.062	(2) 101.78	0.084	11:46:08.186
13 - D1	27.516	38.053	20.409	1:25.978	(1) 101.88		11:47:34.164
14 - D1	27.545	38.051	IN PIT	5:37.299	P 25.97	4:11.321	11:53:11.463
15 - D1	OUTLAP	43.881	22.480	1:41.221	86.54	15.243	11:54:52.684
16 - D1	29.093	45.044	23.312	1:37.449	89.89	11.471	11:56:30.133
17 - D1	29.250	54.074					

P4		22 G3/CUP J.SIMMONDS		Porsche 991.2 Cup (2018)			
IDEAL LAP TIME : 1:28.732		BEST LAP TIME : 1:28.732		DIFFERENCE : 0.000			
D1: Jonathan SIMMONDS							
LAP	SECTOR 1	SECTOR 2	SECTOR 3	LAP TIME	MPH	DIFF	TIME OF DAY
1 - D1	OUTLAP	47.258	24.534	1:47.876	81.20	19.144	11:22:33.063
2 - D1	30.513	44.238	23.025	1:37.776	89.59	9.044	11:24:10.839
3 - D1	29.879	43.192	22.825	1:35.896	91.34	7.164	11:25:46.735
4 - D1	29.624	43.409	22.559	1:35.592	91.63	6.860	11:27:22.327
5 - D1	29.525	42.479	22.328	1:34.332	92.86	5.600	11:28:56.659
6 - D1	29.209	42.610	22.057	1:33.876	93.31	5.144	11:30:30.535
7 - D1	29.534	43.673	IN PIT	5:45.228	P 25.37	4:16.496	11:36:15.763
8 - D1	OUTLAP	40.823	21.564	1:38.297	89.11	9.565	11:37:54.060
9 - D1	28.709	39.716	21.575	1:30.000	(3) 97.33	1.268	11:39:24.060
10 - D1	28.489	39.567	21.456	1:29.512	(2) 97.86	0.780	11:40:53.572
11 - D1	28.282	39.371	21.079	1:28.732	(1) 98.72		11:42:22.304
12 - D1	28.478	40.583	IN PIT	3:43.493	P 39.19	2:14.761	11:46:05.797
13 - D1	OUTLAP	44.501	22.363	1:42.719	85.27	13.987	11:47:48.516
14 - D1	29.653	42.600	22.270	1:34.523	92.67	5.791	11:49:23.039
15 - D1	29.198	42.695	22.007	1:33.900	93.28	5.168	11:50:56.939
16 - D1	29.077	42.730	22.966	1:34.773	D 92.42	6.041	11:52:31.712
17 - D1	29.193	42.313	21.916	1:33.422	93.76	4.690	11:54:05.134
18 - D1	29.554	42.078	22.049	1:33.681	93.50	4.949	11:55:38.815
19 - D1	29.493	46.081					

MSVR Masters Historic Festival - Brands Hatch - 30th/31st May 2026

Masters Endurance Legends 1 & 2

QUALIFYING - RACE 3 - SECTOR ANALYSIS



SECTOR 1 = FL to I1, SECTOR 2 = I1 to I2, SECTOR 3 = I2 to FL, DIFF = Difference To Personal Best Lap, P = Crossed Finish Line in Pit Lane, D = Time Disallowed

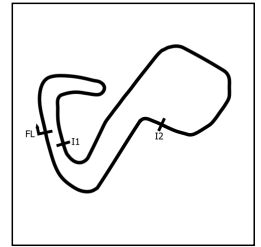
P5 27 G2/GT3 M.BROWN / Z.BROWN		McLaren MP4 12C GT3 (2012)					
IDEAL LAP TIME : 1:29.072		BEST LAP TIME : 1:29.072		DIFFERENCE : 0.000			
D1: Max BROWN		D2: Zak BROWN					
LAP	SECTOR 1	SECTOR 2	SECTOR 3	LAP TIME	MPH	DIFF	TIME OF DAY
1 - D1	OUTLAP	46.547	IN PIT	3:01.319 P	48.31	1:32.247	11:23:45.140
2 - D1	OUTLAP	45.536	25.355	1:46.857	81.97	17.785	11:25:31.997
3 - D1	29.855	41.707	21.738	1:33.300	93.88	4.228	11:27:05.297
4 - D1	29.093	41.052	21.499	1:31.644	95.58	2.572	11:28:36.941
5 - D1	28.760	40.827	21.328	1:30.915	96.35	1.843	11:30:07.856
6 - D1	28.726	40.740	21.354	1:30.820	96.45	1.748	11:31:38.676
7 - D1	28.886	40.634	21.600	1:31.120	96.13	2.048	11:33:09.796
8 - D1	31.038	50.257	23.948	1:45.243	83.23	16.171	11:34:55.039
9 - D1	30.305	41.956	22.489	1:34.750	92.45	5.678	11:36:29.789
10 - D1	28.858	43.199	IN PIT	6:59.216 P	20.89	5:30.144	11:43:29.005
11 - D1	OUTLAP	46.144	22.087	1:44.765	83.61	15.693	11:45:13.770
12 - D1	28.951	40.806	21.290	1:31.047	96.21	1.975	11:46:44.817
13 - D1	28.463	40.588	21.254	1:30.305	97.00	1.233	11:48:15.122
14 - D1	28.487	40.006	21.364	1:29.857 (3)	97.48	0.785	11:49:44.979
15 - D1	29.011	46.087	22.239	1:37.337	89.99	8.265	11:51:22.316
16 - D1	28.679	40.159	20.903	1:29.741 (2)	97.61	0.669	11:52:52.057
17 - D1	28.216	39.962	20.894	1:29.072 (1)	98.34		11:54:21.129
18 - D1	28.243						

P6 80 G3/CUP J.CALEY / B.CALEY		Porsche 991.2 Cup (2018)					
IDEAL LAP TIME : 1:30.511		BEST LAP TIME : 1:30.678		DIFFERENCE : 0.167			
D1: James CALEY		D2: Bill CALEY					
LAP	SECTOR 1	SECTOR 2	SECTOR 3	LAP TIME	MPH	DIFF	TIME OF DAY
1 - D1	OUTLAP	52.215	25.563	1:58.759	73.76	28.081	11:22:08.845
2 - D1	30.076	44.076	22.016	1:36.168	91.08	5.490	11:23:45.013
3 - D1	28.988	40.594	21.429	1:31.011 (3)	96.25	0.333	11:25:16.024
4 - D1	28.853	40.521	21.589	1:30.963 (2)	96.30	0.285	11:26:46.987
5 - D1	29.085	40.462	21.678	1:31.225	96.02	0.547	11:28:18.212
6 - D1	28.903	40.738	IN PIT	4:16.551 P	34.14	2:45.873	11:32:34.763
7 - D1	OUTLAP	48.671	23.213	1:57.304	74.67	26.626	11:34:32.067
8 - D1	30.544	46.638	22.343	1:39.525	88.01	8.847	11:36:11.592
9 - D1	29.307	41.012	22.640	1:32.959	94.23	2.281	11:37:44.551
10 - D1	29.370	40.500	21.488	1:31.358	95.88	0.680	11:39:15.909
11 - D1	28.973	40.306	21.399	1:30.678 (1)	96.60		11:40:46.587
12 - D1	28.976	40.547	21.516	1:31.039	96.22	0.361	11:42:17.626
13 - D1	29.313	42.383	IN PIT	7:11.114 P	20.31	5:40.436	11:49:28.740
14 - D1	OUTLAP	42.504	22.204	1:40.829	86.87	10.151	11:51:09.569
15 - D1	29.475	41.105	21.776	1:32.356	94.84	1.678	11:52:41.925
16 - D1	29.326	40.782	21.548	1:31.656	95.57	0.978	11:54:13.581
17 - D1	28.960	40.259	21.492	1:30.711 D	96.56	0.033	11:55:44.292
18 - D1	28.935	44.031					

MSVR Masters Historic Festival - Brands Hatch - 30th/31st May 2026

Masters Endurance Legends 1 & 2

QUALIFYING - RACE 3 - SECTOR ANALYSIS



SECTOR 1 = FL to I1, SECTOR 2 = I1 to I2, SECTOR 3 = I2 to FL, DIFF = Difference To Personal Best Lap, P = Crossed Finish Line in Pit Lane, D = Time Disallowed

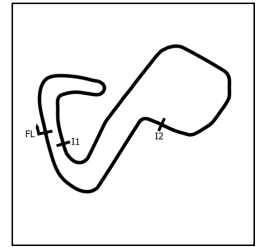
P7 82 G2/GT2 Z.BROWN / R.DEAN		Ferrari F430 GTC (2009)					
IDEAL LAP TIME : 1:30.489		BEST LAP TIME : 1:31.337		DIFFERENCE : 0.848			
D1: Zak BROWN		D2: Richard DEAN					
LAP	SECTOR 1	SECTOR 2	SECTOR 3	LAP TIME	MPH	DIFF	TIME OF DAY
1 - D1	OUTLAP	50.571	25.132	1:52.746	77.69	21.409	11:22:24.512
2 - D1	30.903	45.043	22.805	1:38.751	88.70	7.414	11:24:03.263
3 - D1	30.337	44.024	IN PIT	3:00.711	P 48.47	1:29.374	11:27:03.974
4 - D1	OUTLAP	43.681	22.456	1:40.227	87.40	8.890	11:28:44.201
5 - D1	29.605	42.616	22.025	1:34.246	92.94	2.909	11:30:18.447
6 - D1	29.426	42.250	22.048	1:33.724	93.46	2.387	11:31:52.171
7 - D1	29.586	42.019	22.050	1:33.655	93.53	2.318	11:33:25.826
8 - D1	29.610	42.142	22.036	1:33.788	93.40	2.451	11:34:59.614
9 - D1	29.614	44.152	21.953	1:35.719	91.51	4.382	11:36:35.333
10 - D1	29.148	41.622	21.873	1:32.643	94.55	1.306	11:38:07.976
11 - D1	30.547	43.218	21.992	1:35.757	91.47	4.420	11:39:43.733
12 - D1	29.047	41.302	21.807	1:32.156	95.05	0.819	11:41:15.889
13 - D1	31.675	45.245	IN PIT	4:11.935	P 34.77	2:40.598	11:45:27.824
14 - D1	OUTLAP	43.389	23.267	1:43.831	84.36	12.494	11:47:11.655
15 - D1	29.970	41.098	22.043	1:33.111	94.07	1.774	11:48:44.766
16 - D1	29.444	40.372	22.011	1:31.827	(2) 95.39	0.490	11:50:16.593
17 - D1	29.259	40.650	21.428	1:31.337	(1) 95.90		11:51:47.930
18 - D1	29.532	40.839	21.581	1:31.952	(3) 95.26	0.615	11:53:19.882
19 - D1	35.227	45.299	22.053	1:42.579	85.39	11.242	11:55:02.461
20 - D1	28.689	45.406					

P8 18 G3/CUP A.MULDOON		Porsche 991.2 (2017)					
IDEAL LAP TIME : 1:32.848		BEST LAP TIME : 1:33.041		DIFFERENCE : 0.193			
D1: Ash MULDOON							
LAP	SECTOR 1	SECTOR 2	SECTOR 3	LAP TIME	MPH	DIFF	TIME OF DAY
1 - D1	OUTLAP	50.120	25.141	1:56.322	75.30	23.281	11:22:03.383
2 - D1	33.106	47.096	24.132	1:44.334	83.95	11.293	11:23:47.717
3 - D1	32.629	44.925	24.423	1:41.977	85.90	8.936	11:25:29.694
4 - D1	31.825	44.731	23.032	1:39.588	87.96	6.547	11:27:09.282
5 - D1	31.548	44.633	23.163	1:39.344	88.17	6.303	11:28:48.626
6 - D1	31.169	44.107	23.198	1:38.474	88.95	5.433	11:30:27.100
7 - D1	30.898	44.176	22.769	1:37.843	89.52	4.802	11:32:04.943
8 - D1	30.890	44.118	23.034	1:38.042	89.34	5.001	11:33:42.985
9 - D1	31.353	44.403	IN PIT	4:19.505	P 33.75	2:46.464	11:38:02.490
10 - D1	OUTLAP	43.795	22.736	1:43.607	84.54	10.566	11:39:46.097
11 - D1	30.425	43.755	23.066	1:37.246	90.07	4.205	11:41:23.343
12 - D1	30.088	42.956	22.397	1:35.441	91.78	2.400	11:42:58.784
13 - D1	29.983	42.837	22.477	1:35.297	91.92	2.256	11:44:34.081
14 - D1	30.058	42.889	22.547	1:35.494	91.73	2.453	11:46:09.575
15 - D1	29.918	43.693	22.648	1:36.259	91.00	3.218	11:47:45.834
16 - D1	29.996	42.635	22.371	1:35.002	92.20	1.961	11:49:20.836
17 - D1	29.811	42.425	22.273	1:34.509	(3) 92.68	1.468	11:50:55.345
18 - D1	29.905	43.088	24.148	1:37.141	90.17	4.100	11:52:32.486
19 - D1	29.794	42.370	22.164	1:34.328	(2) 92.86	1.287	11:54:06.814
20 - D1	29.432	41.693	21.916	1:33.041	(1) 94.15		11:55:39.855
21 - D1	29.239	44.434	22.620	1:36.293	90.97	3.252	11:57:16.148
22 - D1	35.634	1:02.290					

MSVR Masters Historic Festival - Brands Hatch - 30th/31st May 2026

Masters Endurance Legends 1 & 2

QUALIFYING - RACE 3 - SECTOR ANALYSIS



SECTOR 1 = FL to I1, SECTOR 2 = I1 to I2, SECTOR 3 = I2 to FL, DIFF = Difference To Personal Best Lap, P = Crossed Finish Line in Pit Lane, D = Time Disallowed

P9 96 G2/GT4 D.SMITH / L.READE		Ginetta G55 Supercup (2012)					
IDEAL LAP TIME : 1:34.740		BEST LAP TIME : 1:34.740		DIFFERENCE : 0.000			
D1: David SMITH		D2: Luke READE					
LAP	SECTOR 1	SECTOR 2	SECTOR 3	LAP TIME	MPH	DIFF	TIME OF DAY
1 - D1	OUTLAP	51.934	25.809	2:01.548	72.06	26.808	11:22:14.863
2 - D1	30.967	43.297	23.302	1:37.566 (3)	89.78	2.826	11:23:52.429
3 - D1	30.229	43.500	23.260	1:36.989 (2)	90.31	2.249	11:25:29.418
4 - D1	29.794	42.211	22.735	1:34.740 (1)	92.46		11:27:04.158
5 - D1	32.560	50.990	IN PIT	3:45.974 P	38.76	2:11.234	11:30:50.132
6 - D1	OUTLAP	49.421	24.682	1:52.464	77.89	17.724	11:32:42.596
7 - D1	32.203	45.152	23.992	1:41.347	86.43	6.607	11:34:23.943
8 - D1	31.655	43.825	23.624	1:39.104	88.39	4.364	11:36:03.047
9 - D1	31.408	46.077	24.300	1:41.785	86.06	7.045	11:37:44.832
10 - D1	31.430	44.053	24.007	1:39.490	88.04	4.750	11:39:24.322
11 - D1	31.276	44.539	23.984	1:39.799	87.77	5.059	11:41:04.121
12 - D1	31.734	44.912	IN PIT	5:40.284 P	25.74	4:05.544	11:46:44.405
13 - D1	OUTLAP	48.294					

P10 129 G1/P2 J.HAGAN / C.ATKINSON		Pilbeam MP91 (2002)					
IDEAL LAP TIME : 1:40.582		BEST LAP TIME : 1:42.041		DIFFERENCE : 1.459			
D1: James HAGAN		D2: Christopher ATKINSON					
LAP	SECTOR 1	SECTOR 2	SECTOR 3	LAP TIME	MPH	DIFF	TIME OF DAY
1 - D1	OUTLAP	51.450	26.296	1:58.782	73.74	16.741	11:22:59.213
2 - D1	35.237	48.205	24.805	1:48.247	80.92	6.206	11:24:47.460
3 - D1	34.021	49.032	IN PIT	3:02.882 P	47.89	1:20.841	11:27:50.342
4 - D1	OUTLAP	48.001	25.180	1:50.957	78.94	8.916	11:29:41.299
5 - D1	33.541	46.205	24.360	1:44.106	84.14	2.065	11:31:25.405
6 - D1	33.107	47.044	24.300	1:44.451	83.86	2.410	11:33:09.856
7 - D1	33.564	46.938	23.910	1:44.412	83.89	2.371	11:34:54.268
8 - D1	33.128	47.712	24.237	1:45.077	83.36	3.036	11:36:39.345
9 - D1	33.067	45.243	24.031	1:42.341 (2)	85.59	0.300	11:38:21.686
10 - D1	32.904	45.438	23.699	1:42.041 (1)	85.84		11:40:03.727
11 - D1	36.040	47.208	IN PIT	5:38.127 P	25.90	3:56.086	11:45:41.854
12 - D1	OUTLAP	59.762	27.162	2:16.536	64.15	34.495	11:47:58.390
13 - D1	35.486	48.437	27.009	1:50.932	78.96	8.891	11:49:49.322
14 - D1	33.565	46.376	24.784	1:44.725	83.64	2.684	11:51:34.047
15 - D1	33.105	45.242	24.513	1:42.860	85.16	0.819	11:53:16.907
16 - D1	38.976	47.938	24.929	1:51.843	78.32	9.802	11:55:08.750
17 - D1	32.386	46.438	23.663	1:42.487 (3)	85.47	0.446	11:56:51.237
18 - D1	31.677	50.746					

MSVR Masters Historic Festival - Brands Hatch - 30th/31st May 2026

Masters Endurance Legends 1 & 2

QUALIFYING - RACE 3 - BEST SECTORS

POS	SECTOR 1		SECTOR 2		SECTOR 3		IDEAL / BEST COMPARISON						
	NO	TIME	NO	TIME	NO	TIME	POS	NO	NAME	IDEAL	BEST	DIFF	
										PERFECT LAP	1:23.134		
1	11	26.637	11	36.516	11	19.981	1	11	A.PERRY / B.CLUCAS	1:23.134	1:23.167	0.033	
2	28	26.935	28	37.046	28	20.016	2	28	K.MURRAY / P.QUAIFE	1:23.997	1:24.141	0.144	
3	7	27.455	7	38.051	7	20.409	3	7	N.GLOVER / M.LYONS	1:25.915	1:25.978	0.063	
4	27	28.216	22	39.371	27	20.894	4	22	J.SIMMONDS	1:28.732	1:28.732	0.000	
5	22	28.282	27	39.962	22	21.079	5	27	M.BROWN / Z.BROWN	1:29.072	1:29.072	0.000	
6	82	28.689	80	40.259	80	21.399	6	82	Z.BROWN / R.DEAN	1:30.489	1:31.337	0.848	
7	80	28.853	82	40.372	82	21.428	7	80	J.CALEY / B.CALEY	1:30.511	1:30.678	0.167	
8	18	29.239	18	41.693	18	21.916	8	18	A.MULDOON	1:32.848	1:33.041	0.193	
9	96	29.794	96	42.211	96	22.735	9	96	D.SMITH / L.READE	1:34.740	1:34.740	0.000	
10	129	31.677	129	45.242	129	23.663	10	129	J.HAGAN / C.ATKINSON	1:40.582	1:42.041	1.459	

MSVR Masters Historic Festival - Brands Hatch - 30th/31st May 2026

Masters Endurance Legends 1 & 2

QUALIFYING - RACE 3 - PIT STOP ANALYSIS

Start Time: 11:20:01.748

P1 11 A.PERRY / B.CLUCAS				
STOP	IN TIME	STOP TIME	TOTAL TIME	OUT TIME
1 -	11:26:26.195	1:31.321	1:31.321	11:27:57.516
2 -	11:36:54.492	1:58.001	3:29.322	11:38:52.493
3 -	11:48:01.270	8:30.862	12:00.184	11:56:32.132

P2 28 K.MURRAY / P.QUAIFE				
STOP	IN TIME	STOP TIME	TOTAL TIME	OUT TIME
1 -	11:27:45.645	2:05.416	2:05.416	11:29:51.061
2 -	11:48:38.181	2:59.432	5:04.848	11:51:37.613
3 -	11:56:35.537			

P3 7 N.GLOVER / M.LYONS				
STOP	IN TIME	STOP TIME	TOTAL TIME	OUT TIME
1 -	11:29:06.094	3:39.380	3:39.380	11:32:45.474
2 -	11:39:02.898	2:33.332	6:12.712	11:41:36.230
3 -	11:49:00.919	4:10.544	10:23.256	11:53:11.463

P4 22 J.SIMMONDS				
STOP	IN TIME	STOP TIME	TOTAL TIME	OUT TIME
1 -	11:32:06.904	4:08.859	4:08.859	11:36:15.763
2 -	11:43:53.086	2:12.711	6:21.570	11:46:05.797

P5 27 M.BROWN / Z.BROWN				
STOP	IN TIME	STOP TIME	TOTAL TIME	OUT TIME
1 -	11:22:31.440	1:13.700	1:13.700	11:23:45.140
2 -	11:38:05.538	5:23.467	6:37.167	11:43:29.005

P6 80 J.CALEY / B.CALEY				
STOP	IN TIME	STOP TIME	TOTAL TIME	OUT TIME
1 -	11:29:51.219	2:43.544	2:43.544	11:32:34.763
2 -	11:43:57.624	5:31.116	8:14.660	11:49:28.740

P7 82 Z.BROWN / R.DEAN				
STOP	IN TIME	STOP TIME	TOTAL TIME	OUT TIME
1 -	11:25:43.289	1:20.685	1:20.685	11:27:03.974
2 -	11:42:58.497	2:29.327	3:50.012	11:45:27.824
3 -	11:56:44.940			

P8 18 A.MULDOON				
STOP	IN TIME	STOP TIME	TOTAL TIME	OUT TIME
1 -	11:35:23.120	2:39.370	2:39.370	11:38:02.490

P9 96 D.SMITH / L.READE				
STOP	IN TIME	STOP TIME	TOTAL TIME	OUT TIME
1 -	11:28:51.522	1:58.610	1:58.610	11:30:50.132
2 -	11:42:52.180	3:52.225	5:50.835	11:46:44.405
3 -	11:48:43.735			

P10 129 J.HAGAN / C.ATKINSON				
STOP	IN TIME	STOP TIME	TOTAL TIME	OUT TIME
1 -	11:26:36.203	1:14.139	1:14.139	11:27:50.342
2 -	11:41:53.376	3:48.478	5:02.617	11:45:41.854

MSVR Masters Historic Festival - Brands Hatch - 30th/31st May 2026

Masters Endurance Legends 1 & 2

QUALIFYING - RACE 3 - STATISTICS

Competitors Started 10
Planned Start 2026-05-30 @ 11:20:00.000
Actual Start 2026-05-30 @ 11:20:01.748
Finish Time 2026-05-30 @ 11:57:32.629
Track Length 2.4332mi.
Total Laps 172
Total Distance Covered 418.5258mi.

Session Fastest Lap History

NO	CL	NAME	LAP TIME	TIME OF DAY	LAP	VEHICLE
11	G3/P3	A.PERRY / B.CLUCAS <i>A. PERRY</i>	1:26.771	11:23:29.977	2	Ligier LMP3 (2015)
28	G3/P2	K.MURRAY / P.QUAIFE <i>K. MURRAY</i>	1:25.378	11:23:30.896	2	Lola B12 (2012)
28	G3/P2	K.MURRAY / P.QUAIFE <i>K. MURRAY</i>	1:24.141	11:24:55.037	3	Lola B12 (2012)
11	G3/P3	A.PERRY / B.CLUCAS <i>A. PERRY</i>	1:23.781	11:34:00.142	8	Ligier LMP3 (2015)
11	G3/P3	A.PERRY / B.CLUCAS <i>A. PERRY</i>	1:23.167	11:35:23.308	9	Ligier LMP3 (2015)

Flag History

TYPE	TIME OF DAY
GREEN	11:20:01.748
RED	11:57:16.721
FINISH	11:57:32.629

Flag Statistics

TYPE	COUNT	TOTAL LAPS	TOTAL TIME
Green	1	21	37:14.972
Red	1	0	15.907
Safety Car	0	0	0.000
FCY	0	0	0.000

MSVR Masters Historic Festival - Brands Hatch - 30th/31st May 2026

Masters Endurance Legends 1 & 2

QUALIFYING - RACE 3 - STATISTICS

CLASS : G3/P2

1 Starters

Fastest Lap History

NO	NAME	LAP TIME	TIME OF DAY	LAP	VEHICLE
28	K.MURRAY / P.QUAIFE <i>K. MURRAY</i>	1:25.378	11:23:30.896	2	Lola B12 (2012)
28	K.MURRAY / P.QUAIFE <i>K. MURRAY</i>	1:24.141	11:24:55.037	3	Lola B12 (2012)

MSVR Masters Historic Festival - Brands Hatch - 30th/31st May 2026

Masters Endurance Legends 1 & 2

QUALIFYING - RACE 3 - STATISTICS

CLASS : G2/GT2

1 Starters

Fastest Lap History

NO	NAME	LAP TIME	TIME OF DAY	LAP	VEHICLE
82	Z.BROWN / R.DEAN <i>Z. BROWN</i>	1:38.751	11:24:03.282	2	Ferrari F430 GTC (2009)
82	Z.BROWN / R.DEAN <i>Z. BROWN</i>	1:34.246	11:30:18.467	5	Ferrari F430 GTC (2009)
82	Z.BROWN / R.DEAN <i>Z. BROWN</i>	1:33.724	11:31:52.190	6	Ferrari F430 GTC (2009)
82	Z.BROWN / R.DEAN <i>Z. BROWN</i>	1:33.655	11:33:25.845	7	Ferrari F430 GTC (2009)
82	Z.BROWN / R.DEAN <i>Z. BROWN</i>	1:32.643	11:38:07.995	10	Ferrari F430 GTC (2009)
82	Z.BROWN / R.DEAN <i>Z. BROWN</i>	1:32.156	11:41:15.908	12	Ferrari F430 GTC (2009)
82	Z.BROWN / R.DEAN <i>Z. BROWN</i>	1:31.827	11:50:16.612	16	Ferrari F430 GTC (2009)
82	Z.BROWN / R.DEAN <i>Z. BROWN</i>	1:31.337	11:51:47.948	17	Ferrari F430 GTC (2009)

MSVR Masters Historic Festival - Brands Hatch - 30th/31st May 2026

Masters Endurance Legends 1 & 2

QUALIFYING - RACE 3 - STATISTICS

CLASS : G2/GT3

2 Starters

Fastest Lap History

NO	NAME	LAP TIME	TIME OF DAY	LAP	VEHICLE
7	N.GLOVER / M.LYONS <i>N. GLOVER</i>	1:33.625	11:24:25.448	2	Lamborghini Gallardo GT3 (2014)
7	N.GLOVER / M.LYONS <i>N. GLOVER</i>	1:33.241	11:25:58.689	3	Lamborghini Gallardo GT3 (2014)
7	N.GLOVER / M.LYONS <i>N. GLOVER</i>	1:32.540	11:27:31.229	4	Lamborghini Gallardo GT3 (2014)
27	M.BROWN / Z.BROWN <i>M. BROWN</i>	1:31.644	11:28:36.964	4	McLaren MP4 12C GT3 (2012)
27	M.BROWN / Z.BROWN <i>M. BROWN</i>	1:30.915	11:30:07.879	5	McLaren MP4 12C GT3 (2012)
27	M.BROWN / Z.BROWN <i>M. BROWN</i>	1:30.820	11:31:38.699	6	McLaren MP4 12C GT3 (2012)
7	N.GLOVER / M.LYONS <i>N. GLOVER</i>	1:26.689	11:44:42.141	11	Lamborghini Gallardo GT3 (2014)
7	N.GLOVER / M.LYONS <i>N. GLOVER</i>	1:26.062	11:46:08.204	12	Lamborghini Gallardo GT3 (2014)
7	N.GLOVER / M.LYONS <i>N. GLOVER</i>	1:25.978	11:47:34.181	13	Lamborghini Gallardo GT3 (2014)

MSVR Masters Historic Festival - Brands Hatch - 30th/31st May 2026

Masters Endurance Legends 1 & 2

QUALIFYING - RACE 3 - STATISTICS

CLASS : G3/P3

1 Starters

Fastest Lap History

NO	NAME	LAP TIME	TIME OF DAY	LAP	VEHICLE
11	A.PERRY / B.CLUCAS <i>A. PERRY</i>	1:26.771	11:23:29.977	2	Ligier LMP3 (2015)
11	A.PERRY / B.CLUCAS <i>A. PERRY</i>	1:24.350	11:31:01.116	6	Ligier LMP3 (2015)
11	A.PERRY / B.CLUCAS <i>A. PERRY</i>	1:23.781	11:34:00.142	8	Ligier LMP3 (2015)
11	A.PERRY / B.CLUCAS <i>A. PERRY</i>	1:23.167	11:35:23.308	9	Ligier LMP3 (2015)

MSVR Masters Historic Festival - Brands Hatch - 30th/31st May 2026

Masters Endurance Legends 1 & 2

QUALIFYING - RACE 3 - STATISTICS

CLASS : G3/CUP

3 Starters

Fastest Lap History

NO	NAME	LAP TIME	TIME OF DAY	LAP	VEHICLE
80	J.CALEY / B.CALEY <i>J. CALEY</i>	1:36.168	11:23:45.037	2	Porsche 991.2 Cup (2018)
80	J.CALEY / B.CALEY <i>J. CALEY</i>	1:31.011	11:25:16.047	3	Porsche 991.2 Cup (2018)
80	J.CALEY / B.CALEY <i>J. CALEY</i>	1:30.963	11:26:47.010	4	Porsche 991.2 Cup (2018)
22	J.SIMMONDS <i>J. SIMMONDS</i>	1:30.000	11:39:24.082	9	Porsche 991.2 Cup (2018)
22	J.SIMMONDS <i>J. SIMMONDS</i>	1:29.512	11:40:53.595	10	Porsche 991.2 Cup (2018)
22	J.SIMMONDS <i>J. SIMMONDS</i>	1:28.732	11:42:22.327	11	Porsche 991.2 Cup (2018)

MSVR Masters Historic Festival - Brands Hatch - 30th/31st May 2026

Masters Endurance Legends 1 & 2

QUALIFYING - RACE 3 - STATISTICS

CLASS : G2/GT4

1 Starters

Fastest Lap History

NO	NAME	LAP TIME	TIME OF DAY	LAP	VEHICLE
96	D.SMITH / L.READE <i>D. SMITH</i>	1:37.566	11:23:52.454	2	Ginetta G55 Supercup (2012)
96	D.SMITH / L.READE <i>D. SMITH</i>	1:36.989	11:25:29.442	3	Ginetta G55 Supercup (2012)
96	D.SMITH / L.READE <i>D. SMITH</i>	1:34.740	11:27:04.182	4	Ginetta G55 Supercup (2012)

MSVR Masters Historic Festival - Brands Hatch - 30th/31st May 2026

Masters Endurance Legends 1 & 2

QUALIFYING - RACE 3 - STATISTICS


CLASS : G1/P2

1 Starters

Fastest Lap History

NO	NAME	LAP TIME	TIME OF DAY	LAP	VEHICLE
129	J.HAGAN / C.ATKINSON <i>J. HAGAN</i>	1:48.247	11:24:47.487	2	Pilbeam MP91 (2002)
129	J.HAGAN / C.ATKINSON <i>J. HAGAN</i>	1:44.106	11:31:25.431	5	Pilbeam MP91 (2002)
129	J.HAGAN / C.ATKINSON <i>J. HAGAN</i>	1:42.341	11:38:21.712	9	Pilbeam MP91 (2002)
129	J.HAGAN / C.ATKINSON <i>J. HAGAN</i>	1:42.041	11:40:03.753	10	Pilbeam MP91 (2002)

MSVR Masters Historic Festival - Brands Hatch - 30th/31st May 2026
Masters Endurance Legends 1 & 2
RACE 3 - GRID (40 minutes) - FINAL

ROW 5	9	1:34.740 96 D.SMITH / L.READE	10	1:42.041 129 J.HAGAN / C.ATKINSON
ROW 4	7	1:31.337 82 Z.BROWN / R.DEAN	8	1:33.041 18 A.MULDOON
ROW 3	5	1:29.072 27 M.BROWN / Z.BROWN	6	1:30.678 80 J.CALEY / B.CALEY
ROW 2	3	1:25.978 7 N.GLOVER / M.LYONS	4	1:28.732 22 J.SIMMONDS
ROW 1	1	1:23.167 11 A.PERRY / B.CLUCAS	2	1:24.141 28 K.MURRAY / P.QUAIFE
Pole				
				

Brands Hatch GP: 2.4332 miles

Chief Steward: Marc Van Geel	Steward: David Simons	Steward: Tony Watts	
------------------------------	-----------------------	---------------------	---

Results can be found at www.tsl-timing.com

Printed - 13:07 Saturday, 30 May 2026

MSVR Masters Historic Festival - Brands Hatch - 30th/31st May 2026

Masters Endurance Legends 1 & 2

RACE 3 - CLASSIFICATION - FINAL

Race Distance: 23 Laps / 55.96 miles

POS	NO	CL	PIC	DRIVER/S	CAR	LAPS	TIME	GAP	DIFF	MPH	BEST	ON	GRD	↑↓
1	7	G2/GT3	1	Neil GLOVER (GBR) / Michael LYONS (GBR)	Lamborghini Gallardo GT3 (2014)	23	40:05.403			83.75	1:27.283	21	3	2
2	28	G3/P2	1	Phil QUAIFE (GBR) / Kenny MURRAY (GBR)	Lola B12 (2012)	23	40:12.410	7.007	7.007	83.51	1:22.341	14	2	0
3	27	G2/GT3	2	Max BROWN (USA)	McLaren MP4 12C GT3 (2012)	23	40:14.743	9.340	2.333	83.43	1:30.101	12	5	2
4	80	G3/CUP	1	James CALEY (GBR) / Bill CALEY (GBR)	Porsche 991.2 Cup (2018)	23	40:23.046	17.643	8.303	83.15	1:31.579	5	6	2
5	22	G3/CUP	2	Jonathan SIMMONDS (GBR)	Porsche 991.2 Cup (2018)	23	40:25.272	19.869	2.226	83.07	1:32.267	23	4	-1
6	18	G3/CUP	3	Ash MULDOON (GBR)	Porsche 991.2 (2017)	23	40:33.305	27.902	8.033	82.79	1:34.009	10	8	2
7	82	G2/GT2	1	Zak BROWN (USA) / Richard DEAN (GBR)	Ferrari F430 GTC (2009)	22	40:21.224	1 Lap	1 Lap	79.59	1:32.830	21	7	0
8	96	G2/GT4	1	Luke READE (GBR) / David SMITH (GBR)	Ginetta G55 Supercup (2012)	22	40:48.583	1 Lap	27.359	78.70	1:34.202	10	9	1
9	129	G1/P2	1	James HAGAN (IRL) / Christopher ATKINSON (GBR)	Pilbeam MP91 (2002)	20	40:59.919	3 Laps	2 Laps	71.22	1:39.341	8	10	1

NOT CLASSIFIED

NC	11	G3/P3		Andy PERRY (GBR) / Ben CLUCAS (GBR)	Ligier LMP3 (2015)	12	20:42.964	11 Laps	8 Laps	84.57	1:25.855		5	
----	----	-------	--	-------------------------------------	--------------------	----	-----------	---------	--------	-------	----------	--	---	--

FASTEST LAP

28	G3/P2	Phil QUAIFE (GBR) / Kenny MURRAY (GBR)	Lola B12 (2012)	14	1:22.341	106.38 mph	171.20 kph
11	G3/P3	Andy PERRY (GBR) / Ben CLUCAS (GBR)	Ligier LMP3 (2015)	5	1:25.855	102.03 mph	164.20 kph
7	G2/GT3	Neil GLOVER (GBR) / Michael LYONS (GBR)	Lamborghini Gallardo GT3 (2014)	21	1:27.283	100.36 mph	161.51 kph
80	G3/CUP	James CALEY (GBR) / Bill CALEY (GBR)	Porsche 991.2 Cup (2018)	5	1:31.579	95.65 mph	153.93 kph
82	G2/GT2	Zak BROWN (USA) / Richard DEAN (GBR)	Ferrari F430 GTC (2009)	21	1:32.830	94.36 mph	151.86 kph
96	G2/GT4	Luke READE (GBR) / David SMITH (GBR)	Ginetta G55 Supercup (2012)	10	1:34.202	92.98 mph	149.65 kph
129	G1/P2	James HAGAN (IRL) / Christopher ATKINSON (GBR)	Pilbeam MP91 (2002)	8	1:39.341	88.17 mph	141.91 kph

Weather / Track : Bright / Dry

Date: 30/05/2026 Start: 17:42 Finish: 18:22
Brands Hatch GP: 2.4332 miles

Chief Steward: Marc Van Geel	Steward: David Simons	Steward: Tony Watts	
------------------------------	-----------------------	---------------------	---

Results can be found at www.tsl-timing.com

Printed - 09:44 Sunday, 31 May 2026

MSVR Masters Historic Festival - Brands Hatch - 30th/31st May 2026

Masters Endurance Legends 1 & 2

RACE 3 - LAP CHART

LAP 1 @ 17:43:53.707			LAP 2 @ 17:45:19.268			LAP 3 @ 17:46:43.577			LAP 4 @ 17:48:07.058			LAP 5 @ 17:49:30.372		
NO	BEHIND	LAP TIME	NO	BEHIND	LAP TIME	NO	BEHIND	LAP TIME	NO	BEHIND	LAP TIME	NO	BEHIND	LAP TIME
28		1:30.508	28		1:25.561	28		1:24.309	28		1:23.481	28		1:23.314
11	0.159	1:30.667	11	1.981	1:27.383	11	4.948	1:27.276	11	8.378	1:26.911	11	10.919	1:25.855
7	7.072	1:37.580	7	14.285	1:32.774	7	22.897	1:32.921	27	30.913	1:31.185	27	38.414	1:30.815
27	7.739	1:38.247	27	14.612	1:32.434	27	23.209	1:32.906	7	32.433	1:33.017	7	40.478	1:31.359
80	8.327	1:38.835	80	15.676	1:32.910	80	24.281	1:32.914	80	33.218	1:32.418	80	41.483	1:31.579
22	9.860	1:40.368	22	17.806	1:33.507	22	27.275	1:33.778	22	37.134	1:33.340	22	47.014	1:33.194
82	10.304	1:40.812	82	19.218	1:34.475	82	28.848	1:33.939	82	39.242	1:33.875	82	49.920	1:33.992
18	11.242	1:41.750	18	20.365	1:34.684	18	31.545	1:35.489	18	44.333	1:36.269	18	56.203	1:35.184
96	12.299	1:42.807	96	21.845	1:35.107	96	32.255	1:34.719	96	44.909	1:36.135	96	56.949	1:35.354
129	18.296	1:48.804	129	34.591	1:41.856	129	51.596	1:41.314	129	1:08.804	1:40.689			

MSVR Masters Historic Festival - Brands Hatch - 30th/31st May 2026

Masters Endurance Legends 1 & 2

RACE 3 - LAP CHART

LAP 6 @ 17:50:53.517			LAP 7 @ 17:53:17.465			LAP 8 @ 17:55:45.911			LAP 9 @ 17:57:10.392			LAP 10 @ 17:58:33.756		
NO	BEHIND	LAP TIME	NO	BEHIND	LAP TIME	NO	BEHIND	LAP TIME	NO	BEHIND	LAP TIME	NO	BEHIND	LAP TIME
28		1:23.145	28		2:23.948	28		2:28.446	28		1:24.481	28		1:23.364
11	18.375	1:30.601	11	0.643	2:06.216	11	1.099	2:28.902	11	3.881	1:27.263	11	7.920	1:27.403
27	58.032	1:42.763	27	26.769	1:52.685	27	2.542	2:04.219	27	8.682	1:30.621	27	16.417	1:31.099
7	58.636	1:41.303	7	27.300	1:52.612	7	2.983	2:04.129	7	11.681	1:33.179	80	22.275	1:33.521
80	59.419	1:41.081	80	27.714	1:52.243	80	3.876	2:04.608	80	12.118	1:32.723	22	25.335	1:33.583
22	1:12.978	1:49.109	22	30.999	1:41.969	22	5.383	2:02.830	22	15.116	1:34.214	82	27.359	1:33.910
82	1:13.907	1:47.132	82	34.015	1:44.056	82	6.555	2:00.986	82	16.813	1:34.739	18	28.567	1:34.009
18	1:14.522	1:41.464	18	35.990	1:45.416	18	7.714	2:00.170	18	17.922	1:34.689	96	29.429	1:34.202
96	1:15.697	1:41.893	96	37.201	1:45.452	96	8.302	1:59.547	96	18.591	1:34.770	129	2 Laps	1:39.341
			129	2 Laps	5:15.152	129	2 Laps	1:43.765	129	2 Laps	1:41.894			

MSVR Masters Historic Festival - Brands Hatch - 30th/31st May 2026

Masters Endurance Legends 1 & 2

RACE 3 - LAP CHART

LAP 11 @ 17:59:57.006			LAP 12 @ 18:01:20.202			LAP 13 @ 18:02:44.446			LAP 14 @ 18:04:06.787			LAP 15 @ 18:06:50.677		
NO	BEHIND	LAP TIME	NO	BEHIND	LAP TIME	NO	BEHIND	LAP TIME	NO	BEHIND	LAP TIME	NO	BEHIND	LAP TIME
28		1:23.250	28		1:23.196	28		1:24.244	28		1:22.341	28		2:43.890 P
11	11.116	1:26.446	7	1 Lap	1:30.900	129	3 Laps	1:41.426	7	1 Lap	1:28.477	82	1 Lap	1:39.499
7	1 Lap	2:51.999 P	27	30.508	1:30.101	11	1 Lap	2:58.041 P	27	1 Lap	2:54.403 P	96	1 Lap	1:40.335
27	23.603	1:30.436	80	41.813	1:33.091	7	1 Lap	1:27.839	129	3 Laps	1:48.658	7	46.027	1:28.124
80	31.918	1:32.893	96	1 Lap	3:00.166 P	18	1 Lap	2:54.440 P	80	1 Lap	2:54.600 P	27	1:10.773	1:42.056
22	35.743	1:33.658	82	48.143	1:33.909	22	1 Lap	3:01.655 P	18	1 Lap	1:38.822	80	1:30.641	1:42.874
82	37.430	1:33.321				96	1 Lap	1:45.782	22	1 Lap	1:38.927	18	1:41.477	1:46.751
18	39.927	1:34.610							82	1 Lap	3:20.166 P	22	1:42.167	1:45.535
129	2 Laps	1:42.706							96	1 Lap	1:41.111	129	3 Laps	3:45.005 P
									7	2:01.793	1:27.292	SC	14 Laps	15:51.464
									27	2:12.607	1:34.281			
									80	2:31.657	1:41.829			
									18	2:38.616	1:35.208			
									22	2:40.522	1:33.978			

MSVR Masters Historic Festival - Brands Hatch - 30th/31st May 2026

Masters Endurance Legends 1 & 2

RACE 3 - LAP CHART

LAP 16 @ 18:09:09.295			LAP 17 @ 18:11:38.782			LAP 18 @ 18:14:02.133			LAP 19 @ 18:16:30.151			LAP 20 @ 18:18:00.445		
NO	BEHIND	LAP TIME	NO	BEHIND	LAP TIME	NO	BEHIND	LAP TIME	NO	BEHIND	LAP TIME	NO	BEHIND	LAP TIME
28		2:18.618	28		2:29.487	28		2:23.351	28		2:28.018	7		1:28.308
82	1 Lap	2:02.478	82	1 Lap	2:29.024	82	1 Lap	2:23.319	82	1 Lap	2:28.105	28	2.425	1:32.719
96	1 Lap	2:01.112	96	1 Lap	2:28.652	96	1 Lap	2:23.267	96	1 Lap	2:28.373	27	3.658	1:31.743
7	3.538	1:36.129	7	2.116	2:28.065	7	2.084	2:23.319	7	1.986	2:27.920	82	1 Lap	1:34.291
27	40.919	1:48.764	27	3.382	1:51.950	27	3.173	2:23.142	27	2.209	2:27.054	80	7.118	1:34.955
80	50.910	1:38.887	80	4.244	1:42.821	80	3.904	2:23.011	80	2.457	2:26.571	18	9.453	1:36.751
18	1:00.133	1:37.274	18	7.703	1:37.057	18	4.770	2:20.418	18	2.996	2:26.244	22	9.583	1:36.706
22	1:00.570	1:37.021	22	8.034	1:36.951	22	5.434	2:20.751	22	3.171	2:25.755	96	1 Lap	1:40.065
129	3 Laps	1:50.226	129	3 Laps	1:47.003	129	3 Laps	1:57.696	129	3 Laps	2:26.061	129	3 Laps	1:42.017
SC	14 Laps	2:29.305	SC	14 Laps	2:23.323									

MSVR Masters Historic Festival - Brands Hatch - 30th/31st May 2026

Masters Endurance Legends 1 & 2

RACE 3 - LAP CHART

LAP 21 @ 18:19:27.728			LAP 22 @ 18:20:55.391			LAP 23 @ 18:22:28.602		
NO	BEHIND	LAP TIME	NO	BEHIND	LAP TIME	NO	BEHIND	LAP TIME
7		1:27.283	7		1:27.663	7		1:33.211
28	5.993	1:30.851	28	9.334	1:31.004	28	7.007	1:30.884
27	7.405	1:31.030	27	11.162	1:31.420	27	9.340	1:31.389
82	1 Lap	1:33.160	82	1 Lap	1:32.830	82	1 Lap	1:33.206
80	12.514	1:32.679	80	18.180	1:33.329	80	17.643	1:32.674
22	16.164	1:33.864	22	20.813	1:32.312	22	19.869	1:32.267
18	16.206	1:34.036	18	24.496	1:35.953	18	27.902	1:36.617
96	1 Lap	1:39.096	96	1 Lap	1:40.162	96	1 Lap	1:40.476
129	3 Laps	1:41.540	129	3 Laps	1:41.982	129	3 Laps	1:42.784

MSVR Masters Historic Festival - Brands Hatch - 30th/31st May 2026

Masters Endurance Legends 1 & 2

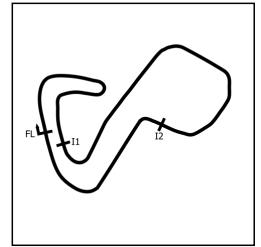
RACE 3 - POSITION CHART

No	Name	Lap Pos	Lap																							
			1	2	3	4	5	6	7	8	9	10	11	12	13	14	15	16	17	18	19	20	21	22	23	
11	A.PERRY / B.CLUCAS	1	28	28	28	28	28	28	28	28	28	28	28	28	28	28	28	28	28	28	28	28	28	28		
28	P.QUAIFE / K.MURRAY	2	11	11	11	11	11	11	11	11	11	11	27	7	7	7	7	7	7	7	7	7	28	28	28	28
7	N.GLOVER / M.LYONS	3	7	7	7	27	27	27	27	27	27	27	80	27	27	27	27	27	27	27	27	27	27	27	27	
22	J.SIMMONDS	4	27	27	27	7	7	7	7	7	80	80	82	80	80	80	80	80	80	80	80	80	80	80	80	
27	M.BROWN	5	80	80	80	80	80	80	80	80	22	22	11	18	18	18	18	18	18	18	18	18	18	18	18	
80	J.CALEY / B.CALEY	6	22	22	22	22	22	22	22	22	82	82	7	22	22	22	22	22	22	22	22	22	22	18	18	18
82	Z.BROWN / R.DEAN	7	82	82	82	82	82	82	82	82	18	18	18	82	82	82	82	82	82	82	82	82	82	82	82	
18	A.MULDOON	8	18	18	18	18	18	18	18	18	96	7	22	96	96	96	96	96	96	96	96	96	96	96	96	
96	L.READE / D.SMITH	9	96	96	96	96	96	96	96	96	7	96	96	129	129	129	129	129	129	129	129	129	129	129	129	
129	J.HAGAN / C.ATKINSO	10	129	129	129	129	129	129	129	129	129	129	129	129	129	129	129	129	129	129	129	129	129	129	129	

MSVR Masters Historic Festival - Brands Hatch - 30th/31st May 2026

Masters Endurance Legends 1 & 2

RACE 3 - SECTOR ANALYSIS



SECTOR 1 = FL to I1, SECTOR 2 = I1 to I2, SECTOR 3 = I2 to FL, DIFF = Difference To Personal Best Lap, P = Crossed Finish Line in Pit Lane, D = Time Disallowed

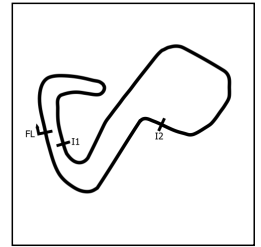
P1		7 G2/GT3 N.GLOVER / M.LYONS		Lamborghini Gallardo GT3 (2014)			
IDEAL LAP TIME : 1:27.028		BEST LAP TIME : 1:27.283		DIFFERENCE : 0.255			
D1: Neil GLOVER		D2: Michael LYONS					
LAP	SECTOR 1	SECTOR 2	SECTOR 3	LAP TIME	MPH	DIFF	TIME OF DAY
1 - D1		42.073	22.126	1:37.580	89.77	10.297	17:44:00.779
2 - D1	29.259	41.445	22.070	1:32.774	94.42	5.491	17:45:33.553
3 - D1	29.450	41.533	21.938	1:32.921	94.27	5.638	17:47:06.474
4 - D1	29.806	41.487	21.724	1:33.017	94.17	5.734	17:48:39.491
5 - D1	29.062	40.609	21.688	1:31.359	95.88	4.076	17:50:10.850
6 - D1	29.244	45.357	26.702	1:41.303	86.47	14.020	17:51:52.153
7 - D1	36.424	50.191	25.997	1:52.612	77.78	25.329	17:53:44.765
8 - D1	35.967	59.106	29.056	2:04.129	70.57	36.846	17:55:48.894
9 - D1	29.902	41.422	21.855	1:33.179	94.01	5.896	17:57:22.073
10 - D1	29.380	41.313	IN PIT	2:51.999	P 50.92	1:24.716	18:00:14.072
11 - D2	OUTLAP	39.143	20.902	1:30.900	96.36	3.617	18:01:44.972
12 - D2	27.951	39.036	20.852	1:27.839	99.72	0.556	18:03:12.811
13 - D2	28.289	39.429	20.759	1:28.477	99.00	1.194	18:04:41.288
14 - D2	27.982	38.656	20.654	1:27.292	(2) 100.35	0.009	18:06:08.580
15 - D2	28.017	39.449	20.658	1:28.124	99.40	0.841	18:07:36.704
16 - D2	28.333	39.026	28.770	1:36.129	91.12	8.846	18:09:12.833
17 - D2	48.057	1:07.056	32.952	2:28.065	59.16	1:00.782	18:11:40.898
18 - D2	44.946	1:05.652	32.721	2:23.319	61.12	56.036	18:14:04.217
19 - D2	44.106	1:14.945	28.869	2:27.920	59.22	1:00.637	18:16:32.137
20 - D2	28.385	39.326	20.597	1:28.308	99.19	1.025	18:18:00.445
21 - D2	27.837	38.911	20.535	1:27.283	(1) 100.36		18:19:27.728
22 - D2	28.311	38.748	20.604	1:27.663	(3) 99.92	0.380	18:20:55.391
23 - D2	28.139	39.613	25.459	1:33.211	93.97	5.928	18:22:28.602

P2		28 G3/P2 P.QUAIFE / K.MURRAY		Lola B12 (2012)			
IDEAL LAP TIME : 1:22.297		BEST LAP TIME : 1:22.341		DIFFERENCE : 0.044			
D1: Phil QUAIFE		D2: Kenny MURRAY					
LAP	SECTOR 1	SECTOR 2	SECTOR 3	LAP TIME	MPH	DIFF	TIME OF DAY
1 - D1		38.898	20.708	1:30.508	96.78	8.167	17:43:53.707
2 - D1	27.418	37.854	20.289	1:25.561	102.38	3.220	17:45:19.268
3 - D1	26.912	37.534	19.863	1:24.309	103.90	1.968	17:46:43.577
4 - D1	26.597	37.032	19.852	1:23.481	104.93	1.140	17:48:07.058
5 - D1	26.639	36.864	19.811	1:23.314	105.14	0.973	17:49:30.372
6 - D1	26.827	36.713	19.605	1:23.145	(2) 105.35	0.804	17:50:53.517
7 - D1	35.329	1:09.803	38.816	2:23.948	60.85	1:01.607	17:53:17.465
8 - D1	51.200	1:09.113	28.133	2:28.446	59.01	1:06.105	17:55:45.911
9 - D1	27.062	37.353	20.066	1:24.481	103.69	2.140	17:57:10.392
10 - D1	26.716	36.869	19.779	1:23.364	105.07	1.023	17:58:33.756
11 - D1	26.776	36.769	19.705	1:23.250	105.22	0.909	17:59:57.006
12 - D1	26.770	36.687	19.739	1:23.196	(3) 105.29	0.855	18:01:20.202
13 - D1	27.587	36.845	19.812	1:24.244	103.98	1.903	18:02:44.446
14 - D1	26.624	36.234	19.483	1:22.341	(1) 106.38		18:04:06.787
15 - D1	26.580	36.900	IN PIT	2:43.890	P 53.44	1:21.549	18:06:50.677
16 - D2	OUTLAP	1:04.303	38.067	2:18.618	63.19	56.277	18:09:09.295
17 - D2	48.130	1:07.819	33.538	2:29.487	58.59	1:07.146	18:11:38.782
18 - D2	44.402	1:06.089	32.860	2:23.351	61.10	1:01.010	18:14:02.133
19 - D2	44.103	1:15.352	28.563	2:28.018	59.18	1:05.677	18:16:30.151
20 - D2	29.258	41.648	21.813	1:32.719	94.47	10.378	18:18:02.870
21 - D2	29.066	40.320	21.465	1:30.851	96.41	8.510	18:19:33.721
22 - D2	28.941	40.358	21.705	1:31.004	96.25	8.663	18:21:04.725
23 - D2	28.865	40.518	21.501	1:30.884	96.38	8.543	18:22:35.609

MSVR Masters Historic Festival - Brands Hatch - 30th/31st May 2026

Masters Endurance Legends 1 & 2

RACE 3 - SECTOR ANALYSIS



SECTOR 1 = FL to I1, SECTOR 2 = I1 to I2, SECTOR 3 = I2 to FL, DIFF = Difference To Personal Best Lap, P = Crossed Finish Line in Pit Lane, D = Time Disallowed

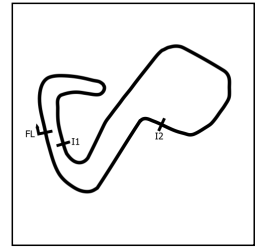
P3 27 G2/GT3 M.BROWN			McLaren MP4 12C GT3 (2012)				
IDEAL LAP TIME : 1:29.848		BEST LAP TIME : 1:30.101		DIFFERENCE : 0.253			
D1: Max BROWN							
LAP	SECTOR 1	SECTOR 2	SECTOR 3	LAP TIME	MPH	DIFF	TIME OF DAY
1 - D1		42.418	21.760	1:38.247	89.16	8.146	17:44:01.446
2 - D1	29.017	41.660	21.757	1:32.434	94.76	2.333	17:45:33.880
3 - D1	29.855	41.195	21.856	1:32.906	94.28	2.805	17:47:06.786
4 - D1	29.522	40.357	21.306	1:31.185	96.06	1.084	17:48:37.971
5 - D1	28.846	40.619	21.350	1:30.815	96.45	0.714	17:50:08.786
6 - D1	29.034	46.829	26.900	1:42.763	85.24	12.662	17:51:51.549
7 - D1	36.589	50.036	26.060	1:52.685	77.73	22.584	17:53:44.234
8 - D1	35.903	59.046	29.270	2:04.219	70.51	34.118	17:55:48.453
9 - D1	28.930	40.396	21.295	1:30.621 (3)	96.66	0.520	17:57:19.074
10 - D1	28.846	40.889	21.364	1:31.099	96.15	0.998	17:58:50.173
11 - D1	28.892	40.413	21.131	1:30.436 (2)	96.86	0.335	18:00:20.609
12 - D1	28.768	40.110	21.223	1:30.101 (1)	97.22		18:01:50.710
13 - D1	28.777	40.905	IN PIT	2:54.403 P	50.22	1:24.302	18:04:45.113
14 - D1	OUTLAP	40.646	21.538	1:34.281	92.91	4.180	18:06:19.394
15 - D1	29.372	45.402	27.282	1:42.056	85.83	11.955	18:08:01.450
16 - D1	36.014	48.032	24.718	1:48.764	80.53	18.663	18:09:50.214
17 - D1	32.426	46.630	32.894	1:51.950	78.24	21.849	18:11:42.164
18 - D1	45.214	1:04.981	32.947	2:23.142	61.19	53.041	18:14:05.306
19 - D1	44.902	1:13.856	28.296	2:27.054	59.56	56.953	18:16:32.360
20 - D1	29.272	41.046	21.425	1:31.743	95.48	1.642	18:18:04.103
21 - D1	28.607	41.110	21.313	1:31.030	96.23	0.929	18:19:35.133
22 - D1	29.046	40.969	21.405	1:31.420	95.81	1.319	18:21:06.553
23 - D1	29.012	40.758	21.619	1:31.389	95.85	1.288	18:22:37.942

P4 80 G3/CUP J.CALEY / B.CALEY			Porsche 991.2 Cup (2018)				
IDEAL LAP TIME : 1:31.538		BEST LAP TIME : 1:31.579		DIFFERENCE : 0.041			
D1: James CALEY D2: Bill CALEY							
LAP	SECTOR 1	SECTOR 2	SECTOR 3	LAP TIME	MPH	DIFF	TIME OF DAY
1 - D1		42.134	21.815	1:38.835	88.63	7.256	17:44:02.034
2 - D1	29.532	41.528	21.850	1:32.910	94.28	1.331	17:45:34.944
3 - D1	29.595	41.433	21.886	1:32.914	94.27	1.335	17:47:07.858
4 - D1	29.400	41.293	21.725	1:32.418 (2)	94.78	0.839	17:48:40.276
5 - D1	29.179	40.653	21.747	1:31.579 (1)	95.65		17:50:11.855
6 - D1	29.610	45.569	25.902	1:41.081	86.66	9.502	17:51:52.936
7 - D1	36.041	50.497	25.705	1:52.243	78.04	20.664	17:53:45.179
8 - D1	36.143	59.175	29.290	2:04.608	70.29	33.029	17:55:49.787
9 - D1	29.881	40.981	21.861	1:32.723	94.47	1.144	17:57:22.510
10 - D1	29.506	41.211	22.804	1:33.521	93.66	1.942	17:58:56.031
11 - D1	29.548	41.328	22.017	1:32.893	94.30	1.314	18:00:28.924
12 - D1	30.126	41.061	21.904	1:33.091	94.09	1.512	18:02:02.015
13 - D1	29.823	41.225	IN PIT	2:54.600 P	50.17	1:23.021	18:04:56.615
14 - D2	OUTLAP	43.506	22.452	1:41.829	86.02	10.250	18:06:38.444
15 - D2	31.213	47.994	23.667	1:42.874	85.15	11.295	18:08:21.318
16 - D2	32.014	43.968	22.905	1:38.887	88.58	7.308	18:10:00.205
17 - D2	32.533	43.637	26.651	1:42.821	85.19	11.242	18:11:43.026
18 - D2	45.102	1:04.863	33.046	2:23.011	61.25	51.432	18:14:06.037
19 - D2	44.977	1:13.484	28.110	2:26.571	59.76	54.992	18:16:32.608
20 - D2	31.099	41.843	22.013	1:34.955	92.25	3.376	18:18:07.563
21 - D2	29.685	41.288	21.706	1:32.679	94.51	1.100	18:19:40.242
22 - D2	29.883	41.555	21.891	1:33.329	93.85	1.750	18:21:13.571
23 - D2	29.805	41.073	21.796	1:32.674 (3)	94.52	1.095	18:22:46.245

MSVR Masters Historic Festival - Brands Hatch - 30th/31st May 2026

Masters Endurance Legends 1 & 2

RACE 3 - SECTOR ANALYSIS



SECTOR 1 = FL to I1, SECTOR 2 = I1 to I2, SECTOR 3 = I2 to FL, DIFF = Difference To Personal Best Lap, P = Crossed Finish Line in Pit Lane, D = Time Disallowed

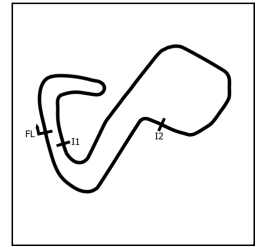
P5 22 G3/CUP J.SIMMONDS		Porsche 991.2 Cup (2018)					
IDEAL LAP TIME : 1:32.030		BEST LAP TIME : 1:32.267		DIFFERENCE : 0.237			
D1: Jonathan SIMMONDS							
LAP	SECTOR 1	SECTOR 2	SECTOR 3	LAP TIME	MPH	DIFF	TIME OF DAY
1 - D1		44.242	22.321	1:40.368	87.27	8.101	17:44:03.567
2 - D1	29.298	41.904	22.305	1:33.507	93.68	1.240	17:45:37.074
3 - D1	29.620	41.823	22.335	1:33.778	93.41	1.511	17:47:10.852
4 - D1	29.333	41.832	22.175	1:33.340	93.84	1.073	17:48:44.192
5 - D1	29.236	41.631	22.327	1:33.194 (3)	93.99	0.927	17:50:17.386
6 - D1	30.410	52.295	26.404	1:49.109	80.28	16.842	17:52:06.495
7 - D1	34.841	44.111	23.017	1:41.969	85.90	9.702	17:53:48.464
8 - D1	33.979	59.152	29.699	2:02.830	71.31	30.563	17:55:51.294
9 - D1	29.718	42.275	22.221	1:34.214	92.97	1.947	17:57:25.508
10 - D1	29.217	42.094	22.272	1:33.583	93.60	1.316	17:58:59.091
11 - D1	29.445	42.030	22.183	1:33.658	93.53	1.391	18:00:32.749
12 - D1	29.443	42.250	IN PIT	3:01.655 P	48.22	1:29.388	18:03:34.404
13 - D1	OUTLAP	41.890	22.290	1:38.927	88.54	6.660	18:05:13.331
14 - D1	29.444	42.407	22.127	1:33.978	93.21	1.711	18:06:47.309
15 - D1	30.842	52.321	22.372	1:45.535	83.00	13.268	18:08:32.844
16 - D1	31.028	43.445	22.548	1:37.021	90.28	4.754	18:10:09.865
17 - D1	30.846	43.343	22.762	1:36.951	90.35	4.684	18:11:46.816
18 - D1	43.277	1:04.293	33.181	2:20.751	62.23	48.484	18:14:07.567
19 - D1	45.084	1:13.787	26.884	2:25.755	60.09	53.488	18:16:33.322
20 - D1	31.247	43.238	22.221	1:36.706	90.58	4.439	18:18:10.028
21 - D1	29.714	42.141	22.009	1:33.864	93.32	1.597	18:19:43.892
22 - D1	29.286	41.113	21.913	1:32.312 (2)	94.89	0.045	18:21:16.204
23 - D1	29.066	41.350	21.851	1:32.267 (1)	94.94		18:22:48.471

P6 18 G3/CUP A.MULDOON		Porsche 991.2 (2017)					
IDEAL LAP TIME : 1:33.647		BEST LAP TIME : 1:34.009		DIFFERENCE : 0.362			
D1: Ash MULDOON							
LAP	SECTOR 1	SECTOR 2	SECTOR 3	LAP TIME	MPH	DIFF	TIME OF DAY
1 - D1		43.250	22.326	1:41.750	86.09	7.741	17:44:04.949
2 - D1	29.708	42.810	22.166	1:34.684	92.51	0.675	17:45:39.633
3 - D1	30.028	43.229	22.232	1:35.489	91.73	1.480	17:47:15.122
4 - D1	30.306	43.245	22.718	1:36.269	90.99	2.260	17:48:51.391
5 - D1	30.052	42.838	22.294	1:35.184	92.03	1.175	17:50:26.575
6 - D1	29.668	46.293	25.503	1:41.464	86.33	7.455	17:52:08.039
7 - D1	35.795	46.155	23.466	1:45.416	83.09	11.407	17:53:53.455
8 - D1	32.139	57.656	30.375	2:00.170	72.89	26.161	17:55:53.625
9 - D1	30.122	42.288	22.279	1:34.689	92.51	0.680	17:57:28.314
10 - D1	29.678	42.141	22.190	1:34.009 (1)	93.18		17:59:02.323
11 - D1	29.778	42.368	22.464	1:34.610 (3)	92.58	0.601	18:00:36.933
12 - D1	29.533	42.569	IN PIT	2:54.440 P	50.21	1:20.431	18:03:31.373
13 - D1	OUTLAP	42.720	22.744	1:38.822	88.64	4.813	18:05:10.195
14 - D1	30.126	42.639	22.443	1:35.208	92.00	1.199	18:06:45.403
15 - D1	31.440	52.192	23.119	1:46.751	82.05	12.742	18:08:32.154
16 - D1	30.748	43.620	22.906	1:37.274	90.05	3.265	18:10:09.428
17 - D1	30.364	43.590	23.103	1:37.057	90.25	3.048	18:11:46.485
18 - D1	42.725	1:04.597	33.096	2:20.418	62.38	46.409	18:14:06.903
19 - D1	44.874	1:13.690	27.680	2:26.244	59.89	52.235	18:16:33.147
20 - D1	31.236	43.039	22.476	1:36.751	90.54	2.742	18:18:09.898
21 - D1	29.340	42.258	22.438	1:34.036 (2)	93.15	0.027	18:19:43.934
22 - D1	30.267	43.046	22.640	1:35.953	91.29	1.944	18:21:19.887
23 - D1	30.128	43.650	22.839	1:36.617	90.66	2.608	18:22:56.504

MSVR Masters Historic Festival - Brands Hatch - 30th/31st May 2026

Masters Endurance Legends 1 & 2

RACE 3 - SECTOR ANALYSIS



SECTOR 1 = FL to I1, SECTOR 2 = I1 to I2, SECTOR 3 = I2 to FL, DIFF = Difference To Personal Best Lap, P = Crossed Finish Line in Pit Lane, D = Time Disallowed

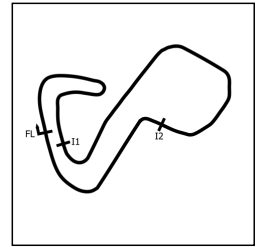
P7 82 G2/GT2 Z.BROWN / R.DEAN		Ferrari F430 GTC (2009)					
IDEAL LAP TIME : 1:32.558		BEST LAP TIME : 1:32.830		DIFFERENCE : 0.272			
D1: Zak BROWN		D2: Richard DEAN					
LAP	SECTOR 1	SECTOR 2	SECTOR 3	LAP TIME	MPH	DIFF	TIME OF DAY
1 - D1		43.005	22.221	1:40.812	86.89	7.982	17:44:04.011
2 - D1	29.725	42.558	22.192	1:34.475	92.72	1.645	17:45:38.486
3 - D1	29.613	42.275	22.051	1:33.939	93.25	1.109	17:47:12.425
4 - D1	29.868	41.807	22.200	1:33.875	93.31	1.045	17:48:46.300
5 - D1	29.573	42.149	22.270	1:33.992	93.19	1.162	17:50:20.292
6 - D1	29.997	50.750	26.385	1:47.132	81.76	14.302	17:52:07.424
7 - D1	35.569	45.219	23.268	1:44.056	84.18	11.226	17:53:51.480
8 - D1	32.432	58.528	30.026	2:00.986	72.40	28.156	17:55:52.466
9 - D1	30.312	42.005	22.422	1:34.739	92.46	1.909	17:57:27.205
10 - D1	29.639	41.859	22.412	1:33.910	93.27	1.080	17:59:01.115
11 - D1	29.719	41.267	22.335	1:33.321	93.86	0.491	18:00:34.436
12 - D1	29.779	41.768	22.362	1:33.909	93.28	1.079	18:02:08.345
13 - D1	30.688	42.162	IN PIT	3:20.166	P 43.76	1:47.336	18:05:28.511
14 - D2	OUTLAP	42.606	22.405	1:39.499	88.03	6.669	18:07:08.010
15 - D2	34.023	51.079	37.376	2:02.478	71.52	29.648	18:09:10.488
16 - D2	48.382	1:07.552	33.090	2:29.024	58.78	56.194	18:11:39.512
17 - D2	44.614	1:05.969	32.736	2:23.319	61.12	50.489	18:14:02.831
18 - D2	44.119	1:15.093	28.893	2:28.105	59.14	55.275	18:16:30.936
19 - D2	29.602	42.821	21.868	1:34.291	92.90	1.461	18:18:05.227
20 - D2	29.497	41.547	22.116	1:33.160 (2)	94.03	0.330	18:19:38.387
21 - D2	29.423	41.365	22.042	1:32.830 (1)	94.36		18:21:11.217
22 - D2	29.623	41.560	22.023	1:33.206 (3)	93.98	0.376	18:22:44.423

P8 96 G2/GT4 L.READE / D.SMITH		Ginetta G55 Supercup (2012)					
IDEAL LAP TIME : 1:34.187		BEST LAP TIME : 1:34.202		DIFFERENCE : 0.015			
D1: Luke READE		D2: David SMITH					
LAP	SECTOR 1	SECTOR 2	SECTOR 3	LAP TIME	MPH	DIFF	TIME OF DAY
1 - D1		43.074	23.027	1:42.807	85.20	8.605	17:44:06.006
2 - D1	30.058	42.315	22.734	1:35.107	92.10	0.905	17:45:41.113
3 - D1	29.750	42.267	22.702	1:34.719 (2)	92.48	0.517	17:47:15.832
4 - D1	29.884	43.304	22.947	1:36.135	91.12	1.933	17:48:51.967
5 - D1	29.967	42.644	22.743	1:35.354	91.86	1.152	17:50:27.321
6 - D1	29.848	46.816	25.229	1:41.893	85.97	7.691	17:52:09.214
7 - D1	36.661	45.113	23.678	1:45.452	83.06	11.250	17:53:54.666
8 - D1	31.951	57.300	30.296	1:59.547	73.27	25.345	17:55:54.213
9 - D1	30.010	42.112	22.648	1:34.770 (3)	92.43	0.568	17:57:28.983
10 - D1	29.619	41.985	22.598	1:34.202 (1)	92.98		17:59:03.185
11 - D1	29.604	42.055	IN PIT	3:00.166	P 48.62	1:25.964	18:02:03.351
12 - D2	OUTLAP	44.835	24.003	1:45.782	82.81	11.580	18:03:49.133
13 - D2	32.464	44.667	23.980	1:41.111	86.63	6.909	18:05:30.244
14 - D2	32.257	44.415	23.663	1:40.335	87.30	6.133	18:07:10.579
15 - D2	34.880	49.440	36.792	2:01.112	72.32	26.910	18:09:11.691
16 - D2	48.016	1:07.668	32.968	2:28.652	58.92	54.450	18:11:40.343
17 - D2	44.496	1:06.075	32.696	2:23.267	61.14	49.065	18:14:03.610
18 - D2	44.284	1:14.820	29.269	2:28.373	59.03	54.171	18:16:31.983
19 - D2	32.222	44.193	23.650	1:40.065	87.54	5.863	18:18:12.048
20 - D2	31.231	44.077	23.788	1:39.096	88.39	4.894	18:19:51.144
21 - D2	31.437	44.770	23.955	1:40.162	87.45	5.960	18:21:31.306
22 - D2	31.733	44.865	23.878	1:40.476	87.18	6.274	18:23:11.782

MSVR Masters Historic Festival - Brands Hatch - 30th/31st May 2026

Masters Endurance Legends 1 & 2

RACE 3 - SECTOR ANALYSIS



SECTOR 1 = FL to I1, SECTOR 2 = I1 to I2, SECTOR 3 = I2 to FL, DIFF = Difference To Personal Best Lap, P = Crossed Finish Line in Pit Lane, D = Time Disallowed

P9 129 G1/P2 J.HAGAN / C.ATKINSON		Pilbeam MP91 (2002)					
IDEAL LAP TIME : 1:38.584		BEST LAP TIME : 1:39.341		DIFFERENCE : 0.757			
D1: James HAGAN		D2: Christopher ATKINSON					
LAP	SECTOR 1	SECTOR 2	SECTOR 3	LAP TIME	MPH	DIFF	TIME OF DAY
1 - D1		45.687	24.254	1:48.804	80.50	9.463	17:44:12.003
2 - D1	32.758	45.441	23.657	1:41.856	86.00	2.515	17:45:53.859
3 - D1	32.254	45.649	23.411	1:41.314 (3)	86.46	1.973	17:47:35.173
4 - D1	33.415	43.885	23.389	1:40.689 (2)	86.99	1.348	17:49:15.862
5 - D1	3:59.389	50.844	24.919	5:15.152	27.79	3:35.811	17:54:31.014
6 - D1	33.936	46.246	23.583	1:43.765	84.42	4.424	17:56:14.779
7 - D1	32.798	45.416	23.680	1:41.894	85.97	2.553	17:57:56.673
8 - D1	31.477	44.552	23.312	1:39.341 (1)	88.17		17:59:36.014
9 - D1	33.372	45.884	23.450	1:42.706	85.29	3.365	18:01:18.720
10 - D1	33.965	44.239	23.222	1:41.426	86.36	2.085	18:03:00.146
11 - D1	36.121	48.191	24.346	1:48.658	80.61	9.317	18:04:48.804
12 - D1	34.911	45.689	IN PIT	3:45.005	P 38.93	2:05.664	18:08:33.809
13 - D2	OUTLAP	47.163	24.813	1:50.226	79.47	10.885	18:10:24.035
14 - D2	36.064	46.743	24.196	1:47.003	81.86	7.662	18:12:11.038
15 - D2	34.714	49.778	33.204	1:57.696	74.42	18.355	18:14:08.734
16 - D2	44.712	1:14.873	26.476	2:26.061	59.97	46.720	18:16:34.795
17 - D2	32.565	45.570	23.882	1:42.017	85.86	2.676	18:18:16.812
18 - D2	32.010	45.543	23.987	1:41.540	86.26	2.199	18:19:58.352
19 - D2	32.261	45.734	23.987	1:41.982	85.89	2.641	18:21:40.334
20 - D2	32.859	45.882	24.043	1:42.784	85.22	3.443	18:23:23.118

P10 11 G3/P3 A.PERRY / B.CLUCAS		Ligier LMP3 (2015)					
IDEAL LAP TIME : 1:25.546		BEST LAP TIME : 1:25.855		DIFFERENCE : 0.309			
D1: Andy PERRY		D2: Ben CLUCAS					
LAP	SECTOR 1	SECTOR 2	SECTOR 3	LAP TIME	MPH	DIFF	TIME OF DAY
1 - D1	OUTLAP	38.804	21.164	1:30.667	96.61	4.812	17:43:53.866
2 - D1	28.046	38.795	20.542	1:27.383	100.24	1.528	17:45:21.249
3 - D1	27.742	39.100	20.434	1:27.276	100.36	1.421	17:46:48.525
4 - D1	27.393	38.838	20.680	1:26.911 (3)	100.79	1.056	17:48:15.436
5 - D1	27.127	38.008	20.720	1:25.855 (1)	102.03		17:49:41.291
6 - D1	27.621	38.311	24.669	1:30.601	96.68	4.746	17:51:11.892
7 - D1	32.809	54.725	38.682	2:06.216	69.40	40.361	17:53:18.108
8 - D1	51.217	1:09.010	28.675	2:28.902	58.82	1:03.047	17:55:47.010
9 - D1	27.845	39.007	20.411	1:27.263	100.38	1.408	17:57:14.273
10 - D1	28.016	38.776	20.611	1:27.403	100.22	1.548	17:58:41.676
11 - D1	27.543	38.436	20.467	1:26.446 (2)	101.33	0.591	18:00:08.122
12 - D1	27.425	38.357	IN PIT	2:58.041	P 49.20	1:32.186	18:03:06.163

MSVR Masters Historic Festival - Brands Hatch - 30th/31st May 2026

Masters Endurance Legends 1 & 2

RACE 3 - BEST SECTORS

POS	SECTOR 1		SECTOR 2		SECTOR 3		IDEAL / BEST COMPARISON						
	NO	TIME	NO	TIME	NO	TIME	POS	NO	NAME	IDEAL	BEST	DIFF	
										PERFECT LAP	1:22.297		
1	28	26.580	28	36.234	28	19.483	1	28	P.QUAIFE / K.MURRAY	1:22.297	1:22.341	0.044	
2	11	27.127	11	38.008	11	20.411	2	11	A.PERRY / B.CLUCAS	1:25.546	1:25.855	0.309	
3	7	27.837	7	38.656	7	20.535	3	7	N.GLOVER / M.LYONS	1:27.028	1:27.283	0.255	
4	27	28.607	27	40.110	27	21.131	4	27	M.BROWN	1:29.848	1:30.101	0.253	
5	22	29.066	80	40.653	80	21.706	5	80	J.CALEY / B.CALEY	1:31.538	1:31.579	0.041	
6	80	29.179	22	41.113	22	21.851	6	22	J.SIMMONDS	1:32.030	1:32.267	0.237	
7	18	29.340	82	41.267	82	21.868	7	82	Z.BROWN / R.DEAN	1:32.558	1:32.830	0.272	
8	82	29.423	96	41.985	18	22.166	8	18	A.MULDOON	1:33.647	1:34.009	0.362	
9	96	29.604	18	42.141	96	22.598	9	96	L.READE / D.SMITH	1:34.187	1:34.202	0.015	
10	129	31.477	129	43.885	129	23.222	10	129	J.HAGAN / C.ATKINSON	1:38.584	1:39.341	0.757	

MSVR Masters Historic Festival - Brands Hatch - 30th/31st May 2026

Masters Endurance Legends 1 & 2

RACE 3 - PIT STOP ANALYSIS

Start Time: 17:42:23.198	Pit Window Open: 17:57:23.198	Pit Window Closed: 18:07:23.198
---------------------------------	--------------------------------------	--

P1	7 G2/GT3	N.GLOVER / M.LYONS	Lamborghini Gallardo GT3 (2014)				
MINIMUM STOP TIME: 1:16.600							
D1: Neil GLOVER	Total Stint: 9 Laps	- 17:50.873 (44.51%)	Best Lap: 1:31.359 On Lap 5 @ 95.88 mph				
D2: Michael LYONS	Total Stint: 14 Laps	- 22:14.530 (55.48%)	Best Lap: 1:27.283 On Lap 21 @ 100.36 mph				
STOP	IN TIME	DRIVER IN	STINT TIME	STOP TIME	TOTAL STOP TIME	OUT TIME	DRIVER OUT
1 -	17:58:55.243	Neil GLOVER	16:32.044	1:18.829	1:18.829	18:00:14.072	Michael LYONS
-	Finish	Michael LYONS	22:14.530				

P2	28 G3/P2	P.QUAIFE / K.MURRAY	Lola B12 (2012)				
MINIMUM STOP TIME: 1:16.600							
D1: Phil QUAIFE	Total Stint: 14 Laps	- 24:27.478 (60.83%)	Best Lap: 1:22.341 On Lap 14 @ 106.38 mph				
D2: Kenny MURRAY	Total Stint: 9 Laps	- 15:44.932 (39.16%)	Best Lap: 1:30.851 On Lap 21 @ 96.41 mph				
STOP	IN TIME	DRIVER IN	STINT TIME	STOP TIME	TOTAL STOP TIME	OUT TIME	DRIVER OUT
1 -	18:05:30.499	Phil QUAIFE	23:07.300	1:20.178	1:20.178	18:06:50.677	Kenny MURRAY
-	Finish	Kenny MURRAY	15:44.932				

P3	27 G2/GT3	M.BROWN	McLaren MP4 12C GT3 (2012)				
MINIMUM STOP TIME: 1:16.600							
D1: Max BROWN	Total Stint: 23 Laps	- 38:51.168 (96.53%)	Best Lap: 1:30.101 On Lap 12 @ 97.22 mph				
STOP	IN TIME	DRIVER IN	STINT TIME	STOP TIME	TOTAL STOP TIME	OUT TIME	DRIVER OUT
1 -	18:03:21.538	Max BROWN	20:58.339	1:23.575	1:23.575	18:04:45.113	Max BROWN
-	Finish	Max BROWN	17:52.829				

P4	80 G3/CUP	J.CALEY / B.CALEY	Porsche 991.2 Cup (2018)				
MINIMUM STOP TIME: 1:16.600							
D1: James CALEY	Total Stint: 12 Laps	- 22:33.416 (55.85%)	Best Lap: 1:31.579 On Lap 5 @ 95.65 mph				
D2: Bill CALEY	Total Stint: 11 Laps	- 17:49.630 (44.14%)	Best Lap: 1:32.674 On Lap 23 @ 94.52 mph				
STOP	IN TIME	DRIVER IN	STINT TIME	STOP TIME	TOTAL STOP TIME	OUT TIME	DRIVER OUT
1 -	18:03:34.381	James CALEY	21:11.182	1:22.234	1:22.234	18:04:56.615	Bill CALEY
-	Finish	Bill CALEY	17:49.630				

P5	22 G3/CUP	J.SIMMONDS	Porsche 991.2 Cup (2018)				
MINIMUM STOP TIME: 1:16.600							
D1: Jonathan SIMMONDS	Total Stint: 23 Laps	- 38:57.831 (96.39%)	Best Lap: 1:32.267 On Lap 23 @ 94.94 mph				
STOP	IN TIME	DRIVER IN	STINT TIME	STOP TIME	TOTAL STOP TIME	OUT TIME	DRIVER OUT
1 -	18:02:06.963	Jonathan SIMMONDS	19:43.764	1:27.441	1:27.441	18:03:34.404	Jonathan SIMMONDS
-	Finish	Jonathan SIMMONDS	19:14.067				

P6	18 G3/CUP	A.MULDOON	Porsche 991.2 (2017)				
MINIMUM STOP TIME: 1:16.600							
D1: Ash MULDOON	Total Stint: 23 Laps	- 39:12.999 (96.69%)	Best Lap: 1:34.009 On Lap 10 @ 93.18 mph				
STOP	IN TIME	DRIVER IN	STINT TIME	STOP TIME	TOTAL STOP TIME	OUT TIME	DRIVER OUT
1 -	18:02:11.067	Ash MULDOON	19:47.868	1:20.306	1:20.306	18:03:31.373	Ash MULDOON
-	Finish	Ash MULDOON	19:25.131				

P7	82 G2/GT2	Z.BROWN / R.DEAN	Ferrari F430 GTC (2009)				
MINIMUM STOP TIME: 1:16.600							
D1: Zak BROWN	Total Stint: 12 Laps	- 23:05.312 (57.21%)	Best Lap: 1:33.321 On Lap 11 @ 93.86 mph				
D2: Richard DEAN	Total Stint: 10 Laps	- 17:15.912 (42.78%)	Best Lap: 1:32.830 On Lap 21 @ 94.36 mph				
STOP	IN TIME	DRIVER IN	STINT TIME	STOP TIME	TOTAL STOP TIME	OUT TIME	DRIVER OUT
1 -	18:03:45.174	Zak BROWN	21:21.975	1:43.337	1:43.337	18:05:28.511	Richard DEAN
-	Finish	Richard DEAN	17:15.912				

MSVR Masters Historic Festival - Brands Hatch - 30th/31st May 2026

Masters Endurance Legends 1 & 2

RACE 3 - PIT STOP ANALYSIS

Start Time: 17:42:23.198	Pit Window Open: 17:57:23.198	Pit Window Closed: 18:07:23.198
---------------------------------	--------------------------------------	--

P8 96 G2/GT4 L.READE / D.SMITH	Ginetta G55 Supercup (2012)						
MINIMUM STOP TIME: 1:16.600							
D1: Luke READE	Total Stint: 10 Laps - 19:40.152 (48.19%)	Best Lap: 1:34.202 On Lap 10 @ 92.98 mph					
D2: David SMITH	Total Stint: 12 Laps - 21:08.431 (51.80%)	Best Lap: 1:39.096 On Lap 20 @ 88.39 mph					
STOP	IN TIME	DRIVER IN	STINT TIME	STOP TIME	TOTAL STOP TIME	OUT TIME	DRIVER OUT
1 -	18:00:36.596	Luke READE	18:13.397	1:26.755	1:26.755	18:02:03.351	David SMITH
-	Finish	David SMITH	21:08.431				

P9 129 G1/P2 J.HAGAN / C.ATKINSON	Pilbeam MP91 (2002)						
MINIMUM STOP TIME: 1:16.600							
D1: James HAGAN	Total Stint: 11 Laps - 26:10.610 (63.84%)	Best Lap: 1:39.341 On Lap 8 @ 88.17 mph					
D2: Christopher ATKINSON	Total Stint: 9 Laps - 14:49.309 (36.15%)	Best Lap: 1:41.540 On Lap 18 @ 86.26 mph					
STOP	IN TIME	DRIVER IN	STINT TIME	STOP TIME	TOTAL STOP TIME	OUT TIME	DRIVER OUT
1 -	18:06:36.206	James HAGAN	24:13.007	1:57.603	1:57.603	18:08:33.809	Christopher ATKINSON
-	Finish	Christopher ATKINSON	14:49.309				

P10 11 G3/P3 A.PERRY / B.CLUCAS	Ligier LMP3 (2015)						
MINIMUM STOP TIME: 1:16.600							
D1: Andy PERRY	Total Stint: 11 Laps - 20:42.964 (100.00%)	Best Lap: 1:25.855 On Lap 5 @ 102.03 mph					
D2: Ben CLUCAS	Total Stint: 1 Laps						
STOP	IN TIME	DRIVER IN	STINT TIME	STOP TIME	TOTAL STOP TIME	OUT TIME	DRIVER OUT
1 -	18:01:34.318	Andy PERRY	19:11.119	1:31.845	1:31.845	18:03:06.163	Ben CLUCAS

MSVR Masters Historic Festival - Brands Hatch - 30th/31st May 2026

Masters Endurance Legends 1 & 2

RACE 3 - STATISTICS

Competitors Started	10
Planned Start	2026-05-30 @ 17:20:00.000
Actual Start	2026-05-30 @ 17:42:23.198
Finish Time	2026-05-30 @ 18:22:25.512
Track Length	2.4332mi.
Total Laps	217
Total Distance Covered	528.0238mi.

Session Fastest Lap History

NO	CL	NAME	LAP TIME	TIME OF DAY	LAP	VEHICLE
28	G3/P2	P.QUAIFE / K.MURRAY <i>P. QUAIFE</i>	1:30.508	17:43:53.724	1	Lola B12 (2012)
28	G3/P2	P.QUAIFE / K.MURRAY <i>P. QUAIFE</i>	1:25.561	17:45:19.285	2	Lola B12 (2012)
28	G3/P2	P.QUAIFE / K.MURRAY <i>P. QUAIFE</i>	1:24.309	17:46:43.594	3	Lola B12 (2012)
28	G3/P2	P.QUAIFE / K.MURRAY <i>P. QUAIFE</i>	1:23.481	17:48:07.074	4	Lola B12 (2012)
28	G3/P2	P.QUAIFE / K.MURRAY <i>P. QUAIFE</i>	1:23.314	17:49:30.389	5	Lola B12 (2012)
28	G3/P2	P.QUAIFE / K.MURRAY <i>P. QUAIFE</i>	1:23.145	17:50:53.534	6	Lola B12 (2012)
28	G3/P2	P.QUAIFE / K.MURRAY <i>P. QUAIFE</i>	1:22.341	18:04:06.803	14	Lola B12 (2012)

Session Leader History

NO	CL	NAME	FROM LAP	LAPS LED	DISTANCE	VEHICLE
28	G3/P2	P.QUAIFE / K.MURRAY <i>P. QUAIFE</i>	1	15	36.49 miles	Lola B12 (2012)
28	G3/P2	P.QUAIFE / K.MURRAY <i>K. MURRAY</i>	16	4	9.73 miles	Lola B12 (2012)
7	G2/GT3	N.GLOVER / M.LYONS <i>M. LYONS</i>	20	4	9.73 miles	Lamborghini Gallardo GT3

Flag History

TYPE	TIME OF DAY
GREEN	17:42:23.198
SAFETY	17:50:51.488
GREEN	17:55:43.163
SAFETY	18:07:04.283
GREEN	18:16:27.704
FINISH	18:22:25.512

Flag Statistics

TYPE	COUNT	TOTAL LAPS	TOTAL TIME
Green	3	18	28:39.434
Red	0	0	0.000
Safety Car	2	5	14:15.096
FCY	0	0	0.000

MSVR Masters Historic Festival - Brands Hatch - 30th/31st May 2026

Masters Endurance Legends 1 & 2

RACE 3 - STATISTICS

CLASS : G3/P2

1 Starters

Fastest Lap History

NO	NAME	LAP TIME	TIME OF DAY	LAP	VEHICLE
28	P.QUAIFE / K.MURRAY <i>P. QUAIFE</i>	1:30.508	17:43:53.724	1	Lola B12 (2012)
28	P.QUAIFE / K.MURRAY <i>P. QUAIFE</i>	1:25.561	17:45:19.285	2	Lola B12 (2012)
28	P.QUAIFE / K.MURRAY <i>P. QUAIFE</i>	1:24.309	17:46:43.594	3	Lola B12 (2012)
28	P.QUAIFE / K.MURRAY <i>P. QUAIFE</i>	1:23.481	17:48:07.074	4	Lola B12 (2012)
28	P.QUAIFE / K.MURRAY <i>P. QUAIFE</i>	1:23.314	17:49:30.389	5	Lola B12 (2012)
28	P.QUAIFE / K.MURRAY <i>P. QUAIFE</i>	1:23.145	17:50:53.534	6	Lola B12 (2012)
28	P.QUAIFE / K.MURRAY <i>P. QUAIFE</i>	1:22.341	18:04:06.803	14	Lola B12 (2012)

Leader History

NO	NAME	FROM LAP	LAPS LED	DISTANCE	VEHICLE
28	P.QUAIFE / K.MURRAY <i>P. QUAIFE</i>	1	15	36.49 miles	Lola B12 (2012)
28	P.QUAIFE / K.MURRAY <i>K. MURRAY</i>	16	8	19.46 miles	Lola B12 (2012)

MSVR Masters Historic Festival - Brands Hatch - 30th/31st May 2026

Masters Endurance Legends 1 & 2

RACE 3 - STATISTICS

CLASS : G2/GT2

1 Starters

Fastest Lap History

NO	NAME	LAP TIME	TIME OF DAY	LAP	VEHICLE
82	Z.BROWN / R.DEAN <i>Z. BROWN</i>	1:40.812	17:44:04.030	1	Ferrari F430 GTC (2009)
82	Z.BROWN / R.DEAN <i>Z. BROWN</i>	1:34.475	17:45:38.505	2	Ferrari F430 GTC (2009)
82	Z.BROWN / R.DEAN <i>Z. BROWN</i>	1:33.939	17:47:12.444	3	Ferrari F430 GTC (2009)
82	Z.BROWN / R.DEAN <i>Z. BROWN</i>	1:33.875	17:48:46.319	4	Ferrari F430 GTC (2009)
82	Z.BROWN / R.DEAN <i>Z. BROWN</i>	1:33.321	18:00:34.455	11	Ferrari F430 GTC (2009)
82	Z.BROWN / R.DEAN <i>R. DEAN</i>	1:33.160	18:19:38.406	20	Ferrari F430 GTC (2009)
82	Z.BROWN / R.DEAN <i>R. DEAN</i>	1:32.830	18:21:11.236	21	Ferrari F430 GTC (2009)

Leader History

NO	NAME	FROM LAP	LAPS LED	DISTANCE	VEHICLE
82	Z.BROWN / R.DEAN <i>Z. BROWN</i>	1	13	31.63 miles	Ferrari F430 GTC (2009)
82	Z.BROWN / R.DEAN <i>R. DEAN</i>	14	9	21.89 miles	Ferrari F430 GTC (2009)

MSVR Masters Historic Festival - Brands Hatch - 30th/31st May 2026

Masters Endurance Legends 1 & 2

RACE 3 - STATISTICS

CLASS : G2/GT3

2 Starters

Fastest Lap History

NO	NAME	LAP TIME	TIME OF DAY	LAP	VEHICLE
7	N.GLOVER / M.LYONS <i>N. GLOVER</i>	1:37.580	17:44:00.797	1	Lamborghini Gallardo GT3 (2014)
7	N.GLOVER / M.LYONS <i>N. GLOVER</i>	1:32.774	17:45:33.571	2	Lamborghini Gallardo GT3 (2014)
27	M.BROWN <i>M. BROWN</i>	1:32.434	17:45:33.901	2	McLaren MP4 12C GT3 (2012)
27	M.BROWN <i>M. BROWN</i>	1:31.185	17:48:37.994	4	McLaren MP4 12C GT3 (2012)
27	M.BROWN <i>M. BROWN</i>	1:30.815	17:50:08.809	5	McLaren MP4 12C GT3 (2012)
27	M.BROWN <i>M. BROWN</i>	1:30.621	17:57:19.097	9	McLaren MP4 12C GT3 (2012)
27	M.BROWN <i>M. BROWN</i>	1:30.436	18:00:20.632	11	McLaren MP4 12C GT3 (2012)
27	M.BROWN <i>M. BROWN</i>	1:30.101	18:01:50.732	12	McLaren MP4 12C GT3 (2012)
7	N.GLOVER / M.LYONS <i>M. LYONS</i>	1:27.839	18:03:12.829	12	Lamborghini Gallardo GT3 (2014)
7	N.GLOVER / M.LYONS <i>M. LYONS</i>	1:27.292	18:06:08.598	14	Lamborghini Gallardo GT3 (2014)
7	N.GLOVER / M.LYONS <i>M. LYONS</i>	1:27.283	18:19:27.746	21	Lamborghini Gallardo GT3 (2014)

Leader History

NO	NAME	FROM LAP	LAPS LED	DISTANCE	VEHICLE
7	N.GLOVER / M.LYONS <i>N. GLOVER</i>	1	3	7.29 miles	Lamborghini Gallardo GT3 (2014)
27	M.BROWN <i>M. BROWN</i>	4	9	21.89 miles	McLaren MP4 12C GT3 (2012)
7	N.GLOVER / M.LYONS <i>M. LYONS</i>	13	11	26.76 miles	Lamborghini Gallardo GT3 (2014)

MSVR Masters Historic Festival - Brands Hatch - 30th/31st May 2026

Masters Endurance Legends 1 & 2

RACE 3 - STATISTICS

CLASS : G3/P3

1 Starters

Fastest Lap History

NO	NAME	LAP TIME	TIME OF DAY	LAP	VEHICLE
11	A.PERRY / B.CLUCAS <i>A. PERRY</i>	1:27.383	17:45:21.266	2	Ligier LMP3 (2015)
11	A.PERRY / B.CLUCAS <i>A. PERRY</i>	1:27.276	17:46:48.541	3	Ligier LMP3 (2015)
11	A.PERRY / B.CLUCAS <i>A. PERRY</i>	1:26.911	17:48:15.453	4	Ligier LMP3 (2015)
11	A.PERRY / B.CLUCAS <i>A. PERRY</i>	1:25.855	17:49:41.308	5	Ligier LMP3 (2015)

Leader History

NO	NAME	FROM LAP	LAPS LED	DISTANCE	VEHICLE
11	A.PERRY / B.CLUCAS <i>A. PERRY</i>	1	12	29.19 miles	Ligier LMP3 (2015)

MSVR Masters Historic Festival - Brands Hatch - 30th/31st May 2026

Masters Endurance Legends 1 & 2

RACE 3 - STATISTICS

CLASS : G3/CUP

3 Starters

Fastest Lap History

NO	NAME	LAP TIME	TIME OF DAY	LAP	VEHICLE
80	J.CALEY / B.CALEY <i>J. CALEY</i>	1:38.835	17:44:02.057	1	Porsche 991.2 Cup (2018)
80	J.CALEY / B.CALEY <i>J. CALEY</i>	1:32.910	17:45:34.967	2	Porsche 991.2 Cup (2018)
80	J.CALEY / B.CALEY <i>J. CALEY</i>	1:32.418	17:48:40.299	4	Porsche 991.2 Cup (2018)
80	J.CALEY / B.CALEY <i>J. CALEY</i>	1:31.579	17:50:11.878	5	Porsche 991.2 Cup (2018)

Leader History

NO	NAME	FROM LAP	LAPS LED	DISTANCE	VEHICLE
80	J.CALEY / B.CALEY <i>J. CALEY</i>	1	13	31.63 miles	Porsche 991.2 Cup (2018)
80	J.CALEY / B.CALEY <i>B. CALEY</i>	14	10	24.33 miles	Porsche 991.2 Cup (2018)

MSVR Masters Historic Festival - Brands Hatch - 30th/31st May 2026

Masters Endurance Legends 1 & 2

RACE 3 - STATISTICS

CLASS : G2/GT4

1 Starters

Fastest Lap History

NO	NAME	LAP TIME	TIME OF DAY	LAP	VEHICLE
96	L.READE / D.SMITH <i>L READE</i>	1:42.807	17:44:06.030	1	Ginetta G55 Supercup (2012)
96	L.READE / D.SMITH <i>L READE</i>	1:35.107	17:45:41.138	2	Ginetta G55 Supercup (2012)
96	L.READE / D.SMITH <i>L READE</i>	1:34.719	17:47:15.856	3	Ginetta G55 Supercup (2012)
96	L.READE / D.SMITH <i>L READE</i>	1:34.202	17:59:03.209	10	Ginetta G55 Supercup (2012)

Leader History

NO	NAME	FROM LAP	LAPS LED	DISTANCE	VEHICLE
96	L.READE / D.SMITH <i>L READE</i>	1	11	26.76 miles	Ginetta G55 Supercup (2012)
96	L.READE / D.SMITH <i>D. SMITH</i>	12	11	26.76 miles	Ginetta G55 Supercup (2012)

MSVR Masters Historic Festival - Brands Hatch - 30th/31st May 2026

Masters Endurance Legends 1 & 2

RACE 3 - STATISTICS

CLASS : G1/P2

1 Starters

Fastest Lap History

NO	NAME	LAP TIME	TIME OF DAY	LAP	VEHICLE
129	J.HAGAN / C.ATKINSON <i>J. HAGAN</i>	1:48.804	17:44:12.029	1	Pilbeam MP91 (2002)
129	J.HAGAN / C.ATKINSON <i>J. HAGAN</i>	1:41.856	17:45:53.885	2	Pilbeam MP91 (2002)
129	J.HAGAN / C.ATKINSON <i>J. HAGAN</i>	1:41.314	17:47:35.199	3	Pilbeam MP91 (2002)
129	J.HAGAN / C.ATKINSON <i>J. HAGAN</i>	1:40.689	17:49:15.887	4	Pilbeam MP91 (2002)
129	J.HAGAN / C.ATKINSON <i>J. HAGAN</i>	1:39.341	17:59:36.038	8	Pilbeam MP91 (2002)


Leader History

NO	NAME	FROM LAP	LAPS LED	DISTANCE	VEHICLE
129	J.HAGAN / C.ATKINSON <i>J. HAGAN</i>	1	12	29.19 miles	Pilbeam MP91 (2002)
129	J.HAGAN / C.ATKINSON <i>C. ATKINSON</i>	13	8	19.46 miles	Pilbeam MP91 (2002)

MSVR Masters Historic Festival - Brands Hatch - 30th/31st May 2026

Masters Endurance Legends 1 & 2

RACE 8 - GRID (40 minutes) - FINAL

ROW 5	9	129 J.HAGAN / C.ATKINSON	10	11 A.PERRY / B.CLUCAS
ROW 4	7	82 Z.BROWN / R.DEAN	8	96 L.READE / D.SMITH
ROW 3	5	22 J.SIMMONDS	6	18 A.MULDOON
ROW 2	3	27 M.BROWN	4	80 J.CALEY / B.CALEY
ROW 1	1	7 N.GLOVER / M.LYONS	2	28 P.QUAIFE / K.MURRAY
Pole				
				

Brands Hatch GP: 2.4332 miles

Chief Steward: Marc Van Geel

Steward: David Simons

Steward: Tony Watts



MSVR Masters Historic Festival - Brands Hatch - 30th/31st May 2026

Masters Endurance Legends 1 & 2

RACE 8 - CLASSIFICATION - FINAL

Race Distance: 26 Laps / 63.26 miles

POS	NO	CL	PIC	DRIVER/S	CAR	LAPS	TIME	GAP	DIFF	MPH	BEST	ON	GRD	↑↓
1	7	G2/GT3	1	Neil GLOVER (GBR) / Michael LYONS (GBR)	Lamborghini Gallardo GT3 (2014)	26	40:47.673			93.04	1:26.845	14	1	0
2	27	G2/GT3	2	Max BROWN (USA)	McLaren MP4 12C GT3 (2012)	26	41:31.754	44.081	44.081	91.40	1:28.881	20	3	1
3	82	G2/GT2	1	Zak BROWN (USA) / Richard DEAN (GBR)	Ferrari F430 GTC (2009)	25	40:49.447	1 Lap	1 Lap	89.40	1:30.607	22	7	4
4	80	G3/CUP	1	Bill CALEY (GBR) / James CALEY (GBR)	Porsche 991.2 Cup (2018)	25	40:55.997	1 Lap	6.550	89.16	1:31.560	4	4	0
5	18	G3/CUP	2	Ash MULDOON (GBR)	Porsche 991.2 (2017)	25	41:08.985	1 Lap	12.988	88.69	1:32.648	13	6	1
6	22	G3/CUP	3	Jonathan SIMMONDS (GBR)	Porsche 991.2 Cup (2018)	25	41:20.146	1 Lap	11.161	88.29	1:32.002	16	5	-1
7	96	G2/GT4	1	Luke READE (GBR) / David SMITH (GBR)	Ginetta G55 Supercup (2012)	24	41:19.609	2 Laps	1 Lap	84.78	1:33.483	10	8	1
8	129	G1/P2	1	Christopher ATKINSON (GBR) / James HAGAN (IRL)	Pilbeam MP91 (2002)	21	41:19.078	5 Laps	3 Laps	74.20	1:38.348	18	9	1

NOT CLASSIFIED

NC	28	G3/P2		Kenny MURRAY (GBR) / Phil QUAIFE (GBR)	Lola B12 (2012)	0								
----	----	-------	--	--	-----------------	---	--	--	--	--	--	--	--	--

NOT STARTED

NS	11	G3/P3		Andy PERRY (GBR) / Ben CLUCAS (GBR)	Ligier LMP3 (2015)									
----	----	-------	--	-------------------------------------	--------------------	--	--	--	--	--	--	--	--	--

FASTEST LAP

7	G2/GT3	Neil GLOVER (GBR) / Michael LYONS (GBR)	Lamborghini Gallardo GT3 (2014)	14	1:26.845	100.86 mph	162.33 kph
82	G2/GT2	Zak BROWN (USA) / Richard DEAN (GBR)	Ferrari F430 GTC (2009)	22	1:30.607	96.67 mph	155.59 kph
80	G3/CUP	Bill CALEY (GBR) / James CALEY (GBR)	Porsche 991.2 Cup (2018)	4	1:31.560	95.67 mph	153.97 kph
96	G2/GT4	Luke READE (GBR) / David SMITH (GBR)	Ginetta G55 Supercup (2012)	10	1:33.483	93.70 mph	150.80 kph
129	G1/P2	Christopher ATKINSON (GBR) / James HAGAN (IRL)	Pilbeam MP91 (2002)	18	1:38.348	89.06 mph	143.34 kph

Weather / Track : Bright / Dry

Date: 31/05/2026 Start: 13:41 Finish: 14:22
Brands Hatch GP: 2.4332 miles

Chief Steward: Marc Van Geel	Steward: David Simons	Steward: Tony Watts	
------------------------------	-----------------------	---------------------	---

Results can be found at www.tsl-timing.com

Printed - 16:05 Sunday, 31 May 2026

MSVR Masters Historic Festival - Brands Hatch - 30th/31st May 2026

Masters Endurance Legends 1 & 2

RACE 8 - LAP CHART

LAP 1 @ 13:43:00.586			LAP 2 @ 13:45:06.622			LAP 3 @ 13:46:40.352			LAP 4 @ 13:48:11.957			LAP 5 @ 13:49:42.480		
NO	BEHIND	LAP TIME	NO	BEHIND	LAP TIME	NO	BEHIND	LAP TIME	NO	BEHIND	LAP TIME	NO	BEHIND	LAP TIME
7		1:39.542	7		2:06.036	7		1:33.730	27		1:31.202	27		1:30.523
27	2.582	1:42.124	27	2.165	2:05.619	27	0.403	1:31.968	7	1.154	1:32.759	7	2.511	1:31.880
22	3.006	1:42.548	22	2.898	2:05.928	22	2.959	1:33.791	80	3.057	1:31.560	80	4.285	1:31.751
80	3.428	1:42.970	80	3.085	2:05.693	80	3.102	1:33.747	22	5.277	1:33.923	22	8.022	1:33.268
18	4.071	1:43.613	18	3.690	2:05.655	18	5.180	1:35.220	18	7.793	1:34.218	18	11.493	1:34.223
82	4.749	1:44.291	82	4.044	2:05.331	82	5.474	1:35.160	82	8.148	1:34.279	82	11.961	1:34.336
96	5.832	1:45.374	96	5.469	2:05.673	96	6.625	1:34.886	96	9.531	1:34.511	96	13.248	1:34.240
129	6.557	1:46.099	129	6.915	2:06.394	129	12.797	1:39.612	129	21.452	1:40.260	129	29.978	1:39.049

MSVR Masters Historic Festival - Brands Hatch - 30th/31st May 2026

Masters Endurance Legends 1 & 2

RACE 8 - LAP CHART

LAP 6 @ 13:51:12.848			LAP 7 @ 13:52:42.901			LAP 8 @ 13:54:12.639			LAP 9 @ 13:55:42.777			LAP 10 @ 13:57:12.259		
NO	BEHIND	LAP TIME	NO	BEHIND	LAP TIME	NO	BEHIND	LAP TIME	NO	BEHIND	LAP TIME	NO	BEHIND	LAP TIME
27		1:30.368	27		1:30.053	27		1:29.738	27		1:30.138	27		1:29.482
7	3.438	1:31.295	7	4.447	1:31.062	7	7.010	1:32.301	7	8.466	1:31.594	80	15.317	1:32.419
80	5.565	1:31.648	80	7.626	1:32.114	80	10.329	1:32.441	80	12.380	1:32.189	82	29.763	1:33.526
22	12.372	1:34.718	18	19.218	1:33.864	18	22.842	1:33.362	18	25.493	1:32.789	96	34.328	1:33.483
18	15.407	1:34.282	82	19.387	1:33.372	82	23.146	1:33.497	82	25.719	1:32.711	22	46.986	1:33.005
82	16.068	1:34.475	96	21.768	1:34.638	96	26.534	1:34.504	96	30.327	1:33.931	7	1:29.090	2:50.106 P
96	17.183	1:34.303	22	33.809	1:51.490 P	22	40.661	1:36.590	22	43.463	1:32.940			
129	39.903	1:40.293	129	51.167	1:41.317	129	1:02.596	1:41.167						

MSVR Masters Historic Festival - Brands Hatch - 30th/31st May 2026

Masters Endurance Legends 1 & 2

RACE 8 - LAP CHART

LAP 11 @ 13:58:42.370			LAP 12 @ 14:00:13.132			LAP 13 @ 14:01:43.570			LAP 14 @ 14:04:33.384			LAP 15 @ 14:06:00.870		
NO	BEHIND	LAP TIME	NO	BEHIND	LAP TIME	NO	BEHIND	LAP TIME	NO	BEHIND	LAP TIME	NO	BEHIND	LAP TIME
27		1:30.111	27		1:30.762	27		1:30.438	7		1:26.845	7		1:27.486
18	1 Lap	2:50.341 P	80	21.012	1:33.736	80	23.265	1:32.691	27	8.588	2:58.402 P	129	4 Laps	1:41.799
80	18.038	1:32.832	18	1 Lap	1:36.992	18	1 Lap	1:32.889	80	26.539	2:53.088 P	27	14.787	1:33.685
82	32.117	1:32.465	82	33.496	1:32.141	82	35.325	1:32.267	18	41.224	1:33.468	80	38.088	1:39.035
96	37.776	1:33.559	22	51.589	1:32.577	96	1 Lap	2:59.549 P	82	46.737	3:01.226 P	18	47.594	1:33.856
22	49.774	1:32.899	7	1:25.409	1:27.092	129	4 Laps	7:21.941 P	22	1:05.265	1:36.980	82	55.724	1:36.473
7	1:29.079	1:30.100				7	1:22.969	1:27.998	96	1:07.185	1:37.735	22	1:10.340	1:32.561
						18	1:57.570	1:32.648						
						22	2:18.099	2:56.948 P						
						96	2:19.264	1:43.139						
						129	3 Laps	1:45.222						

MSVR Masters Historic Festival - Brands Hatch - 30th/31st May 2026

Masters Endurance Legends 1 & 2

RACE 8 - LAP CHART

LAP 16 @ 14:07:28.942			LAP 17 @ 14:08:56.227			LAP 18 @ 14:10:23.896			LAP 19 @ 14:11:51.688			LAP 20 @ 14:13:19.676		
NO	BEHIND	LAP TIME	NO	BEHIND	LAP TIME	NO	BEHIND	LAP TIME	NO	BEHIND	LAP TIME	NO	BEHIND	LAP TIME
7		1:28.072	7		1:27.285	7		1:27.669	7		1:27.792	7		1:27.988
96	1 Lap	1:58.554	27	22.255	1:32.221	27	24.790	1:30.204	27	26.865	1:29.867	22	1 Lap	1:34.176
129	4 Laps	1:41.400	96	1 Lap	1:41.020	96	1 Lap	1:40.511	96	1 Lap	1:41.548	27	27.758	1:28.881
27	17.319	1:30.604	129	4 Laps	1:41.078	129	4 Laps	1:39.746	129	4 Laps	1:39.442	96	1 Lap	1:40.687
80	44.312	1:34.296	80	51.031	1:34.004	80	56.216	1:32.854	80	1:01.462	1:33.038	129	4 Laps	1:39.180
18	53.415	1:33.893	18	59.888	1:33.758	18	1:06.871	1:34.652	82	1:13.013	1:33.386	80	1:07.162	1:33.688
82	59.603	1:31.951	82	1:03.878	1:31.560	82	1:07.419	1:31.210	18	1:13.532	1:34.453	82	1:15.995	1:30.970
22	1:14.270	1:32.002	22	1:19.662	1:32.677	22	1:24.491	1:32.498				18	1:18.851	1:33.307

MSVR Masters Historic Festival - Brands Hatch - 30th/31st May 2026

Masters Endurance Legends 1 & 2

RACE 8 - LAP CHART

LAP 21 @ 14:14:47.160			LAP 22 @ 14:16:14.578			LAP 23 @ 14:17:43.589			LAP 24 @ 14:19:11.900			LAP 25 @ 14:20:40.537		
NO	BEHIND	LAP TIME	NO	BEHIND	LAP TIME	NO	BEHIND	LAP TIME	NO	BEHIND	LAP TIME	NO	BEHIND	LAP TIME
7		1:27.484	7		1:27.418	7		1:29.011	7		1:28.311	7		1:28.637
22	1 Lap	1:32.422	22	1 Lap	1:32.955	96	2 Laps	1:39.837	18	1 Lap	1:34.863	80	1 Lap	1:34.365
27	30.373	1:30.099	27	33.676	1:30.721	18	1 Lap	1:34.175	129	5 Laps	1:39.994	18	1 Lap	1:34.268
80	1:14.834	1:35.156	80	1:20.491	1:33.075	22	1 Lap	1:33.826	96	2 Laps	1:39.334	129	5 Laps	1:38.657
96	1 Lap	1:40.900	82	1:22.418	1:30.607	27	35.995	1:31.330	22	1 Lap	1:33.007	96	2 Laps	1:38.791
129	4 Laps	1:38.976	129	4 Laps	1:38.348	80	1:25.291	1:33.811	27	38.330	1:30.646	22	1 Lap	1:33.390
82	1:19.229	1:30.718				82	1:25.318	1:31.911	82	1:27.780	1:30.773	27	40.743	1:31.050
18	1:25.081	1:33.714												

MSVR Masters Historic Festival - Brands Hatch - 30th/31st May 2026

Masters Endurance Legends 1 & 2

RACE 8 - LAP CHART

LAP 26 @ 14:22:08.717

NO	BEHIND	LAP TIME
7		1:28.180
82	1 Lap	1:30.811
80	1 Lap	1:33.796
18	1 Lap	1:34.482
129	5 Laps	1:39.104
96	2 Laps	1:38.902
22	1 Lap	1:33.027
27	44.081	1:31.518

MSVR Masters Historic Festival - Brands Hatch - 30th/31st May 2026

Masters Endurance Legends 1 & 2

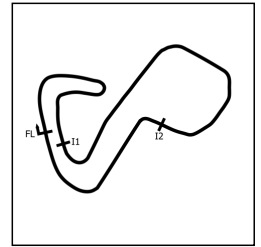
RACE 8 - POSITION CHART

No	Name	Lap Pos																										
			1	2	3	4	5	6	7	8	9	10	11	12	13	14	15	16	17	18	19	20	21	22	23	24	25	26
7	N.GLOVER / M.LYONS	1	7	7	7	27	27	27	27	27	27	27	27	27	27	7	7	7	7	7	7	7	7	7	7	7	7	7
28	K.MURRAY / P.QUAIFE	2	27	27	27	7	7	7	7	7	7	80	80	80	80	27	27	27	27	27	27	27	27	27	27	27	27	27
27	M.BROWN	3	22	22	22	80	80	80	80	80	80	82	82	82	82	80	80	80	80	80	80	80	80	80	80	82	82	82
80	B.CALEY / J.CALEY	4	80	80	80	22	22	22	22	18	18	18	96	96	22	7	18	18	18	18	18	82	82	82	82	80	80	80
22	J.SIMMONDS	5	18	18	18	18	18	18	82	82	82	22	22	7	18	82	82	82	82	82	18	18	18	18	18	18	18	18
18	A.MULDOON	6	82	82	82	82	82	82	96	96	96	7	7	18	22	22	22	22	22	22	22	22	22	22	22	22	22	22
82	Z.BROWN / R.DEAN	7	96	96	96	96	96	96	22	22	22	18	18	96	96	96	96	96	96	96	96	96	96	96	96	96	96	96
96	L.READE / D.SMITH	8	129	129	129	129	129	129	129	129	129	129	129	129	129	129	129	129	129	129	129	129	129	129	129	129	129	129
129	C.ATKINSON / J.HAGA	9																										
11	A.PERRY / B.CLUCAS	10																										

MSVR Masters Historic Festival - Brands Hatch - 30th/31st May 2026

Masters Endurance Legends 1 & 2

RACE 8 - SECTOR ANALYSIS



SECTOR 1 = FL to I1, SECTOR 2 = I1 to I2, SECTOR 3 = I2 to FL, DIFF = Difference To Personal Best Lap, P = Crossed Finish Line in Pit Lane, D = Time Disallowed

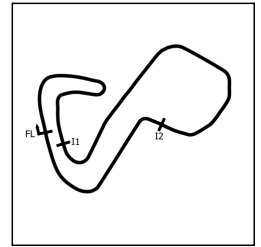
P1 7 G2/GT3 N.GLOVER / M.LYONS		Lamborghini Gallardo GT3 (2014)					
IDEAL LAP TIME : 1:26.580		BEST LAP TIME : 1:26.845		DIFFERENCE : 0.265			
D1: Neil GLOVER		D2: Michael LYONS					
LAP	SECTOR 1	SECTOR 2	SECTOR 3	LAP TIME	MPH	DIFF	TIME OF DAY
1 - D1		41.276	26.917	1:39.542	88.00	12.697	13:43:00.586
2 - D1	35.206	1:03.975	26.855	2:06.036	69.50	39.191	13:45:06.622
3 - D1	30.125	42.009	21.596	1:33.730	93.45	6.885	13:46:40.352
4 - D1	29.648	41.656	21.455	1:32.759	94.43	5.914	13:48:13.111
5 - D1	29.139	40.929	21.812	1:31.880	95.34	5.035	13:49:44.991
6 - D1	29.047	40.837	21.411	1:31.295	95.95	4.450	13:51:16.286
7 - D1	29.155	40.420	21.487	1:31.062	96.19	4.217	13:52:47.348
8 - D1	29.647	40.984	21.670	1:32.301	94.90	5.456	13:54:19.649
9 - D1	29.356	40.764	21.474	1:31.594	95.63	4.749	13:55:51.243
10 - D1	29.118	41.049	IN PIT	2:50.106	P 51.49	1:23.261	13:58:41.349
11 - D2	OUTLAP	39.000	20.738	1:30.100	97.22	3.255	14:00:11.449
12 - D2	27.739	38.812	20.541	1:27.092 (2)	100.58	0.247	14:01:38.541
13 - D2	28.342	38.986	20.670	1:27.998	99.54	1.153	14:03:06.539
14 - D2	27.930	38.450	20.465	1:26.845 (1)	100.86		14:04:33.384
15 - D2	27.665	38.806	21.015	1:27.486	100.12	0.641	14:06:00.870
16 - D2	28.079	39.194	20.799	1:28.072	99.46	1.227	14:07:28.942
17 - D2	28.028	38.721	20.536	1:27.285 (3)	100.35	0.440	14:08:56.227
18 - D2	28.136	38.865	20.668	1:27.669	99.91	0.824	14:10:23.896
19 - D2	28.169	38.962	20.661	1:27.792	99.77	0.947	14:11:51.688
20 - D2	28.241	39.139	20.608	1:27.988	99.55	1.143	14:13:19.676
21 - D2	28.106	38.729	20.649	1:27.484	100.13	0.639	14:14:47.160
22 - D2	28.126	38.707	20.585	1:27.418	100.20	0.573	14:16:14.578
23 - D2	28.265	40.086	20.660	1:29.011	98.41	2.166	14:17:43.589
24 - D2	28.807	38.782	20.722	1:28.311	99.19	1.466	14:19:11.900
25 - D2	28.342	39.716	20.579	1:28.637	98.82	1.792	14:20:40.537
26 - D2	28.442	39.047	20.691	1:28.180	99.34	1.335	14:22:08.717

P2 27 G2/GT3 M.BROWN		McLaren MP4 12C GT3 (2012)					
IDEAL LAP TIME : 1:28.881		BEST LAP TIME : 1:28.881		DIFFERENCE : 0.000			
D1: Max BROWN							
LAP	SECTOR 1	SECTOR 2	SECTOR 3	LAP TIME	MPH	DIFF	TIME OF DAY
1 - D1		42.302	27.161	1:42.124	85.77	13.243	13:43:03.168
2 - D1	35.012	1:02.593	28.014	2:05.619	69.73	36.738	13:45:08.787
3 - D1	29.182	41.102	21.684	1:31.968	95.24	3.087	13:46:40.755
4 - D1	29.311	40.706	21.185	1:31.202	96.04	2.321	13:48:11.957
5 - D1	29.002	40.444	21.077	1:30.523	96.76	1.642	13:49:42.480
6 - D1	28.890	40.335	21.143	1:30.368	96.93	1.487	13:51:12.848
7 - D1	28.867	40.130	21.056	1:30.053	97.27	1.172	13:52:42.901
8 - D1	28.788	39.830	21.120	1:29.738 (3)	97.61	0.857	13:54:12.639
9 - D1	28.725	40.417	20.996	1:30.138	97.18	1.257	13:55:42.777
10 - D1	28.557	40.027	20.898	1:29.482 (2)	97.89	0.601	13:57:12.259
11 - D1	28.728	40.166	21.217	1:30.111	97.21	1.230	13:58:42.370
12 - D1	29.024	40.585	21.153	1:30.762	96.51	1.881	14:00:13.132
13 - D1	28.986	40.207	21.245	1:30.438	96.86	1.557	14:01:43.570
14 - D1	29.041	39.954	IN PIT	2:58.402	P 49.10	1:29.521	14:04:41.972
15 - D1	OUTLAP	40.328	21.122	1:33.685	93.50	4.804	14:06:15.657
16 - D1	28.732	40.254	21.618	1:30.604	96.68	1.723	14:07:46.261
17 - D1	29.846	40.847	21.528	1:32.221	94.98	3.340	14:09:18.482
18 - D1	28.745	40.042	21.417	1:30.204	97.11	1.323	14:10:48.686
19 - D1	28.861	40.082	20.924	1:29.867	97.47	0.986	14:12:18.553
20 - D1	28.529	39.498	20.854	1:28.881 (1)	98.55		14:13:47.434
21 - D1	29.048	40.005	21.046	1:30.099	97.22	1.218	14:15:17.533
22 - D1	29.055	40.265	21.401	1:30.721	96.55	1.840	14:16:48.254
23 - D1	29.427	40.573	21.330	1:31.330	95.91	2.449	14:18:19.584
24 - D1	28.902	40.267	21.477	1:30.646	96.63	1.765	14:19:50.230
25 - D1	29.208	40.422	21.420	1:31.050	96.20	2.169	14:21:21.280
26 - D1	29.323	40.542	21.653	1:31.518	95.71	2.637	14:22:52.798

MSVR Masters Historic Festival - Brands Hatch - 30th/31st May 2026

Masters Endurance Legends 1 & 2

RACE 8 - SECTOR ANALYSIS



SECTOR 1 = FL to I1, SECTOR 2 = I1 to I2, SECTOR 3 = I2 to FL, DIFF = Difference To Personal Best Lap, P = Crossed Finish Line in Pit Lane, D = Time Disallowed

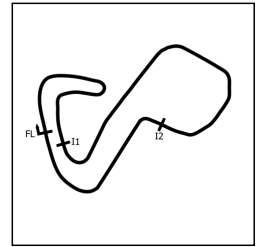
P3 82 G2/GT2 Z.BROWN / R.DEAN		Ferrari F430 GTC (2009)					
IDEAL LAP TIME : 1:30.258		BEST LAP TIME : 1:30.607		DIFFERENCE : 0.349			
D1: Zak BROWN		D2: Richard DEAN					
LAP	SECTOR 1	SECTOR 2	SECTOR 3	LAP TIME	MPH	DIFF	TIME OF DAY
1 - D1		43.315	26.448	1:44.291	83.99	13.684	13:43:05.335
2 - D1	36.016	1:01.844	27.471	2:05.331	69.89	34.724	13:45:10.666
3 - D1	30.550	42.314	22.296	1:35.160	92.05	4.553	13:46:45.826
4 - D1	29.986	42.087	22.206	1:34.279	92.91	3.672	13:48:20.105
5 - D1	30.161	42.009	22.166	1:34.336	92.85	3.729	13:49:54.441
6 - D1	29.819	41.794	22.862	1:34.475	92.72	3.868	13:51:28.916
7 - D1	29.760	41.432	22.180	1:33.372	93.81	2.765	13:53:02.288
8 - D1	29.699	41.851	21.947	1:33.497	93.69	2.890	13:54:35.785
9 - D1	29.474	41.102	22.135	1:32.711	94.48	2.104	13:56:08.496
10 - D1	29.481	41.448	22.597	1:33.526	93.66	2.919	13:57:42.022
11 - D1	29.797	40.956	21.712	1:32.465	94.73	1.858	13:59:14.487
12 - D1	29.251	40.842	22.048	1:32.141	95.06	1.534	14:00:46.628
13 - D1	29.336	40.902	22.029	1:32.267	94.94	1.660	14:02:18.895
14 - D1	29.919	42.213	IN PIT	3:01.226	P 48.33	1:30.619	14:05:20.121
15 - D2	OUTLAP	41.342	21.918	1:36.473	90.80	5.866	14:06:56.594
16 - D2	29.124	41.149	21.678	1:31.951	95.26	1.344	14:08:28.545
17 - D2	29.054	40.771	21.735	1:31.560	95.67	0.953	14:10:00.105
18 - D2	28.959	40.685	21.566	1:31.210	96.04	0.603	14:11:31.315
19 - D2	29.492	41.855	22.039	1:33.386	93.80	2.779	14:13:04.701
20 - D2	29.099	40.482	21.389	1:30.970	96.29	0.363	14:14:35.671
21 - D2	28.816	40.318	21.584	1:30.718 (2)	96.56	0.111	14:16:06.389
22 - D2	29.036	40.294	21.277	1:30.607 (1)	96.67		14:17:36.996
23 - D2	28.687	40.897	22.327	1:31.911	95.30	1.304	14:19:08.907
24 - D2	28.948	40.379	21.446	1:30.773 (3)	96.50	0.166	14:20:39.680
25 - D2	28.837	40.532	21.442	1:30.811	96.46	0.204	14:22:10.491

P4 80 G3/CUP B.CALEY / J.CALEY		Porsche 991.2 Cup (2018)					
IDEAL LAP TIME : 1:31.255		BEST LAP TIME : 1:31.560		DIFFERENCE : 0.305			
D1: Bill CALEY		D2: James CALEY					
LAP	SECTOR 1	SECTOR 2	SECTOR 3	LAP TIME	MPH	DIFF	TIME OF DAY
1 - D1		42.949	26.677	1:42.970	85.07	11.410	13:43:04.014
2 - D1	35.308	1:02.481	27.904	2:05.693	69.69	34.133	13:45:09.707
3 - D1	29.994	41.531	22.222	1:33.747	93.44	2.187	13:46:43.454
4 - D1	29.488	40.481	21.591	1:31.560 (1)	95.67		13:48:15.014
5 - D1	29.474	40.637	21.640	1:31.751 (3)	95.47	0.191	13:49:46.765
6 - D1	29.183	40.660	21.805	1:31.648 (2)	95.58	0.088	13:51:18.413
7 - D1	29.382	40.989	21.743	1:32.114	95.09	0.554	13:52:50.527
8 - D1	29.610	41.107	21.724	1:32.441	94.76	0.881	13:54:22.968
9 - D1	29.298	41.137	21.754	1:32.189	95.02	0.629	13:55:55.157
10 - D1	29.469	41.043	21.907	1:32.419	94.78	0.859	13:57:27.576
11 - D1	29.672	41.300	21.860	1:32.832	94.36	1.272	13:59:00.408
12 - D1	30.471	41.308	21.957	1:33.736	93.45	2.176	14:00:34.144
13 - D1	29.837	41.148	21.706	1:32.691	94.50	1.131	14:02:06.835
14 - D1	29.811	40.999	IN PIT	2:53.088	P 50.60	1:21.528	14:04:59.923
15 - D2	OUTLAP	42.228	22.630	1:39.035	88.45	7.475	14:06:38.958
16 - D2	30.342	41.425	22.529	1:34.296	92.89	2.736	14:08:13.254
17 - D2	30.022	41.783	22.199	1:34.004	93.18	2.444	14:09:47.258
18 - D2	29.742	41.274	21.838	1:32.854	94.33	1.294	14:11:20.112
19 - D2	29.615	41.380	22.043	1:33.038	94.15	1.478	14:12:53.150
20 - D2	30.241	41.372	22.075	1:33.688	93.50	2.128	14:14:26.838
21 - D2	30.020	42.762	22.374	1:35.156	92.05	3.596	14:16:01.994
22 - D2	30.197	40.954	21.924	1:33.075	94.11	1.515	14:17:35.069
23 - D2	29.773	41.566	22.472	1:33.811	93.37	2.251	14:19:08.880
24 - D2	30.198	41.984	22.183	1:34.365	92.82	2.805	14:20:43.245
25 - D2	30.051	41.621	22.124	1:33.796	93.39	2.236	14:22:17.041

MSVR Masters Historic Festival - Brands Hatch - 30th/31st May 2026

Masters Endurance Legends 1 & 2

RACE 8 - SECTOR ANALYSIS



SECTOR 1 = FL to I1, SECTOR 2 = I1 to I2, SECTOR 3 = I2 to FL, DIFF = Difference To Personal Best Lap, P = Crossed Finish Line in Pit Lane, D = Time Disallowed

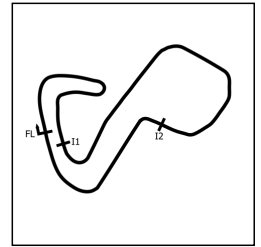
P5 18 G3/CUP A.MULDOON		Porsche 991.2 (2017)					
IDEAL LAP TIME : 1:32.078		BEST LAP TIME : 1:32.648		DIFFERENCE : 0.570			
D1: Ash MULDOON							
LAP	SECTOR 1	SECTOR 2	SECTOR 3	LAP TIME	MPH	DIFF	TIME OF DAY
1 - D1		43.263	26.207	1:43.613	84.54	10.965	13:43:04.657
2 - D1	35.597	1:02.249	27.809	2:05.655	69.71	33.007	13:45:10.312
3 - D1	30.519	42.416	22.285	1:35.220	91.99	2.572	13:46:45.532
4 - D1	29.483	42.546	22.189	1:34.218	92.97	1.570	13:48:19.750
5 - D1	29.915	42.283	22.025	1:34.223	92.96	1.575	13:49:53.973
6 - D1	29.710	42.103	22.469	1:34.282	92.91	1.634	13:51:28.255
7 - D1	29.680	41.899	22.285	1:33.864	93.32	1.216	13:53:02.119
8 - D1	29.474	41.859	22.029	1:33.362	93.82	0.714	13:54:35.481
9 - D1	28.929	41.709	22.151	1:32.789 (2)	94.40	0.141	13:56:08.270
10 - D1	29.027	41.851	IN PIT	2:50.341 P	51.42	1:17.693	13:58:58.611
11 - D1	OUTLAP	42.128	22.140	1:36.992	90.31	4.344	14:00:35.603
12 - D1	29.573	41.441	21.875	1:32.889 (3)	94.30	0.241	14:02:08.492
13 - D1	29.105	41.274	22.269	1:32.648 (1)	94.54		14:03:41.140
14 - D1	29.162	42.261	22.045	1:33.468	93.72	0.820	14:05:14.608
15 - D1	29.627	41.785	22.444	1:33.856	93.33	1.208	14:06:48.464
16 - D1	29.490	42.008	22.395	1:33.893	93.29	1.245	14:08:22.357
17 - D1	29.324	42.249	22.185	1:33.758	93.43	1.110	14:09:56.115
18 - D1	29.594	42.440	22.618	1:34.652	92.54	2.004	14:11:30.767
19 - D1	29.755	41.916	22.782	1:34.453	92.74	1.805	14:13:05.220
20 - D1	29.513	41.739	22.055	1:33.307	93.88	0.659	14:14:38.527
21 - D1	29.716	41.702	22.296	1:33.714	93.47	1.066	14:16:12.241
22 - D1	29.519	42.291	22.365	1:34.175	93.01	1.527	14:17:46.416
23 - D1	29.720	42.188	22.955	1:34.863	92.34	2.215	14:19:21.279
24 - D1	29.416	42.296	22.556	1:34.268	92.92	1.620	14:20:55.547
25 - D1	29.907	41.878	22.697	1:34.482	92.71	1.834	14:22:30.029

P6 22 G3/CUP J.SIMMONDS		Porsche 991.2 Cup (2018)					
IDEAL LAP TIME : 1:31.956		BEST LAP TIME : 1:32.002		DIFFERENCE : 0.046			
D1: Jonathan SIMMONDS							
LAP	SECTOR 1	SECTOR 2	SECTOR 3	LAP TIME	MPH	DIFF	TIME OF DAY
1 - D1		43.013	26.546	1:42.548	85.42	10.546	13:43:03.592
2 - D1	35.206	1:02.543	28.179	2:05.928	69.56	33.926	13:45:09.520
3 - D1	29.838	41.659	22.294	1:33.791	93.39	1.789	13:46:43.311
4 - D1	30.050	41.960	21.913	1:33.923	93.26	1.921	13:48:17.234
5 - D1	29.273	41.841	22.154	1:33.268	93.92	1.266	13:49:50.502
6 - D1	30.469	42.319	21.930	1:34.718	92.48	2.716	13:51:25.220
7 - D1	29.660	42.088	IN PIT	1:51.490 P	78.57	19.488	13:53:16.710
8 - D1	OUTLAP	41.680	21.916	1:36.590	90.69	4.588	13:54:53.300
9 - D1	29.172	41.995	21.773	1:32.940	94.25	0.938	13:56:26.240
10 - D1	29.292	41.673	22.040	1:33.005	94.18	1.003	13:57:59.245
11 - D1	29.314	41.815	21.770	1:32.899	94.29	0.897	13:59:32.144
12 - D1	29.101	41.602	21.874	1:32.577	94.62	0.575	14:01:04.721
13 - D1	29.203	42.086	IN PIT	2:56.948 P	49.50	1:24.946	14:04:01.669
14 - D1	OUTLAP	41.801	21.845	1:36.980	90.32	4.978	14:05:38.649
15 - D1	29.062	41.833	21.666	1:32.561	94.63	0.559	14:07:11.210
16 - D1	29.047	41.318	21.637	1:32.002 (1)	95.21		14:08:43.212
17 - D1	29.258	41.359	22.060	1:32.677	94.52	0.675	14:10:15.889
18 - D1	29.345	41.308	21.845	1:32.498 (3)	94.70	0.496	14:11:48.387
19 - D1	29.359	42.927	21.890	1:34.176	93.01	2.174	14:13:22.563
20 - D1	29.230	41.397	21.795	1:32.422 (2)	94.78	0.420	14:14:54.985
21 - D1	29.514	41.429	22.012	1:32.955	94.23	0.953	14:16:27.940
22 - D1	29.851	41.860	22.115	1:33.826	93.36	1.824	14:18:01.766
23 - D1	29.599	41.272	22.136	1:33.007	94.18	1.005	14:19:34.773
24 - D1	29.619	41.852	21.919	1:33.390	93.79	1.388	14:21:08.163
25 - D1	29.478	41.426	22.123	1:33.027	94.16	1.025	14:22:41.190

MSVR Masters Historic Festival - Brands Hatch - 30th/31st May 2026

Masters Endurance Legends 1 & 2

RACE 8 - SECTOR ANALYSIS



SECTOR 1 = FL to I1, SECTOR 2 = I1 to I2, SECTOR 3 = I2 to FL, DIFF = Difference To Personal Best Lap, P = Crossed Finish Line in Pit Lane, D = Time Disallowed

P7 96 G2/GT4 L.READE / D.SMITH		Ginetta G55 Supercup (2012)					
IDEAL LAP TIME : 1:33.443		BEST LAP TIME : 1:33.483		DIFFERENCE : 0.040			
D1: Luke READE		D2: David SMITH					
LAP	SECTOR 1	SECTOR 2	SECTOR 3	LAP TIME	MPH	DIFF	TIME OF DAY
1 - D1		43.002	27.175	1:45.374	83.13	11.891	13:43:06.418
2 - D1	36.162	1:01.382	28.129	2:05.673	69.70	32.190	13:45:12.091
3 - D1	30.076	42.072	22.738	1:34.886	92.31	1.403	13:46:46.977
4 - D1	29.805	42.113	22.593	1:34.511	92.68	1.028	13:48:21.488
5 - D1	29.830	41.924	22.486	1:34.240	92.95	0.757	13:49:55.728
6 - D1	29.840	41.842	22.621	1:34.303	92.89	0.820	13:51:30.031
7 - D1	29.850	42.058	22.730	1:34.638	92.56	1.155	13:53:04.669
8 - D1	29.881	42.033	22.590	1:34.504	92.69	1.021	13:54:39.173
9 - D1	29.799	41.745	22.387	1:33.931 (3)	93.25	0.448	13:56:13.104
10 - D1	29.629	41.435	22.419	1:33.483 (1)	93.70		13:57:46.587
11 - D1	29.684	41.496	22.379	1:33.559 (2)	93.62	0.076	13:59:20.146
12 - D1	29.805	41.794	IN PIT	2:59.549 P	48.78	1:26.066	14:02:19.695
13 - D2	OUTLAP	44.363	23.629	1:43.139	84.93	9.656	14:04:02.834
14 - D2	31.303	43.289	23.143	1:37.735	89.62	4.252	14:05:40.569
15 - D2	30.449	1:04.179	23.926	1:58.554	73.88	25.071	14:07:39.123
16 - D2	31.909	45.209	23.902	1:41.020	86.71	7.537	14:09:20.143
17 - D2	31.402	45.267	23.842	1:40.511	87.15	7.028	14:11:00.654
18 - D2	32.063	45.411	24.074	1:41.548	86.26	8.065	14:12:42.202
19 - D2	31.884	44.775	24.028	1:40.687	87.00	7.204	14:14:22.889
20 - D2	31.572	45.258	24.070	1:40.900	86.81	7.417	14:16:03.789
21 - D2	31.359	44.660	23.818	1:39.837	87.74	6.354	14:17:43.626
22 - D2	31.281	43.927	24.126	1:39.334	88.18	5.851	14:19:22.960
23 - D2	31.384	43.724	23.683	1:38.791	88.67	5.308	14:21:01.751
24 - D2	31.127	43.816	23.959	1:38.902	88.57	5.419	14:22:40.653

P8 129 G1/P2 C.ATKINSON / J.HAGAN		Pilbeam MP91 (2002)					
IDEAL LAP TIME : 1:37.724		BEST LAP TIME : 1:38.348		DIFFERENCE : 0.624			
D1: Christopher ATKINSON		D2: James HAGAN					
LAP	SECTOR 1	SECTOR 2	SECTOR 3	LAP TIME	MPH	DIFF	TIME OF DAY
1 - D1		44.613	25.192	1:46.099	82.56	7.751	13:43:07.143
2 - D1	36.668	1:01.267	28.459	2:06.394	69.30	28.046	13:45:13.537
3 - D1	31.921	44.407	23.284	1:39.612	87.93	1.264	13:46:53.149
4 - D1	32.196	45.094	22.970	1:40.260	87.37	1.912	13:48:33.409
5 - D1	32.126	44.029	22.894	1:39.049	88.43	0.701	13:50:12.458
6 - D1	32.282	44.671	23.340	1:40.293	87.34	1.945	13:51:52.751
7 - D1	32.133	45.493	23.691	1:41.317	86.45	2.969	13:53:34.068
8 - D1	32.159	45.448	23.560	1:41.167	86.58	2.819	13:55:15.235
9 - D1	41.587	49.461	IN PIT	7:21.941 P	19.82	5:43.593	14:02:37.176
10 - D2	OUTLAP	45.010	23.709	1:45.222	83.25	6.874	14:04:22.398
11 - D2	32.562	45.016	24.221	1:41.799	86.05	3.451	14:06:04.197
12 - D2	32.537	45.354	23.509	1:41.400	86.38	3.052	14:07:45.597
13 - D2	32.882	44.840	23.356	1:41.078	86.66	2.730	14:09:26.675
14 - D2	31.890	44.450	23.406	1:39.746	87.82	1.398	14:11:06.421
15 - D2	31.702	44.242	23.498	1:39.442	88.08	1.094	14:12:45.863
16 - D2	31.868	44.059	23.253	1:39.180	88.32	0.832	14:14:25.043
17 - D2	31.532	44.291	23.153	1:38.976 (3)	88.50	0.628	14:16:04.019
18 - D2	31.403	43.758	23.187	1:38.348 (1)	89.06		14:17:42.367
19 - D2	31.556	44.238	24.200	1:39.994	87.60	1.646	14:19:22.361
20 - D2	31.081	44.282	23.294	1:38.657 (2)	88.79	0.309	14:21:01.018
21 - D2	31.072	44.348	23.684	1:39.104	88.39	0.756	14:22:40.122

P9 28 G3/P2 K.MURRAY / P.QUAIFE		Lola B12 (2012)					
IDEAL LAP TIME :		BEST LAP TIME :		DIFFERENCE :			
D1: Kenny MURRAY		D2: Phil QUAIFE					
LAP	SECTOR 1	SECTOR 2	SECTOR 3	LAP TIME	MPH	DIFF	TIME OF DAY
1 - D1		3:25.853					

MSVR Masters Historic Festival - Brands Hatch - 30th/31st May 2026

Masters Endurance Legends 1 & 2

RACE 8 - BEST SECTORS

POS	SECTOR 1		SECTOR 2		SECTOR 3		IDEAL / BEST COMPARISON						
	NO	TIME	NO	TIME	NO	TIME	POS	NO	NAME	IDEAL	BEST	DIFF	
										PERFECT LAP	1:26.580		
1	7	27.665	7	38.450	7	20.465	1	7	N.GLOVER / M.LYONS	1:26.580	1:26.845	0.265	
2	27	28.529	27	39.498	27	20.854	2	27	M.BROWN	1:28.881	1:28.881	0.000	
3	82	28.687	82	40.294	82	21.277	3	82	Z.BROWN / R.DEAN	1:30.258	1:30.607	0.349	
4	18	28.929	80	40.481	80	21.591	4	80	B.CALEY / J.CALEY	1:31.255	1:31.560	0.305	
5	22	29.047	22	41.272	22	21.637	5	22	J.SIMMONDS	1:31.956	1:32.002	0.046	
6	80	29.183	18	41.274	18	21.875	6	18	A.MULDOON	1:32.078	1:32.648	0.570	
7	96	29.629	96	41.435	96	22.379	7	96	L.READE / D.SMITH	1:33.443	1:33.483	0.040	
8	129	31.072	129	43.758	129	22.894	8	129	C.ATKINSON / J.HAGAN	1:37.724	1:38.348	0.624	
9			28	3:25.853									

MSVR Masters Historic Festival - Brands Hatch - 30th/31st May 2026

Masters Endurance Legends 1 & 2

RACE 8 - PIT STOP ANALYSIS

Start Time: 13:41:21.043	Pit Window Open: 13:56:21.043	Pit Window Closed: 14:06:21.043
---------------------------------	--------------------------------------	--

P1	7 G2/GT3	N.GLOVER / M.LYONS	Lamborghini Gallardo GT3 (2014)				
MINIMUM STOP TIME: 1:16.600							
D1: Neil GLOVER	Total Stint: 9 Laps - 17:20.305 (42.50%)		Best Lap: 1:31.062 On Lap 7 @ 96.19 mph				
D2: Michael LYONS	Total Stint: 17 Laps - 23:27.368 (57.49%)		Best Lap: 1:26.845 On Lap 14 @ 100.86 mph				

STOP	IN TIME	DRIVER IN	STINT TIME	STOP TIME	TOTAL STOP TIME	OUT TIME	DRIVER OUT
1 -	13:57:23.207	Neil GLOVER	16:02.163	1:18.142	1:18.142	13:58:41.349	Michael LYONS
-	Finish	Michael LYONS	23:27.368				

P2	27 G2/GT3	M.BROWN	McLaren MP4 12C GT3 (2012)				
MINIMUM STOP TIME: 1:16.600							
D1: Max BROWN	Total Stint: 26 Laps - 40:02.985 (96.43%)		Best Lap: 1:28.881 On Lap 20 @ 98.55 mph				

STOP	IN TIME	DRIVER IN	STINT TIME	STOP TIME	TOTAL STOP TIME	OUT TIME	DRIVER OUT
1 -	14:03:13.203	Max BROWN	21:52.159	1:28.769	1:28.769	14:04:41.972	Max BROWN
-	Finish	Max BROWN	18:10.826				

P3	82 G2/GT2	Z.BROWN / R.DEAN	Ferrari F430 GTC (2009)				
MINIMUM STOP TIME: 1:16.600							
D1: Zak BROWN	Total Stint: 13 Laps - 23:59.077 (58.75%)		Best Lap: 1:32.141 On Lap 12 @ 95.06 mph				
D2: Richard DEAN	Total Stint: 12 Laps - 16:50.370 (41.24%)		Best Lap: 1:30.607 On Lap 22 @ 96.67 mph				

STOP	IN TIME	DRIVER IN	STINT TIME	STOP TIME	TOTAL STOP TIME	OUT TIME	DRIVER OUT
1 -	14:03:55.124	Zak BROWN	22:34.080	1:24.997	1:24.997	14:05:20.121	Richard DEAN
-	Finish	Richard DEAN	16:50.370				

P4	80 G3/CUP	B.CALEY / J.CALEY	Porsche 991.2 Cup (2018)				
MINIMUM STOP TIME: 1:16.600							
D1: Bill CALEY	Total Stint: 13 Laps - 23:38.879 (57.77%)		Best Lap: 1:31.560 On Lap 4 @ 95.67 mph				
D2: James CALEY	Total Stint: 12 Laps - 17:17.118 (42.22%)		Best Lap: 1:32.854 On Lap 18 @ 94.33 mph				

STOP	IN TIME	DRIVER IN	STINT TIME	STOP TIME	TOTAL STOP TIME	OUT TIME	DRIVER OUT
1 -	14:03:39.258	Bill CALEY	22:18.214	1:20.665	1:20.665	14:04:59.923	James CALEY
-	Finish	James CALEY	17:17.118				

P5	18 G3/CUP	A.MULDOON	Porsche 991.2 (2017)				
MINIMUM STOP TIME: 1:16.600							
D1: Ash MULDOON	Total Stint: 25 Laps - 39:50.655 (96.82%)		Best Lap: 1:32.648 On Lap 13 @ 94.54 mph				

STOP	IN TIME	DRIVER IN	STINT TIME	STOP TIME	TOTAL STOP TIME	OUT TIME	DRIVER OUT
1 -	13:57:40.281	Ash MULDOON	16:19.237	1:18.330	1:18.330	13:58:58.611	Ash MULDOON
-	Finish	Ash MULDOON	23:31.418				

P6	22 G3/CUP	J.SIMMONDS	Porsche 991.2 Cup (2018)				
MINIMUM STOP TIME: 1:16.600							
D1: Jonathan SIMMONDS	Total Stint: 25 Laps - 39:39.088 (95.92%)		Best Lap: 1:32.002 On Lap 16 @ 95.21 mph				

STOP	IN TIME	DRIVER IN	STINT TIME	STOP TIME	TOTAL STOP TIME	OUT TIME	DRIVER OUT
1 -	13:52:59.115	Jonathan SIMMONDS	11:38.071	17.595	17.595	13:53:16.710	Jonathan SIMMONDS
2 -	14:02:38.206	Jonathan SIMMONDS	9:21.496	1:23.463	1:41.058	14:04:01.669	Jonathan SIMMONDS
-	Finish	Jonathan SIMMONDS	18:39.521				

P7	96 G2/GT4	L.READE / D.SMITH	Ginetta G55 Supercup (2012)				
MINIMUM STOP TIME: 1:16.600							
D1: Luke READE	Total Stint: 11 Laps - 20:58.651 (50.76%)		Best Lap: 1:33.483 On Lap 10 @ 93.70 mph				
D2: David SMITH	Total Stint: 13 Laps - 20:20.958 (49.23%)		Best Lap: 1:37.735 On Lap 14 @ 89.62 mph				

STOP	IN TIME	DRIVER IN	STINT TIME	STOP TIME	TOTAL STOP TIME	OUT TIME	DRIVER OUT
1 -	14:00:53.180	Luke READE	19:32.136	1:26.515	1:26.515	14:02:19.695	David SMITH
-	Finish	David SMITH	20:20.958				

MSVR Masters Historic Festival - Brands Hatch - 30th/31st May 2026

Masters Endurance Legends 1 & 2

RACE 8 - PIT STOP ANALYSIS

Start Time: 13:41:21.043	Pit Window Open: 13:56:21.043	Pit Window Closed: 14:06:21.043
---------------------------------	--------------------------------------	--

P8 129 G1/P2 C.ATKINSON / J.HAGAN	Pilbeam MP91 (2002)
MINIMUM STOP TIME: 1:16.600	
D1: Christopher ATKINSON	Total Stint: 8 Laps - 21:16.132 (51.47%)
D2: James HAGAN	Total Stint: 13 Laps - 20:02.946 (48.52%)
	Best Lap: 1:39.049 On Lap 5 @ 88.43 mph
	Best Lap: 1:38.348 On Lap 18 @ 89.06 mph

STOP	IN TIME	DRIVER IN	STINT TIME	STOP TIME	TOTAL STOP TIME	OUT TIME	DRIVER OUT
1 -	13:57:13.662	Christopher ATKINSON	15:52.618	5:23.514	5:23.514	14:02:37.176	James HAGAN
-	Finish	James HAGAN	20:02.946				

P9 28 G3/P2 K.MURRAY / P.QUAIFE	Lola B12 (2012)
MINIMUM STOP TIME: 1:16.600	
D1: Kenny MURRAY	Total Stint: 0 Laps
D2: Phil QUAIFE	Total Stint: 0 Laps

STOP	IN TIME	DRIVER IN	STINT TIME	STOP TIME	TOTAL STOP TIME	OUT TIME	DRIVER OUT
1 -	13:45:57.159	Kenny MURRAY					

MSVR Masters Historic Festival - Brands Hatch - 30th/31st May 2026

Masters Endurance Legends 1 & 2

RACE 8 - STATISTICS

Competitors Started	9
Planned Start	2026-05-31 @ 13:35:00.000
Actual Start	2026-05-31 @ 13:41:21.043
Finish Time	2026-05-31 @ 14:22:08.172
Track Length	2.4332mi.
Total Laps	197
Total Distance Covered	479.3580mi.

Session Fastest Lap History

NO	CL	NAME	LAP TIME	TIME OF DAY	LAP	VEHICLE
7	G2/GT3	N.GLOVER / M.LYONS <i>N. GLOVER</i>	1:39.542	13:43:00.610	1	Lamborghini Gallardo GT3
7	G2/GT3	N.GLOVER / M.LYONS <i>N. GLOVER</i>	1:33.730	13:46:40.370	3	Lamborghini Gallardo GT3
27	G2/GT3	M.BROWN <i>M. BROWN</i>	1:31.968	13:46:40.777	3	McLaren MP4 12C GT3 (2012)
27	G2/GT3	M.BROWN <i>M. BROWN</i>	1:31.202	13:48:11.978	4	McLaren MP4 12C GT3 (2012)
27	G2/GT3	M.BROWN <i>M. BROWN</i>	1:30.523	13:49:42.503	5	McLaren MP4 12C GT3 (2012)
27	G2/GT3	M.BROWN <i>M. BROWN</i>	1:30.368	13:51:12.870	6	McLaren MP4 12C GT3 (2012)
27	G2/GT3	M.BROWN <i>M. BROWN</i>	1:30.053	13:52:42.923	7	McLaren MP4 12C GT3 (2012)
27	G2/GT3	M.BROWN <i>M. BROWN</i>	1:29.738	13:54:12.661	8	McLaren MP4 12C GT3 (2012)
27	G2/GT3	M.BROWN <i>M. BROWN</i>	1:29.482	13:57:12.281	10	McLaren MP4 12C GT3 (2012)
7	G2/GT3	N.GLOVER / M.LYONS <i>M. LYONS</i>	1:27.092	14:01:38.559	12	Lamborghini Gallardo GT3
7	G2/GT3	N.GLOVER / M.LYONS <i>M. LYONS</i>	1:26.845	14:04:33.401	14	Lamborghini Gallardo GT3

Session Leader History

NO	CL	NAME	FROM LAP	LAPS LED	DISTANCE	VEHICLE
7	G2/GT3	N.GLOVER / M.LYONS <i>N. GLOVER</i>	1	3	7.29 miles	Lamborghini Gallardo GT3
27	G2/GT3	M.BROWN <i>M. BROWN</i>	4	10	24.33 miles	McLaren MP4 12C GT3 (2012)
7	G2/GT3	N.GLOVER / M.LYONS <i>M. LYONS</i>	14	13	31.63 miles	Lamborghini Gallardo GT3

Flag History

TYPE	TIME OF DAY
GREEN	13:41:21.043
SAFETY	13:42:38.908
GREEN	13:45:04.924
FINISH	14:22:08.172

Flag Statistics

TYPE	COUNT	TOTAL LAPS	TOTAL TIME
Green	2	25	41:31.400
Red	0	0	0.000
Safety Car	1	1	2:26.015
FCY	0	0	0.000

MSVR Masters Historic Festival - Brands Hatch - 30th/31st May 2026

Masters Endurance Legends 1 & 2

RACE 8 - STATISTICS

CLASS : G2/GT2

1 Starters

Fastest Lap History

NO	NAME	LAP TIME	TIME OF DAY	LAP	VEHICLE
82	Z.BROWN / R.DEAN <i>Z. BROWN</i>	1:44.291	13:43:05.366	1	Ferrari F430 GTC (2009)
82	Z.BROWN / R.DEAN <i>Z. BROWN</i>	1:35.160	13:46:45.844	3	Ferrari F430 GTC (2009)
82	Z.BROWN / R.DEAN <i>Z. BROWN</i>	1:34.279	13:48:20.124	4	Ferrari F430 GTC (2009)
82	Z.BROWN / R.DEAN <i>Z. BROWN</i>	1:33.372	13:53:02.306	7	Ferrari F430 GTC (2009)
82	Z.BROWN / R.DEAN <i>Z. BROWN</i>	1:32.711	13:56:08.515	9	Ferrari F430 GTC (2009)
82	Z.BROWN / R.DEAN <i>Z. BROWN</i>	1:32.465	13:59:14.506	11	Ferrari F430 GTC (2009)
82	Z.BROWN / R.DEAN <i>Z. BROWN</i>	1:32.141	14:00:46.647	12	Ferrari F430 GTC (2009)
82	Z.BROWN / R.DEAN <i>R. DEAN</i>	1:31.951	14:08:28.564	16	Ferrari F430 GTC (2009)
82	Z.BROWN / R.DEAN <i>R. DEAN</i>	1:31.560	14:10:00.124	17	Ferrari F430 GTC (2009)
82	Z.BROWN / R.DEAN <i>R. DEAN</i>	1:31.210	14:11:31.333	18	Ferrari F430 GTC (2009)
82	Z.BROWN / R.DEAN <i>R. DEAN</i>	1:30.970	14:14:35.690	20	Ferrari F430 GTC (2009)
82	Z.BROWN / R.DEAN <i>R. DEAN</i>	1:30.718	14:16:06.408	21	Ferrari F430 GTC (2009)
82	Z.BROWN / R.DEAN <i>R. DEAN</i>	1:30.607	14:17:37.014	22	Ferrari F430 GTC (2009)

Leader History

NO	NAME	FROM LAP	LAPS LED	DISTANCE	VEHICLE
82	Z.BROWN / R.DEAN <i>Z. BROWN</i>	1	14	34.06 miles	Ferrari F430 GTC (2009)
82	Z.BROWN / R.DEAN <i>R. DEAN</i>	15	11	26.76 miles	Ferrari F430 GTC (2009)

MSVR Masters Historic Festival - Brands Hatch - 30th/31st May 2026

Masters Endurance Legends 1 & 2

RACE 8 - STATISTICS

CLASS : G2/GT3

2 Starters

Fastest Lap History

NO	NAME	LAP TIME	TIME OF DAY	LAP	VEHICLE
7	N.GLOVER / M.LYONS <i>N. GLOVER</i>	1:39.542	13:43:00.610	1	Lamborghini Gallardo GT3 (2014)
7	N.GLOVER / M.LYONS <i>N. GLOVER</i>	1:33.730	13:46:40.370	3	Lamborghini Gallardo GT3 (2014)
27	M.BROWN <i>M. BROWN</i>	1:31.968	13:46:40.777	3	McLaren MP4 12C GT3 (2012)
27	M.BROWN <i>M. BROWN</i>	1:31.202	13:48:11.978	4	McLaren MP4 12C GT3 (2012)
27	M.BROWN <i>M. BROWN</i>	1:30.523	13:49:42.503	5	McLaren MP4 12C GT3 (2012)
27	M.BROWN <i>M. BROWN</i>	1:30.368	13:51:12.870	6	McLaren MP4 12C GT3 (2012)
27	M.BROWN <i>M. BROWN</i>	1:30.053	13:52:42.923	7	McLaren MP4 12C GT3 (2012)
27	M.BROWN <i>M. BROWN</i>	1:29.738	13:54:12.661	8	McLaren MP4 12C GT3 (2012)
27	M.BROWN <i>M. BROWN</i>	1:29.482	13:57:12.281	10	McLaren MP4 12C GT3 (2012)
7	N.GLOVER / M.LYONS <i>M. LYONS</i>	1:27.092	14:01:38.559	12	Lamborghini Gallardo GT3 (2014)
7	N.GLOVER / M.LYONS <i>M. LYONS</i>	1:26.845	14:04:33.401	14	Lamborghini Gallardo GT3 (2014)

Leader History

NO	NAME	FROM LAP	LAPS LED	DISTANCE	VEHICLE
7	N.GLOVER / M.LYONS <i>N. GLOVER</i>	1	3	7.29 miles	Lamborghini Gallardo GT3 (2014)
27	M.BROWN <i>M. BROWN</i>	4	10	24.33 miles	McLaren MP4 12C GT3 (2012)
7	N.GLOVER / M.LYONS <i>M. LYONS</i>	14	13	31.63 miles	Lamborghini Gallardo GT3 (2014)

MSVR Masters Historic Festival - Brands Hatch - 30th/31st May 2026

Masters Endurance Legends 1 & 2

RACE 8 - STATISTICS

CLASS : G3/CUP

3 Starters

Fastest Lap History

NO	NAME	LAP TIME	TIME OF DAY	LAP	VEHICLE
22	J.SIMMONDS <i>J. SIMMONDS</i>	1:42.548	13:43:03.633	1	Porsche 991.2 Cup (2018)
22	J.SIMMONDS <i>J. SIMMONDS</i>	1:33.791	13:46:43.333	3	Porsche 991.2 Cup (2018)
80	B.CALEY / J.CALEY <i>B. CALEY</i>	1:33.747	13:46:43.477	3	Porsche 991.2 Cup (2018)
80	B.CALEY / J.CALEY <i>B. CALEY</i>	1:31.560	13:48:15.038	4	Porsche 991.2 Cup (2018)

Leader History

NO	NAME	FROM LAP	LAPS LED	DISTANCE	VEHICLE
22	J.SIMMONDS <i>J. SIMMONDS</i>	1	3	7.29 miles	Porsche 991.2 Cup (2018)
80	B.CALEY / J.CALEY <i>B. CALEY</i>	4	11	26.76 miles	Porsche 991.2 Cup (2018)
80	B.CALEY / J.CALEY <i>J. CALEY</i>	15	11	26.76 miles	Porsche 991.2 Cup (2018)

MSVR Masters Historic Festival - Brands Hatch - 30th/31st May 2026

Masters Endurance Legends 1 & 2

RACE 8 - STATISTICS

CLASS : G2/GT4

1 Starters

Fastest Lap History

NO	NAME	LAP TIME	TIME OF DAY	LAP	VEHICLE
96	L.READE / D.SMITH <i>L. READE</i>	1:45.374	13:43:06.453	1	Ginetta G55 Supercup (2012)
96	L.READE / D.SMITH <i>L. READE</i>	1:34.886	13:46:47.002	3	Ginetta G55 Supercup (2012)
96	L.READE / D.SMITH <i>L. READE</i>	1:34.511	13:48:21.513	4	Ginetta G55 Supercup (2012)
96	L.READE / D.SMITH <i>L. READE</i>	1:34.240	13:49:55.753	5	Ginetta G55 Supercup (2012)
96	L.READE / D.SMITH <i>L. READE</i>	1:33.931	13:56:13.128	9	Ginetta G55 Supercup (2012)
96	L.READE / D.SMITH <i>L. READE</i>	1:33.483	13:57:46.611	10	Ginetta G55 Supercup (2012)

Leader History

NO	NAME	FROM LAP	LAPS LED	DISTANCE	VEHICLE
96	L.READE / D.SMITH <i>L. READE</i>	1	12	29.19 miles	Ginetta G55 Supercup (2012)
96	L.READE / D.SMITH <i>D. SMITH</i>	13	12	29.19 miles	Ginetta G55 Supercup (2012)

MSVR Masters Historic Festival - Brands Hatch - 30th/31st May 2026

Masters Endurance Legends 1 & 2

RACE 8 - STATISTICS

CLASS : G1/P2

1 Starters

Fastest Lap History

NO	NAME	LAP TIME	TIME OF DAY	LAP	VEHICLE
129	C.ATKINSON / J.HAGAN <i>C. ATKINSON</i>	1:46.099	13:43:07.181	1	Pilbeam MP91 (2002)
129	C.ATKINSON / J.HAGAN <i>C. ATKINSON</i>	1:39.612	13:46:53.175	3	Pilbeam MP91 (2002)
129	C.ATKINSON / J.HAGAN <i>C. ATKINSON</i>	1:39.049	13:50:12.483	5	Pilbeam MP91 (2002)
129	C.ATKINSON / J.HAGAN <i>J. HAGAN</i>	1:38.976	14:16:04.045	17	Pilbeam MP91 (2002)
129	C.ATKINSON / J.HAGAN <i>J. HAGAN</i>	1:38.348	14:17:42.392	18	Pilbeam MP91 (2002)

Leader History

NO	NAME	FROM LAP	LAPS LED	DISTANCE	VEHICLE
129	C.ATKINSON / J.HAGAN <i>C. ATKINSON</i>	1	9	21.89 miles	Pilbeam MP91 (2002)
129	C.ATKINSON / J.HAGAN <i>J. HAGAN</i>	10	12	29.19 miles	Pilbeam MP91 (2002)