
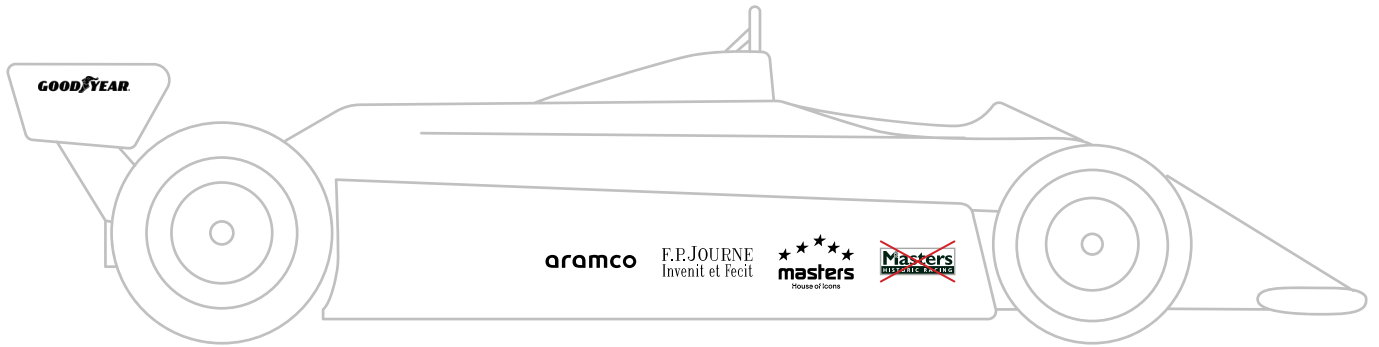






# Sticker Placement Guide

FOR THE MASTERS RACE SERIES:  
MRL / DEMO / MEL 1 / MEL 2 /  
MGC / SC / GD / TC

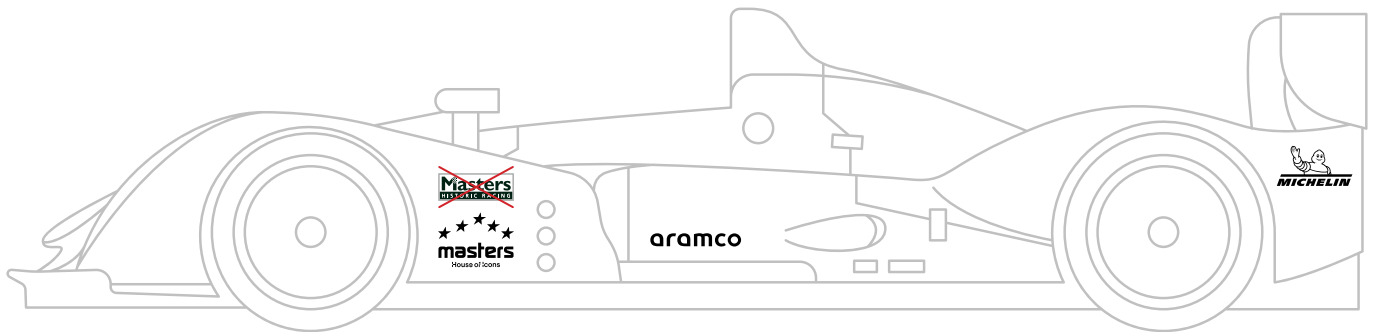
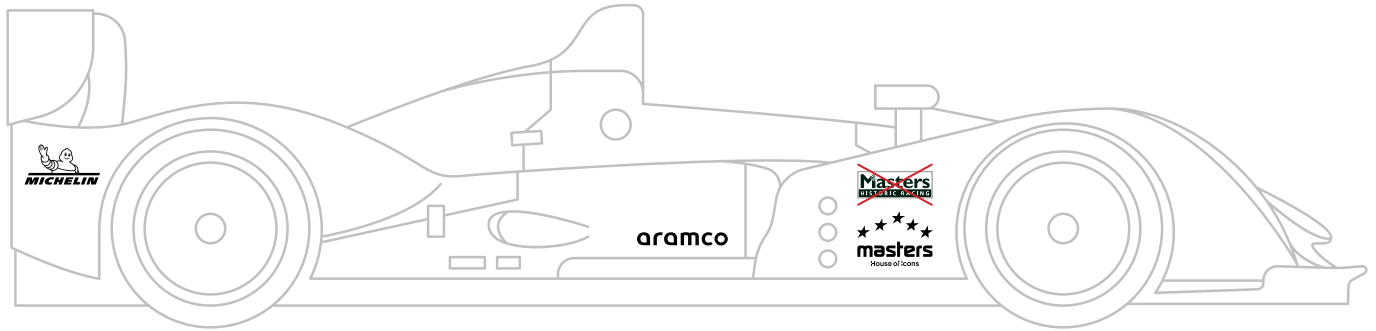
# 26



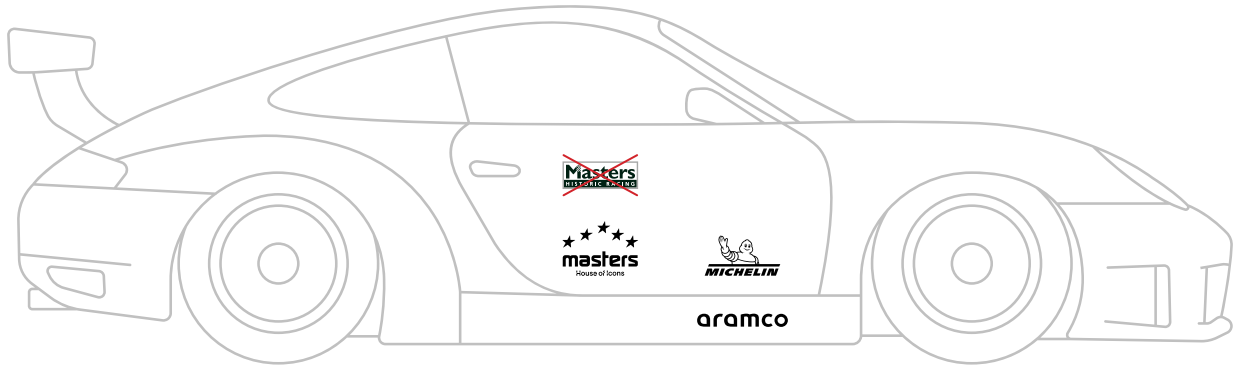
1. Final sticker positioning may vary depending on existing decals, sponsor commitments, and vehicle layout constraints.
2. Please remove any old-style green Masters logos from your car.
3. All presented stickers are mandatory and must be applied as specified.



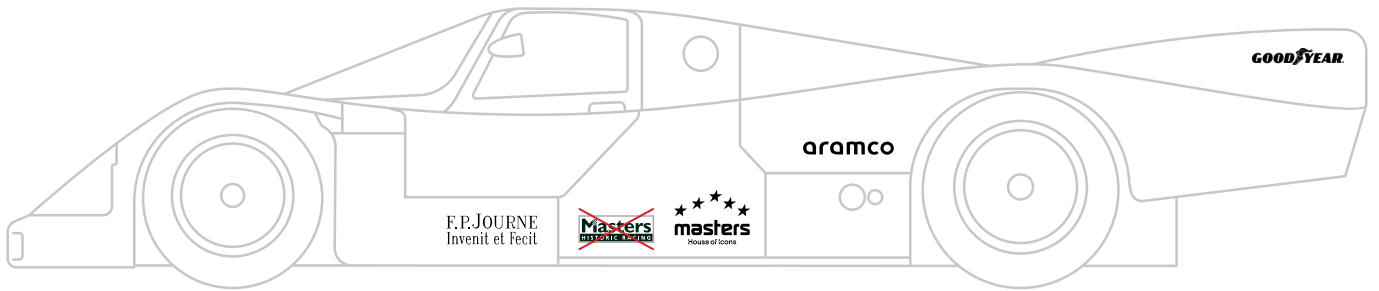
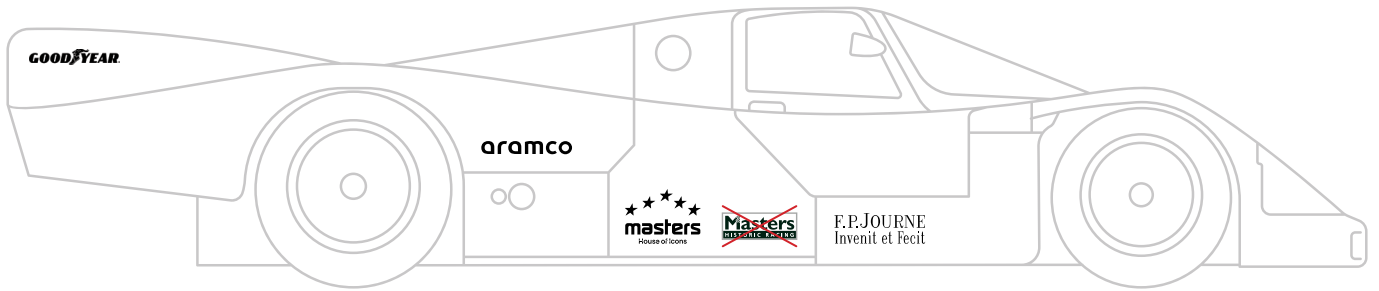
1. Final sticker positioning may vary depending on existing decals, sponsor commitments, and vehicle layout constraints.
2. Please remove any old-style green Masters logos from your car.
3. All presented stickers are mandatory and must be applied as specified.





1. Final sticker positioning may vary depending on existing decals, sponsor commitments, and vehicle layout constraints.
2. Please remove any old-style green Masters logos from your car.
3. All presented stickers are mandatory and must be applied as specified.



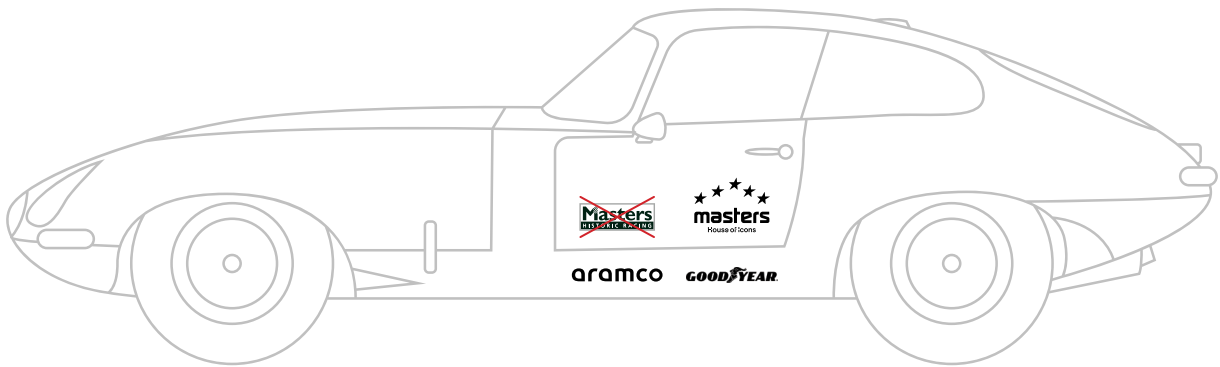
1. Final sticker positioning may vary depending on existing decals, sponsor commitments, and vehicle layout constraints.
2. Please remove any old-style green Masters logos from your car.
3. All presented stickers are mandatory and must be applied as specified.



1. Final sticker positioning may vary depending on existing decals, sponsor commitments, and vehicle layout constraints.
2. Please remove any old-style green Masters logos from your car.
3. All presented stickers are mandatory and must be applied as specified.



1. Final sticker positioning may vary depending on existing decals, sponsor commitments, and vehicle layout constraints.
2. Please remove any old-style green Masters logos from your car.
3. All presented stickers are mandatory and must be applied as specified.



1. Final sticker positioning may vary depending on existing decals, sponsor commitments, and vehicle layout constraints.
2. Please remove any old-style green Masters logos from your car.
3. All presented stickers are mandatory and must be applied as specified.



1. Final sticker positioning may vary depending on existing decals, sponsor commitments, and vehicle layout constraints.
2. Please remove any old-style green Masters logos from your car.
3. All presented stickers are mandatory and must be applied as specified.